

REPUBLIC OF KENYA



OFFICE OF THE AUDITOR-GENERAL

REPORT

OF

THE AUDITOR-GENERAL

ON

**THE FINANCIAL STATEMENTS OF
CONSTITUENCIES DEVELOPMENT FUND
ELDAMA RAVINE CONSTITUENCY**

**FOR THE YEAR ENDED
30 JUNE 2015**



CONSTITUENCIES DEVELOPMENT FUND

BOARD SECRETARIAT

Harambee Plaza
10th Floor
Junction of Haille Sellasie Avenue & Uhuru Highway
E mail: cdf@wananchi.com
NAIROBI


Visit Our Website
<http://www.cdf.go.ke>

P.O Box 46682-00100
Tel: 020-2230015/9, 2230027, 2230032
Cell:0712464160 & 0734260114
Fax:020-2230029
NAIROBI

CDF BOARD/AUDITOR GENERAL/2015/162

SEPTEMBER 29, 2015

Mr. Edward Ouko, CBS
The Auditor General
P.O Box 30084 – 00100
NAIROBI



Dear Sir

**RE: CONSTITUENCIES DEVELOPMENT FUND FINANCIAL STATEMENTS FOR
2014/2015 FINANCIAL YEAR**


Pursuant to the Constituencies Development Fund (CDF) Act, 2013 Section 44 (4), we wish to submit 2014/2015 Annual Accounts of Eldama Ravine Constituency for your necessary action in accordance with CDF Act Section 45 (4).

Yours faithfully

YUSUF MBUNO
Ag. CHIEF EXECUTIVE OFFICER

Copy to:

Eng. Peter O. Mangiti
Principal Secretary, Planning
Ministry of Devolution and Planning
P.O Box 30005 -00100
NAIROBI.



**CONSTITUENCY DEVELOPMENT FUND- ELDAMA RAVINE
CONSTITUENCY**

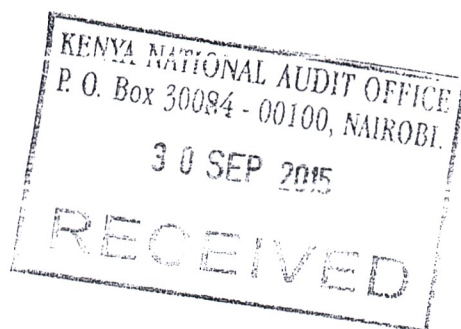
REPORTS AND FINANCIAL STATEMENTS

**FOR THE FINANCIAL YEAR ENDED
JUNE 30, 2015**

**Prepared in accordance with the Cash Basis of Accounting Method under the International Public Sector
Accounting Standards (IPSAS)**

CONSTITUENCY DEVELOPMENT FUND – ELDAMA RAVINE CONSTITUENCY
Reports and Financial Statements
For the year ended June 30, 2015

Table of Content	Page
I. KEY CONSTITUENCY INFORMATION AND MANAGEMENT	1
II. FORWARD BY THE CHAIRMAN CONSTITUENCY DEVELOPMENT FUND COMMITTEE (CDFC)	3
III. STATEMENT OF CDF MANAGEMENT RESPONSIBILITIES	5
IV. STATEMENT OF RECEIPTS AND PAYMENTS	6
V. STATEMENT OF ASSETS	7
VI. STATEMENT OF CASHFLOW	8
VII. SUMMARY STATEMENT OF APPROPRIATION: RECURRENT AND DEVELOPMENT COMBINED	9
VIII. SIGNIFICANT ACCOUNTING POLICIES	11
IX. NOTES TO THE FINANCIAL STATEMENTS	26



CONSTITUENCY DEVELOPMENT FUND- ELDAMA RAVINE CONSTITUENCY

Reports and Financial Statements

For the year ended June 30, 2015

I. KEY CONSTITUENCY INFORMATION AND MANAGEMENT

(a) Background information

The *Constituencies Development Fund (CDF)* was set up under the CDF Act, 2003 now repealed by the CDF Act, 2013. The *Constituencies Development Fund* is represented by the Cabinet Secretary for Devolution and Planning, who is responsible for the general policy and strategic direction of the *Constituencies Development Fund*.

(b) Key Management

The *Eldama Ravine Constituency's* day-to-day management is under the following key organs:

- i. Constituencies Development Fund Board (CDFB)
- ii. Constituency Development Fund Committee (CDFC)

(c) Fiduciary Management

The key management personnel who held office during the financial year ended 30th June 2015 and who had direct fiduciary responsibility were:

No.	Designation	Name
1.	Accounting Officer	Yusuf Mbuno
2.	A.I.E holder	Geoffrey Koech
3.	Accountant	Stanley Akoyi
4.		

(d) Fiduciary Oversight Arrangements

The Audit and Risk Management Committee (ARMC) of CDF Board provide overall fiduciary oversight on the activities of Eldama Ravine Constituency. The reports and recommendation of ARMC when adopted by the CDF Board are forwarded to the Constituency Development Fund Committee (CDFC) for action. Any matters that require policy guidance are forwarded by the Board to the Cabinet Secretary and National Assembly Select Committee.

(e) Eldama Ravine CDF Headquarters

Eldama Ravine CDF Office
Baringo Teachers SACCO Building
Eldama Ravine-Eldoret Road
P.O. Box 161-20103
Eldama Ravine

CONSTITUENCY DEVELOPMENT FUND- ELDAMA RAVINE CONSTITUENCY
Reports and Financial Statements
For the year ended June 30, 2015

(f) Eldama Ravine CDF Contacts

Telephone: (254) 712 990 222
E-mail: cdfeldamaravine@cdf.go.ke
gkoech@cdf.go.ke

(g) Eldama Ravine CDF Bankers

1. Central Bank of Kenya
Haile Selassie Avenue
P.O. Box 60000
City Square 00200
Nairobi, Kenya

2. Equity Bank
Eldama Ravine Branch
P.O Box 75104-00200
Nairobi, Kenya
CDFC Account Number: 1310299403791

(h) Independent Auditors

Auditor General
Kenya National Audit Office
Anniversary Towers, University Way
P.O. Box 30084
GOP 00100
Nairobi, Kenya

(i) Principal Legal Adviser

The Attorney General
State Law Office
Harambee Avenue
P.O. Box 40112
City Square 00200
Nairobi, Kenya

II. FORWARD BY THE CHAIRMAN CONSTITUENCY DEVELOPMENT FUND COMMITTEE (CDFC)

Funding and Allocations

I am pleased to present the unaudited financial statements for Eldama Ravine Constituency for the year ended 30th June 2015. During the year, the constituency was allocated Kshs 96,609,709 pursuant to the CDF Act 2013. Subsequently, the Eldama Ravine Constituency Development Fund Committee, in compliance with the stipulates of the Act, engaged the community members in open forum public meetings to prioritize projects for the year which saw an allocation of Kshs 43,014,577 towards primary schools, secondary schools, tertiary institutions, health centres and dispensaries as well as Early Childhood Development centres. Similarly, an allocation of Kshs 33,900,259 was earmarked for bursary, mocks and CATs, water amongst other sectors which constitutes other grants and transfers. Other allocations include Kshs 10,000,000 towards the CDF office and a total of Kshs 8,694,873 allocated towards administrative cost as well as monitoring and evaluation programmes.

Sector Disbursements

From the above allocations, the leading sectors that benefitted from the funding during the year 2014/2015 were education and water at 61 percent and 12 percent respectively compared to an allocation of 59 percent and 12 percent respectively in FY 2013/2014. During the fiscal year, the CDF Committee undertook to expedite the disbursement of funds to earmarked projects to enable the commencement of approved activities and the funds due to projects as at the close of business on 30th June 2015 was Kshs 14,893,259. The overall funds utilization and absorption rate when you compare actual expenditures vis-à-vis final budget, but excluding funds not received, stands at 85 percent overall. This is an impressive performance realized by the Committee during the year.

Major projects

Some of the major projects undertaken during the year includes the Eldama Ravine CDF Office that shall house a modern Constituency library and other critical development related offices. The first phase of the project which was commissioned on 25th May 2015 is expected to be completed by March 2016 at a cost of Kshs 19,206,352. The Committee expects that the project shall help improve access to relevant information, promote a sustainable reading culture in the constituency while enhancing the preservation of national, county and constituency documentary heritage. The Eldama Ravine Technical Training Institute project is another major project which was among the first 60 that were approved and co-funded by the Ministry of Education Science and Technology and CDF. The project is expected to be completed and officially opened by January 2016 to provide technical and professional training to young people so as to contribute towards Kenya Vision 2030.

Appropriations and Utilizations

During the year, the increase in compensation of employees by 11 percent above budgetary plans was brought about by a review of the CDFC staff salaries in January 2015 by the Committee. The increase in committee expenses by 23 percent was occasioned by administrative support to Uwezo Fund Committee during the inception of Uwezo Fund. Accordingly, the noted 34 percent utilization in

CONSTITUENCY DEVELOPMENT FUND- ~~ELDAMA RAVINE~~ CONSTITUENCY

Reports and Financial Statements

For the year ended June 30, 2015

acquisition of assets occurred due to delayed receipt of funds from the CDF Board totaling Kshs 10,000,000. The funds were received after closure of FY 2014/2015.

Emerging Issues

The Constituency Development Funds continue to draw interest of beneficiaries and communities alike. This has seen the receipt of many proposals from communities spanning various sectors. To ensure focus and expedite Constituency development, the Committee is in the process of finalizing its strategic plan which shall be a formalized road map that spells out where the Constituency is going over the next five years in project identification, implementation and management taking cognizance of the Kenya Vision 2030 and related County Integrated Development Plans. The CDF Committee is convinced that the strategic plan shall help the Constituency in setting priorities, focusing energy and resources, strengthening operations and ensuring that the Committee, its employees and other stakeholders are working towards a common goal and results.

Challenges

Despite the above impressive performance and plans, the Committee has noted various challenges that could impede immediate realization of its vision and objectives. These encompass, poor record keeping by project management committees, failure by some project management committees to comply with the public procurement procedures and regulations as well as delayed submission of the required financial reports returns by Project Management Committees. Another notable challenge is the limited numbers of public works officers needed to provide the requisite technical advice in project implementation and management. To mitigate the above, the committee during the year 2015/2016 shall scale up its capacity building programmes on procurement and accounting for CDF. Similarly, the Committee plans to procure the services of professionals to provide technical input to projects where the government officers shall not be available.

I wish to sincerely thank the CDF Committee, CDFC staff for the cooperation and support that saw the achievement of the above milestones. Going forward, the Committee envisions to even perform better and attain better assessments in its performance targets for FY 2015/2016.



Joseph Ayabei
Chairman CDFC

CONSTITUENCY DEVELOPMENT FUND- ELDAMA RAVINE CONSTITUENCY

Reports and Financial Statements

For the year ended June 30, 2015

III. STATEMENT OF CDF MANAGEMENT RESPONSIBILITIES

Section 81 (1) of the Public Finance Management Act, 2012 requires that, at the end of each financial year, the accounting officer for a National Government CDF shall prepare financial statements in respect of that CDF. Section 81 (3) requires the financial statements so prepared to be in a form that complies with relevant accounting standards as prescribed the Public Sector Accounting Standards Board of Kenya from time to time.

The Accounting Officer in charge of the Eldama Ravine is responsible for the preparation and presentation of the *CDF's* financial statements, which give a true and fair view of the state of affairs of the *CDF* for and as at the end of the financial year (period) ended on June 30, 2015. This responsibility includes: (i) maintaining adequate financial management arrangements and ensuring that these continue to be effective throughout the reporting period; (ii) maintaining proper accounting records, which disclose with reasonable accuracy at any time the financial position of the *CDF*; (iii) designing, implementing and maintaining internal controls relevant to the preparation and fair presentation of the financial statements, and ensuring that they are free from material misstatements, whether due to error or fraud; (iv) safeguarding the assets of the *CDF*; (v) selecting and applying appropriate accounting policies; and (vi) making accounting estimates that are reasonable in the circumstances.


The Accounting Officer in charge of the Eldama Ravine accepts responsibility for the *CDF's* financial statements, which have been prepared on the Cash Basis Method of Financial Reporting, using appropriate accounting policies in accordance with International Public Sector Accounting Standards (IPSAS). The Accounting Officer is of the opinion that the *CDF's* financial statements give a true and fair view of the state of *CDF's* transactions during the financial year ended June 30, 2015, and of the *CDF's* financial position as at that date. The Accounting Officer in charge of the Eldama Ravine further confirms the completeness of the accounting records maintained for the *CDF*, which have been relied upon in the preparation of the *CDF's* financial statements as well as the adequacy of the systems of internal financial control.

The Accounting Officer in charge of the Eldama Ravine confirms that the *CDF* has complied fully with applicable Government Regulations and the terms of external financing covenants (where applicable), and that the *CDF's* funds received during the year under audit were used for the eligible purposes for which they were intended and were properly accounted for. Further the Accounting Officer confirms that the *CDF's* financial statements have been prepared in a form that complies with relevant accounting standards prescribed by the Public Sector Accounting Standards Board of Kenya.


Approval of the financial statements

The *CDF's* financial statements were approved and signed by the Accounting Officer on

22/09/ 2015.



Joseph Ayabei
Chairman CDFC


Geoffrey Koeh
Fund Account Manager

REPUBLIC OF KENYA

Telephone: +254-20-342330
Fax: +254-20-311482
E-mail: oag@oagkenya.go.ke
Website: www.kenao.go.ke



P.O. Box 30084-00100
NAIROBI

OFFICE OF THE AUDITOR-GENERAL

REPORT OF THE AUDITOR-GENERAL ON CONSTITUENCIES DEVELOPMENT FUND – ELDAMA RAVINE CONSTITUENCY FOR THE YEAR ENDED 30 JUNE 2015

REPORT ON THE FINANCIAL STATEMENTS

I have audited the accompanying financial statements of Constituencies Development Fund – Eldama Ravine Constituency set out on pages 6 to 17, which comprise the statement of assets as at 30 June 2015, and the statement of receipts and payments, statement of cash flows, summary statement of appropriation: recurrent and development combined for the year then ended, and a summary of significant accounting policies and other explanatory information in accordance with the provisions of Article 229 of the Constitution of Kenya and Section 8 of the Public Audit Act, 2003. I have obtained all the information and explanations which, to the best of my knowledge and belief, were necessary for the purpose of the audit.

Management’s Responsibility for the Financial Statements

Management is responsible for the preparation and fair representation of these financial statements in accordance with the International Public Sector Accounting Standards (Cash Basis) and for such internal control as management determines is necessary to enable preparation of financial statements that are free from material misstatement, whether due to fraud or error.

The management is also responsible for the submission of the financial statements to the Auditor-General in accordance with the provisions of Section 8 of the Public Audit Act, 2003.

Auditor-General’s Responsibility

My responsibility is to express an opinion on these financial statements based on the audit and report in accordance with Section 9 of the Public Audit Act, 2003 and submit the audit report in compliance with Article 229 (7) of the Constitution. The audit was conducted in accordance with the International Standards of Supreme Audit Institutions (ISSAIs). Those standards require compliance with ethical requirements and that the audit be planned and performed to obtain reasonable assurance about whether the financial statements are free from material misstatement.

An audit involves performing procedures to obtain audit evidence about the amounts and disclosures in the financial statements. The procedures selected depend on the auditor’s judgement, including the assessment of the risks of material misstatement of the financial statements, whether due to fraud or error. In making those risk assessments, the auditor considers internal control relevant to the entity’s preparation and fair presentation of the financial statements in order to design audit procedures that

Report of the Auditor-General on Constituencies Development Fund – Eldama Ravine Constituency for the year ended 30 June 2015

are appropriate in the circumstances but not for the purpose of expressing an opinion on the effectiveness of the Fund's internal control. An audit also includes evaluating the appropriateness of accounting policies used and the reasonableness of accounting estimates made by management, as well as evaluating the overall presentation of the financial statements.

I believe that the evidence obtained is sufficient and appropriate to provide a basis for my qualified audit opinion.

Basis for Qualified Opinion

1.0 Unaccounted for Expenditure on Emergency Projects

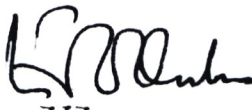
The statement of receipts and payments reflects an expenditure totaling to Kshs.29,491,026 in respect of Other Grants and Transfers. Included in the balance, is a sum of Kshs.3,819,466 spent on emergency projects. The funds were remitted to schools, water projects, health centres, a cattle dip, a Chief's Office and fees for an environmental assessment expert. However, no returns were made to the CDF Committee to account for the funds as required by Section 12(5) of the CDF Act 2013. In the circumstance, the propriety of the expenditure of Kshs.3,819,466 could not be confirmed.

2.0 Unaccounted for Fuel

The statement of receipts and payments reflects expenditure of Kshs.3,585,414 in respect of use of goods and services. Included in the balance is Kshs.900,000 cumulatively paid to a supplier for delivery of 9,253 litres of petrol. However, the detail orders, fuel register showing quantities of fuel receipts and issues and work tickets for vehicles that drew fuel were not presented for audit. As a result, the propriety of the expenditure amounting to Kshs.900,000 could not be confirmed.

Qualified Opinion

In my opinion, except for the effect of the matters described in the Basis for Qualified Opinion paragraph, the financial statements present fairly, in all material respects, the financial position of Constituencies Development Fund – Eldama Ravine Constituency as at 30 June 2015, and of its financial performance and its cash flows for the year then ended, in accordance with International Public Sector Accounting Standards (Cash Basis) and comply with the Constituencies Development Fund Act, 2013.



FCPA Edward R.O. Ouko, CBS
AUDITOR-GENERAL

Nairobi


09 November 2016


CONSTITUENCY DEVELOPMENT FUND- ELDAMA RAVINE CONSTITUENCY
Reports and Financial Statements
For the year ended June 30, 2015


IV. STATEMENT OF RECEIPTS AND PAYMENTS

	Note	2014-2015	2013-2014
		Kshs	Kshs
RECEIPTS			
Transfers from Other Government Entities	1	81,609,709	114,818,557
Other Receipts	3	181,000	-
TOTAL RECEIPTS		81,609,709	114,818,557
PAYMENTS			
Compensation of Employees	4	1,643,434	1,476,940
Use of goods and services	5	3,585,414	3,478,287
Committee Expenses	6	3,461,422	2,951,996
Transfers to Other Government Units	7	51,036,414	57,825,085
Other grants and transfers	8	29,491,026	23,275,822
Social Security Benefits	9	8,800	9,600
Acquisition of Assets	10	5,108,500	198,400
Other Payments	11	1,557,500	-
TOTAL PAYMENTS		95,892,510	89,216,132
SURPLUS/DEFICIT		(14,101,801)	25,602,425

The accounting policies and explanatory notes to these financial statements form an integral part of the financial statements. The Eldama Ravine CDF financial statements were approved on 2/09/ 2015 and signed by:


 Chairman - CDFC


 Fund Account Manager




CONSTITUENCY DEVELOPMENT FUND- ELDAMA RAVINE CONSTITUENCY
Reports and Financial Statements
For the year ended June 30, 2015

IV. STATEMENT OF ASSETS

	Note	2014-2015 Kshs	2013-2014 Kshs
FINANCIAL ASSETS			
Cash and Cash Equivalents			
Bank Balances (as per cash book)	12A	11,535,542	25,637,343
TOTAL FINANCIAL ASSETS		<u>11,535,542</u>	<u>25,637,343</u>
REPRESENTED BY			
Fund balance b/fwd	13	25,637,343	34,918
Surplus/Deficit for the year		(14,101,801)	25,602,425
NET FINANCIAL POSITION		<u>11,535,542</u>	<u>25,637,344</u>

The accounting policies and explanatory notes to these financial statements form an integral part of the financial statements. The Eldama Ravine CDF financial statements were approved on 21/09/2015 and signed by:


 Chairman - CDFC



 Fund Account Manager

CONSTITUENCY DEVELOPMENT FUND- ELDAMA RAVINE CONSTITUENCY
Reports and Financial Statements
For the year ended June 30, 2015


V. STATEMENT OF CASHFLOW

		2014 - 2015	2013 - 2014
Receipts for operating income			
Transfers from CDF Board	1	81,609,709	114,818,557
Other Receipts	3	181,000	0
Total		81,790,709	114,818,557
Payments for operating expenses			
Compensation of Employees	4	1,643,434	1,476,940
Use of goods and services	5	3,585,414	3,478,287
Committee Expenses	6	3,461,422	2,951,996
Transfers to Other Government Units	7	51,036,414	57,825,085
Other grants and transfers	8	29,491,026	23,275,822
Social Security Benefits	9	8,800	9,600
Other Payments	11	1,557,500	-
Total		90,784,010	
Net cash flow from operating activities		(8,993,301)	25,602,426
CASHFLOW FROM INVESTING ACTIVITIES			
Acquisition of Assets	10	(5,108,500)	(198,400)
Net cash flows from Investing Activities		(5,108,500)	(198,400)
NET DECREASE IN CASH AND CASH EQUIVALENT		(14,101,801)	25,602,425
Cash and cash equivalent at BEGINNING of the year	13	25,637,343	34,918
Cash and cash equivalent at END of the year	16	11,535,542	25,637,344

The accounting policies and explanatory notes to these financial statements form an integral part of the financial statements. The Eldama Ravine CDF financial statements were approved on 20/09/2015 and signed by:



Chairman CDFC



Fund Account Manager

CONSTITUENCIES DEVELOPMENT FUND - ELDAMA RAWE CONSTITUENCY

**Reports and Financial Statements
For the year ended June 30, 2015**

VI. SUMMARY STATEMENT OF APPROPRIATION: RECURRENT AND DEVELOPMENT COMBINED

Receipt/Expense Item	Original Budget a	Adjustments b	Final Budget c=a+b	Actual on Comparable Basis d	Budget Utilization Difference e=c-d	% of Utilization f=d/c %
RECEIPTS						
Transfers from CDF Board	96,609,709	25,637,343	122,247,052	81,609,709	40,637,343	67
Other Receipts (ALA)	181,000		181,000	181,000	-	
PAYMENTS						
Compensation of Employees	1,476,296		1,476,296	1,643,434	(167,138)	111
Use of goods and services	4,401,177	31,633	4,432,810	3,585,414	847,396	81
Committee Expenses	2,807,800		2,807,800	3,461,422	(653,622)	123
Transfers to Other Government Units	43,014,577	13,481,244	56,495,821	51,036,414	5,459,407	90
Other grants and transfers	33,900,259	6,524,466	40,424,725	29,491,026	10,933,699	73
Social Security Benefits	9,600	-	9,600	8,800	800	92
Acquisition of Assets	10,000,000	5,000,000	15,000,000	5,108,500	9,891,500	34
Other Payments	1,000,000	600,000	1,600,000	1,557,500	42,500	97
TOTALS	96,609,709	25,637,343	122,247,052	95,892,510	26,354,542	78

1. The increase in compensation of employees by 11% above budgetary plans was brought about by a review of the CDFC staff salaries in January 2015.

2. The increase in committee expenses by 23% was occasioned by administrative support to Uwezo Fund Committee during the inception of Uwezo Fund.

3. The noted 34% utilization in acquisition of assets occurred due to delayed receipt of funds from the CDF Board totalling Kshs 10,000,000. The funds were received after closure of FY 2014/2015.

CONSTITUENCIES DEVELOPMENT FUND - ELDAMA RAVINE CONSTITUENCY

Reports and Financial Statements


For the year ended June 30, 2015

4. The overall funds utilization and absorption rate when you compare actual expenditures vis-à-vis final budget figures stands at 78% overall. However when funds not received are omitted, the absorption rate stands at 85% which is impressive performance on absorption in our performance targets for the year.


The **ELDAMA RAVINE** CDF financial statements were approved on 22/05 2015 and signed by:



Chairman CDF



Fund Account Manager



VII. SIGNIFICANT ACCOUNTING POLICIES

The principle accounting policies adopted in the preparation of these financial statements are set out below:

1. Statement of compliance and basis of preparation

The financial statements have been prepared in accordance with and comply with International Public Sector Accounting Standards (IPSAS) with particular emphasis on Cash Basis Financial Reporting under the Cash Basis of Accounting. The financial statements comply with and conform to the form of presentation prescribed by the Public Sector Accounting Standards Board of Kenya.

The financial statements are presented in Kenya Shillings, which is the functional and reporting currency of the *CDF* and all values are rounded to the nearest shilling. The accounting policies adopted have been consistently applied to all the years presented.

The financial statements have been prepared on the cash basis following the Government's standard chart of accounts. The cash basis of accounting recognises transactions and events only when cash is received or paid by the *CDF*.

2. Recognition of revenue and expenses

The *CDF* recognises all revenues from the various sources when the event occurs and the related cash has actually been received by the *CDF*. In addition, the *CDF* recognises all expenses when the event occurs and the related cash has actually been paid out by the *CDF*.

3. In-kind contributions

In-kind contributions are donations that are made to the *CDF* in the form of actual goods and/or services rather than in money or cash terms. These donations may include vehicles, equipment or personnel services. Where the financial value received for in-kind contributions can be reliably determined, the *CDF* includes such value in the statement of receipts and payments both as revenue and as an expense in equal and opposite amounts; otherwise, the contribution is not recorded.

4. Cash and cash equivalents

Cash and cash equivalents comprise cash on hand and cash at bank, short-term deposits on call and highly liquid investments with an original maturity of three months or less, which are readily convertible to known amounts of cash and are subject to insignificant risk of changes in value. Bank account balances include amounts held at the Central Bank of Kenya and at various commercial banks at the end of the financial year. For the purposes of these financial

NATIONAL GOVERNMENT ENTITY - (indicate actual name of the entity)

Reports and Financial Statements

For the year ended June 30, 2014

statements, cash and cash equivalents also include short term cash imprests and advances to authorised public officers and/or institutions which were not surrendered or accounted for at the end of the financial year.

NATIONAL GOVERNMENT ENTITY - (indicate actual name of the entity)

Reports and Financial Statements

For the year ended June 30, 2014 . . .)

SIGNIFICANT ACCOUNTING POLICIES (Continued)

5. Pending bills

Pending bills consist of unpaid liabilities at the end of the financial year arising from contracted goods or services during the year or in past years. As pending bills do not involve the payment of cash in the reporting period, they recorded as 'memorandum' or 'off-balance' items to provide a sense of the overall net cash position of the *CDF* at the end of the year. When the pending bills are finally settled, such payments are included in the statement of receipts and payments in the year in which the payments are made.

6. Budget

The budget is developed on the same accounting basis (cash basis), the same accounts classification basis, and for the same period as the financial statements. The *CDF's* budget was approved as required by Law and as detailed in the Government of Kenya Budget Printed Estimates. A high-level assessment of the *CDF's* actual performance against the comparable budget for the financial year under review has been included in an annex to these financial statements.

7. Comparative figures

Where necessary comparative figures for the previous financial year have been amended or reconfigured to conform to the required changes in presentation.

8. Subsequent events

There have been no events subsequent to the financial year end with a significant impact on the financial statements for the year ended June 30, 2015.

NATIONAL GOVERNMENT ENTITY - (indicate actual name of the entity)
Reports and Financial Statements
For the year ended June 30, 2014

VIII. NOTES TO THE FINANCIAL STATEMENTS

GFS CODES	1. TRANSFERS FROM OTHER GOVERNMENT AGENCIES		2014 - 2015	2013 - 2014
	Description		Kshs	Kshs
1330407	Normal Allocation	AIE No A750331 dated 23/10/2014	7,300,000	
		AIE No A750434 dated 13/11/2014	41,004,855	
		AIE No A796973 dated 14/04/2015	33,304,855	
		AIE No A711777 Dated 15/7/2013		47,121,196
		AIE No A709945 Dated 17/12/2013		2,000,000
		AIE No A735546 Dated 15/01/2014		25,078,944
		AIE No A735906 Dated 25/04/2014		40,618,417
	TOTAL		81,609,709	114,818,557
1400000	3. OTHER RECEIPTS			
	Description		2014 - 2015	2013 - 2014
			Kshs	Kshs
1420601	Sale of tender documents		181,000	
	Total		181,000	-
2110000	4. COMPENSATION OF EMPLOYEES			
	Description		2014 - 2015	2013 - 2014
			Kshs	Kshs
2110201	Basic wages of contractual employees		1,577,834	1,416,740
2110202	Basic wages of casual labor		65,600	60,200
	Total		1,643,434	1,476,940
2200000	5. USE OF GOODS AND SERVICES			
	Description		2014 - 2015	2013 - 2014
			Kshs	Kshs
2210100	Utilities, supplies and services		30,960	30,000
2210104	Office rent		180,000	90,000
2210200	Communication, supplies and services		82,500	30,000
2210300	Domestic travel and subsistence		67,200	49,000
2210700	Training expenses		129,600	110,000

NATIONAL GOVERNMENT ENTITY - (indicate actual name of the entity)

Reports and Financial Statements

For the year ended June 30, 2014

2210800	Hospitality supplies and services		178,970	16,830
2211100	Office and general supplies and services		765,581	631,391
2211200	Fuel ,oil & lubricants		1,100,000	1,170,000
2211300	Other operating expenses		1,050,603	1,161,222
2220200	Routine maintenance – other assets		-	189,846
	Total		3,585,414	3,478,289
2210800	6. COMMITTEE EXPENSES			
	Description		2014 - 2015	2013 - 2014
			Kshs	Kshs
2210802	Other committee expenses		598,872	1,311,000
2210809	Committee allowance		2,862,550	1,640,996
	TOTAL		3,461,422	2,951,996
2630200	7. TRANSFER TO OTHER GOVERNMENT ENTITIES			
	Description		2014 - 2015	2013 - 2014
			Kshs	Kshs
2630204	Transfers to primary schools (See Attached List)		22,234,577	27,275,085
2630205	Transfers to secondary schools (See Attached List)		24,078,485	24,150,000
2630206	Transfers to Tertiary institutions (See Attached List)		1,000,000	500,000
2630207	Transfers to Health institutions (See Attached List)		3,323,352	3,600,000
2630208	Transfers to ECDs (See Attached List)		400,000	2,300,000
	TOTAL		51,036,414	57,825,085
2640000	8. OTHER GRANTS AND OTHER PAYMENTS			
	Description		2014 -	2013 -
			2015	2014
			Kshs	Kshs
2640101	Bursary -Secondary (See Attached List)		4,902,500	5,583,327
2640102	Bursary -Tertiary (See Attached List)		10,410,000	8,106,495
2640104	Bursary-Special schools (See Attached List)		287,500	21,000
2640105	Mocks & CAT (See Attached List)		400,000	300,000
2640504	Water (See Attached List)		8,600,000	2,250,000
2640505	Agriculture (food security) (See Attached List)		50,000	1,025,000
2640506	Electricity projects (See Attached List)		82,516	200,000
2640508	Roads (See Attached List)		-	1,700,000
2640509	Sports (See Attached List)		650,000	750,000
2640510	Environment (See Attached List)		289,044	-
2640200	Emergency Projects (specify) (See Attached List)		3,819,466	3,340,000
	Total		29,491,026	23,275,822

NATIONAL GOVERNMENT ENTITY - (indicate actual name of the entity)
Reports and Financial Statements
For the year ended June 30, 2014

2120000	9. SOCIAL SECURITY BENEFITS	2014 - 2015 Kshs	2013 - 2014 Kshs
2120101	Employer contribution to NSSF	8,800	9,600
	Total	8,800	9,600

3100000	10. ACQUISITION OF ASSETS	2014- 2015 Kshs	2013 - 2014 Kshs
	<u>Non Financial Assets</u>		
3110202	Construction of Buildings	5,000,000	-
3111001	Purchase of Office furniture and fittings	-	99,900
3111002	Purchase of computers ,printers and other IT equipments	108,500	98,500
	Total	5,108,500	198,400
	11 Other Payments		
	Strategic Plan	957,500	-
	Projects Technical Input	50,000	-
	Capacity Building	550,000	-
	TOTAL	1,557,500	-

12A: Bank Balances (Cash book Bank Balance)

Name of Bank, Account No. & currency	Account Number	2014 - 2015 Kshs (30/6/2015)	2013 - 2014 Kshs (30/6/2014)
Equity Bank, Eldama Ravine Account No 1310299403791		11,535,542	25,637,343
Total		11,535,542	25,637,343

13. BALANCES BROUGHT FORWARD

	2014 - 2015 Kshs (1/7/2014)	2013 - 2014 Kshs (1/7/2013)
Bank accounts	25,637,343	34,918
Total	25,637,343	34,918

The above funds brought forward related to approved projects FY 2013/2014 that were yet to provide the requisite documentations to enable disbursements. Of the above funds, Kshs 13,481,244 are transfers to other government units and Kshs 6,524,466 pertains to other grants and transfers. The balances relate to acquisition of assets, other payments and use of goods at Kshs 5,000,000, Kshs 600,000 and Kshs 31,633 respectively.

NATIONAL GOVERNMENT ENTITY - (indicate actual name of the entity)
Reports and Financial Statements
For the year ended June 30, 2014 (Kshs)

ANNEX 4 – SUMMARY OF FIXED ASSET REGISTER

Asset class	Historical Cost (Kshs) 2014/15	Historical Cost (Kshs) 2013/14
Buildings and structures	5,000,000	-
Transport equipment	150,000	150,000
Office equipment, furniture and fittings	491,400	491,400
ICT Equipment, Software and Other ICT Assets	247,800	139,300
Total	5,889,200	780,700

BANK RECONCILIATION

as at: 30th JUNE 2015

Station: KOIBATEK

	Sh.	Sh.	Sh.
Balance as per Bank Certificate			17,287,218.65
Less—			
1. Payments in Cash Book not yet recorded in Bank Statement (Unpresented Cheques)	5,872,050.00		
2. Receipts in Bank Statement not yet recorded in Cash Book	-	5,872,050.00	11,415,168.65
Add—			
3. Payments in Bank Statement not yet recorded in Cash Book	120,373.20		
4. Receipts in Cash Book not yet Recorded in Bank Statement	-	120,373.20	120,373.20
Bank Balance as per Cash Book ...			11,535,541.85

I certify that I have verified the Bank Balance in the Cash Book with the Bank Statement and that the above Reconciliation is correct.

DISTRICT ACCOUNTANT

Signature

Designation

Date

I. PAYMENTS IN CASH BOOK NOT YET RECORDED IN BANK STATEMENT (UNPRESENTED CHEQUES)								
CHEQUE		PAYEE	AMOUNT		CHEQUE		AMOUNT	
No.	Date		Sh.	cts.	No.	Date	Sh.	cts.
		AS PER ATTACHED SCHEDULE						
		5,872,050.00						

11/7/15

May charges	1625		
June charges	1430		
Total for march 2015	120,373.20		

Reconciliation Unpresented Cheques March 2015

CHEQUE NO	DATE	PAYEE	AMOUNT
000282	19-Nov-12	CATHOLIC UNI.OF EASTERN AFRICA	11,000.00
000434	19-Nov-12	ORTUM SEC. SCHOOL	5,000.00
000440	19-Nov-12	POKRYANJUI TECH TRAINING COLLEGE	10,000.00
000470	19-Nov-12	SIRWA SEC. SCHOOL	5,000.00
		ST MARYS TACHASIS	
000486	19-Nov-12	SEC.SCHOOL	10,000.00
000496	19-Nov-12	TAMBACH HIGH SCHOOL	13,000.00
000563	24-Dec-12	NSSF	100.00
000906	28-Feb-14	AHITI COLLEGE KABETE	12,000.00
001056	28-Feb-14	LANGATA HIGH SCHOOL	6,000.00
001160	28-Feb-14	ST PATRICK HIGH SCHOOL ITEN	6,000.00
001513	2-Oct-14	KAPCHOLOI SECONDA	6,000.00
001615	30-Jan-15	AFRICAN INTERNATIONAL COLLEGE	15,000.00
001622	30-Jan-15	AIC MOI ACADEMY ESAGERI	29,000.00
001636	30-Jan-15	BARAKA AGRICULTURAL COLLEGE MOLO	11,000.00
001690	30-Jan-15	HILL SCHOOL ELDORET	7,000.00
001698	30-Jan-15	KABARNET ECD LEARNING CENTRE	10,000.00
001720	30-Jan-15	KAPSOYA SECONDARY SCHOOL	5,000.00
001730	30-Jan-15	KENYA INSTITUTE OF MASS COMMUNICATION	11,000.00
001734	30-Jan-15	KENYA MEDICAL TRAINING COLLEGE	10,000.00
001750	30-Jan-15	KENYA MEDICAL TRAINING COLLEGE SIAYA	10,000.00

2117	18.May.2015	Walden University	5,000.00
2116	18.May.2015	Walden T T C	7,000.00
2121	18.May.2015	Warakanga University	10,000.00
2124	18.May.2015	Wakuru T T C	7,000.00
2130	18.May.2015	F/S Livestock	8,000.00
2133	18.May.2015	Rongo University	10,000.00
2142	18.May.2015	Terige High school	5,000.00
2145	18.May.2015	Unaru Kabiyet sec.	5,000.00
2168	1.June 2015	Uganda Kenya University	5,000.00
2170	1.June 2015	University of Eldoret	19,000.00
2177	1.June 2015	UNSSF	400.00
2181	1.June 2015	UNSSF	1,200.00
2159	1.June 2015	Kamelle Day sec.	5,000.00
2190	1.June 2015	A.T.C Moi Academy	5,000.00
2192	1.June 2015	St Joseph makutano pri.	500,000.00
2194	1.June 2015	St marys Andama pri.	500,000.00
2199	1.June 2015	Temo Secondary	100,000.00
2200	1.June 2015	Kamelle primary.	300,000.00
2201	1.June 2015	Sironki mixed sec.	5,000.00
2203	1.June 2015	Chemeswon Primary	500,000.00
2205	1.June 2015	Nakurtakwei primary	500,000.00
2206	1.June 2015	Kirima Primary	500,000.00
2207	29.June.2015	Arama secondary	900,000.00
2208	29.June.2015	Arama secondary	800,000.00
2209	29.June.2015	Arama secondary	500,000.00
		TOTAL (KSHS)	5,872,000.00

STATEMENT OF ACCOUNTS

ELDAMA RAVINE
 P.O. BOX 75104-00200
 ELDAMA RAVINE
 Phone:020-2262000 Fax: 0202737276

Received
3/7/15



Page No. : 1 of 3

M/S. ELDAMA RAVINE CONSTITUENCY DEV. FUND
 P.O BOX 161-20103
 ELDAMA RAVINE
 131

HEAD OFFICE:
 P.O.Box : 75104 - 00200 Nairobi
 Tel: 020-2262000 Fax: 2737276
 Mobile: 0711 026000,0732 112000
 Email: info@equitybank.co.ke
 Website: www.equitybank.co.ke

STATEMENT DATE : 01-Jun-2015 TO 30-Jun-2015
PRODUCT NAME : CDF ACCOUNTS

MEMBER NAME : ELDAMA RAVINE CONSTITUENCY DEV. FUND
MEMBER NUMBER : 1310299403791
CURRENCY : KENYAN SHILLING



Date	Value	Particulars	Money Out	Money In	Balance
01-JUN-2015		B/F			24,819,530.65 CR
02-JUN-2015		ChequeNo.002112 Presented-CHQ-2112	5,000.00		24,814,530.65 CR
02-JUN-2015		ChequeNo.001752 Presented-CHQ-1752	10,000.00		24,804,530.65 CR
02-JUN-2015		ChequeNo.002090 Presented-CHQ-2090	5,000.00		24,799,530.65 CR
02-JUN-2015		ChequeNo.002159 Presented-CHQ-2159	8,000.00		24,791,530.65 CR
02-JUN-2015		Cash Withdrawl from ELDAMA RAVINE-CHQ-2174	97,500.00		24,694,030.65 CR
02-JUN-2015		Cash Withdrawal Charge	110.00		24,693,920.65 CR
03-JUN-2015		ChequeNo.002105 Presented-CHQ-2105	10,000.00		24,683,920.65 CR
03-JUN-2015		SALARY		10,000.00	24,693,920.65 CR
04-JUN-2015		ChequeNo.002103 Presented-CHQ-2103	14,000.00		24,679,920.65 CR
04-JUN-2015		ELDAMA RAVINE CDF SALARY-CHQ-2176	25,524.00		24,654,396.65 CR
04-JUN-2015		ELDAMA RAVINE CDF SALARY-CHQ-2175	6,000.00		24,648,396.65 CR
05-JUN-2015		ChequeNo.001850 Presented-CHQ-1850	5,000.00		24,643,396.65 CR
05-JUN-2015		Cash Withdrawl from ELDAMA RAVINE-CHQ-2185	92,500.00		24,550,896.65 CR
05-JUN-2015		Cash Withdrawal Charge	110.00		24,550,786.65 CR
06-JUN-2015		CHQ NO 2172 IFO ATHLETICS KENYA ELDAMA RAVINE	150,000.00		24,400,786.65 CR
08-JUN-2015		ChequeNo.2115 Presented-CHQ-2115	8,000.00		24,392,786.65 CR
08-JUN-2015		ChequeNo.002180 Presented-CHQ-2180	75,232.00		24,317,554.65 CR
08-JUN-2015		ChequeNo.002136 Presented-CHQ-2136	5,000.00		24,312,554.65 CR
08-JUN-2015		ChequeNo.002104 Presented-CHQ-2104	16,000.00		24,296,554.65 CR
08-JUN-2015		E01219258 ELDAMA RAVINE CONSTITUENCY DEVELOPM	2,850.00		24,293,704.65 CR
08-JUN-2015		Transfer Charge	110.00		24,293,594.65 CR
08-JUN-2015		E01219258 ELDAMA RAVINE CONSTITUENCY DEVELOPM	900.00		24,292,694.65 CR
08-JUN-2015		Transfer Charge	110.00		24,292,584.65 CR
		PAGE TOTAL	536,946.00	10,000.00	24,292,584.65 CR

Equity Bank brings the American Express® experience to Kenya
 Visit your nearest Equity Bank branch and apply for your Card today or call 0763 063 333



Note: Any omission or errors in this statement should be promptly advised in writing to the Branch Manager within 30 days from the date of receipt otherwise the account will be presumed to be in order.

STATEMENT OF ACCOUNTS



ELDAMA RAVINE
 FOURWAYS TOWERS
 P.O. BOX 75104-00200
 ELDAMA RAVINE
 Phone:020-2262000 Fax: 0202737276

Page No. : 2 of 3

NAME : M/S. ELDAMA RAVINE CONSTITUENCY DEV. FUND

ACCOUNT_NO : 1310299403791

Date	Value	Particulars	Money Out	Money In	Balance
08-JUN-2015		BALANCE BROUGHT FORWARD			24,292,584.65 CR
08-JUN-2015		CHQ NO 2174 IFO ST PATRICKS SHIMONI PRY SCH	1,000,000.00		23,292,584.65 CR
08-JUN-2015		CHQ NO 2173 IFO BONARYS SECURITY SERVICES-CHO	12,180.00		23,280,404.65 CR
09-JUN-2015		ChequeNo.002100 Presented-CHQ-2100	7,000.00		23,273,404.65 CR
09-JUN-2015		CHQ NO 2161 IFO SAGAT SECONDARY SCHOOL-CHQ-21	800,000.00		22,473,404.65 CR
09-JUN-2015		CHQ NO 2162 IFO SAGAT SECONDARY SCHOOL-CHQ-21	700,000.00		21,773,404.65 CR
10-JUN-2015		ChequeNo.001732 Presented-CHQ-1732	21,000.00		21,752,404.65 CR
10-JUN-2015		ChequeNo.001727 Presented-CHQ-1727	15,000.00		21,737,404.65 CR
11-JUN-2015		ChequeNo.002163 Presented-CHQ-2163	800,000.00		20,937,404.65 CR
11-JUN-2015		ChequeNo.002164 Presented-CHQ-2164	800,000.00		20,137,404.65 CR
11-JUN-2015		ChequeNo.002165 Presented-CHQ-2165	400,000.00		19,737,404.65 CR
12-JUN-2015		ChequeNo.002169 Presented-CHQ-2169	8,000.00		19,729,404.65 CR
12-JUN-2015		ChequeNo.002126 Presented-CHQ-2126	5,000.00		19,724,404.65 CR
12-JUN-2015		P051319764QELDAMARAVINE CONSTITUENCY DEV FUND	3,376.00		19,721,028.65 CR
12-JUN-2015		Transfer Charge	110.00		19,720,918.65 CR
12-JUN-2015		utility collection commission	110.00		19,720,808.65 CR
12-JUN-2015		P051319764QELDAMARAVINE CONSTITUENCY DEV FUND	6,676.00		19,714,132.65 CR
12-JUN-2015		Transfer Charge	110.00		19,714,022.65 CR
12-JUN-2015		utility collection commission	110.00		19,713,912.65 CR
12-JUN-2015		Cash Withdrawl from ELDAMA RAVINE-CHQ-2186	112,500.00		19,601,412.65 CR
12-JUN-2015		Cash Withdrawl Charge	110.00		19,601,302.65 CR
15-JUN-2015		ChequeNo.002100 Presented-CHQ-2100	5,000.00		19,596,302.65 CR
15-JUN-2015		CHQ NO 2184 IFO SOBAK ENTERPRISES LTD-CHQ-2184	129,600.00		19,466,702.65 CR
16-JUN-2015		ChequeNo.002137 Presented-CHQ-2137	5,000.00		19,461,702.65 CR
16-JUN-2015		CHQ NO 2187 IFO ROLAM LTD-CHQ-2187	289,044.00		19,172,658.65 CR
17-JUN-2015		ChequeNo.002089 Presented-CHQ-2089	7,000.00		19,165,658.65 CR
18-JUN-2015		ChequeNo.001909 Presented-CHQ-1909	5,000.00		19,160,658.65 CR
23-JUN-2015		Cash Withdrawl from ELDAMA RAVINE-CHQ-2196	249,500.00		18,911,158.65 CR
23-JUN-2015		Cash Withdrawal Charge	110.00		18,911,048.65 CR
23-JUN-2015		CHQ NO 2191 IFO KOIBATEK DISTRICT ACADEMIC FU	400,000.00		18,511,048.65 CR
24-JUN-2015		ChequeNo.002197 Presented-CHQ-2197	9,000.00		18,502,048.65 CR
25-JUN-2015		ChequeNo.002147 Presented-CHQ-2147	10,000.00		18,492,048.65 CR
25-JUN-2015		ChequeNo.002144 Presented-CHQ-2144	5,000.00		18,487,048.65 CR
25-JUN-2015		CHQ NO 2188 IFO BENONIN DAY SECONDARY SCHOOL	5,000.00		18,482,048.65 CR
25-JUN-2015		Cash Withdrawl from ELDAMA RAVINE-CHQ-2158	100,000.00		18,382,048.65 CR
25-JUN-2015		Cash Withdrawal Charge	110.00		18,381,938.65 CR
25-JUN-2015		CHQ NO 2193 IFO TAMBARASS PRIMARY SCHOOL-CHO	500,000.00		17,881,938.65 CR
26-JUN-2015		ChequeNo.002099 Presented-CHQ-2099	95,000.00		17,786,938.65 CR
26-JUN-2015		ChequeNo.002101 Presented-CHQ-2101	14,000.00		17,772,938.65 CR
26-JUN-2015		ChequeNo.002195 Presented-CHQ-2195	200,000.00		17,572,938.65 CR
29-JUN-2015		ChequeNo.002119 Presented-CHQ-2119	27,000.00		17,545,938.65 CR
29-JUN-2015		ChequeNo.002090 Presented-CHQ-2096	8,000.00		17,537,938.65 CR
29-JUN-2015		CHQ NO 2204 IFO SAGAT PRY SCHOOL-CHQ-2204	100,000.00		17,437,938.65 CR
30-JUN-2015		Cash Withdrawl from ELDAMA RAVINE-CHQ-2198	60,000.00		17,377,938.65 CR
30-JUN-2015		Cash Withdrawal Charge	110.00		17,377,828.65 CR
30-JUN-2015		Cash Withdrawl from ELDAMA RAVINE-CHQ-2210	90,500.00		17,287,328.65 CR
		PAGE TOTAL	7,005,256.00	0.00	17,287,328.65 CR

Note: Any omission or errors in this statement should be promptly advised in writing to the Branch Manager within 30 days from the date of receipt otherwise the account will be presumed to be in order.

STATEMENT OF ACCOUNTS

ELDAMA RAVINE
 FOURWAYS TOWERS
 P.O. BOX 75104-00200
 ELDAMA RAVINE
 Phone:020-2262000 Fax: 0202737276



Page No. : 3 of 3

NAME : M/S. ELDAMA RAVINE CONSTITUENCY DEV. FUND

ACCOUNT NO : 1310299403791

Date	Value	Particulars	Money Out	Money in	Balance
30-JUN-2015		BALANCE BROUGHT FORWARD			17,287,328.65 CR
30-JUN-2015		Cash Withdrawal Charge	110.00		17,287,218.65 CR
		PAGE TOTAL	110.00	0.00	17,287,218.65 CR
		CLOSING BALANCE	7,542,312.00	10,000.00	17,287,218.65 CR
		UNCLEARD BALANCE			0.00 CR

Note: Any omission or errors in this statement should be promptly advised in writing to the Branch Manager within 30 days from the date of receipt otherwise the account will be presumed to be in order.

Primary Schools	4-880-162-3110202-104-208-090	Saos Primary School	250,000	3-Jul-14 227	1419	250,000	
Primary Schools	4-880-162-3110202-104-208-056	Mochongi Primary School	450,000	3-Jul-14 228	1421	450,000	
Primary Schools	4-880-162-3110202-104-208-060	Kabor Primary School	500,000	3-Jul-14 229	1420	500,000	
Primary Schools	4-880-162-3110202-104-208-048	Lalut Primary School	300,000	30-Jul-14 237	1441	300,000	
Primary Schools	4-880-162-3110202-104-208-094	Equator Primary School	500,000	30-Jul-14 239	1438	500,000	
Primary Schools	4-880-162-3110202-104-208-093	Ernkwen Primary School	500,000	30-Jul-14 243	1440	500,000	
Primary Schools	4-880-162-3110202-104-208-053	Kimamoi Primary School	400,000	18-Aug-14 249	1458	400,000	
Primary Schools	4-880-162-3110202-104-208-095	Kiplongon Primary School	500,000	18-Aug-14 250	1457	500,000	
Primary Schools	4-880-162-3110202-104-208-083	Naitiji Primary School	400,000	21-Aug-14 252	1461	400,000	
Primary Schools	4-880-162-3110202-104-208-075	Metipso Primary School	500,000	19-Sep-14 263	1484	500,000	
Primary Schools	4-880-162-3110202-104-208-028	Kamngoech Primary School	250,000	5-Sep-14 260	1477	250,000	
Primary Schools	4-030-162-2630204-104-2014/15-013	Kiplombe Primary School	500,000	18-Dec-14 307	1565	500,000	
Primary Schools	4-030-162-2630204-104-2014/15-003	Koibatek Primary School	500,000	18-Dec-14 313	1559	500,000	
Primary Schools	4-030-162-2630204-104-2014/15-003	Koibatek Primary School	500,000	18-Dec-14 313	1560	500,000	
Primary Schools	4-030-162-2630204-104-2014/15-022	Mwachon Primary School	1,750,000	18-Dec-14 314	1566	875,000	
Primary Schools	4-030-162-2630204-104-2014/15-022	Mwachon Primary School		18-Dec-14 314	1567	875,000	
Primary Schools	4-030-162-2630204-104-2014/15-002	Kipkuyang Primary School	200,000	18-Dec-14 301	1558	200,000	
Primary Schools	4-030-162-2630204-104-2014/15-006	Doite Primary School	750,000	18-Dec-14 303	1561	750,000	

Primary Schools	4-030-162-2630204-104-2014/15-006	Boito Primary School	750,000	18-Dec-14	303	1562	750,000	
Primary Schools	4-030-162-2630204-104-2014/15-010	Tugumoi primary School	837,931	18-Dec-14	352	1563	837,931	
Primary Schools	4-030-162-2630204-104-2014/15-011	Nerkwo Primary School	400,000	18-Dec-14	353	1564	400,000	
Primary Schools	4-030-162-2630204-104-2014/15-001	Cheptiliik Primary School	600,000	31-Dec-14		1602	600,000	
Primary Schools	4-030-162-2630204-104-2014/15-005	Sabatia Primary School	600,000	29-Jan-15	354	1955	600,000	
Primary Schools	4-030-162-2630204-104-2014/15-007	Sigowet Primary School	226,646	5-Mar-15	337	2017	226,646	
Primary Schools	4-030-162-2630204-104-2014/15-008	Kapsoit Primary School (This was a reallocation of funds from Leigel Cattle Dip FY 2013/2014 and approved by CDFB vide letter dated July 04, 2014	270,000	19-Mar-15	336	2016	270,000	
Primary Schools	4-030-162-2630204-104-2014/15-017	Tambarass Primary School	500,000	17-Jun-15	417	2193	500,000	
Primary Schools	4-030-162-2630204-104-2014/15-018	Chemeswon Primary School	500,000	25-Jun-15	419	2203	500,000	
Primary Schools	4-030-162-2630204-104-2014/15-019	Kirima Primary School	500,000	25-Jun-15	420	2206	500,000	
Primary Schools	4-030-162-2630204-104-2014/15-004	Tamket Primary School	800,000	8-May-15	393	2081	800,000	
Primary Schools	4-030-162-2630204-104-2014/15-008	Tolmo Primary School	500,000	8-May-15	397	2080	500,000	
Primary Schools	4-030-162-2630204-104-2014/15-014	St. Joseph Makutano Primary School	1,000,000	19-Mar-15	341	2014	500,000	
Primary Schools	4-030-162-2630204-104-2014/15-014	St. Joseph Makutano Primary School		23-Jun-15	415	2192	500,000	
Primary Schools	4-030-162-2630204-104-2014/15-015	St. Mary's Andama Primary School	1,000,000	20-Mar-15	349	2035	500,000	
Primary Schools	4-030-162-2630204-104-2014/15-015	St. Mary's Andama Primary School		17-Jun-15	414	2194	500,000	

Primary Schools	4-030-162-2630204-104-2014/15-016	Equator Primary School	500,000	8-May-15 395	2078	500,000	
Primary Schools	4-030-162-2630204-104-2014/15-020	Kewangoi Primary School	2,000,000	13-May-15 398	2149	800,000	
Primary Schools	4-030-162-2630204-104-2014/15-020	Kewangoi Primary School		13-May-15 398	2150	800,000	
Primary Schools	4-030-162-2630204-104-2014/15-020	Kewangoi Primary School		13-May-15 398	2151	400,000	
Primary Schools	4-030-162-2630204-104-2014/15-021	St Patricks Shimoni Primary School	1,000,000	3-Jun-15 381	2174	1,000,000	
Primary Schools	4-030-162-2630204-104-2014/15-023	Soymining Primary School	500,000	8-May-15 394	2083	500,000	
Primary Schools	4-880-162-3110202-104-083-002	Nakurtakwei Primary School	500,000	25-Jun-15 421	2205	500,000	
Primary Schools	4-030-162-2630204-104-2014/15-009	Kimamoi Primary School	500,000	26-Jun-15 422	2206	500,000	
Primary Schools	4-030-162-2630204-104-2014/15-012	Lebolos Primary School	500,000			NIL	
		Total Allocation	22,734,577			22,234,577	
		Total Disbursed	22,234,577				22,234,577.00
		Total Reallocated					
		Votebook Balance	500,000			500,000	

Secondary Schools	4-880-162-3110202-104-263-049	Simotwet Secondary School	500,000	3-Jul-14 230	1422	500,000	
Secondary Schools	4-880-162-3110202-104-263-049	St. Patricks Shimoni (Proposed) Secondary School	750,000	Reallocated vide CDFB letter dated July 4, 2014 and referenced CDFBOARD/ELDAMA RAVINE/VOL.1/14		NIL	
Secondary Schools	4-880-162-3110202-104-263-010	Eidama Ravine Girls High School (Reallocation vide CDFB letter dated July 4, 2014)	350,000	18-Jul-14 236	1431	350,000	
Secondary Schools	4-880-162-3110202-104-263-016	Arama secondary school (Reallocation from Tuliwob Kosom Bridge-228,485 and Kapchebokol ECD 400,000 CDFB Letter dated July 4, 2014)	628,485	17-Jul-14 234	1430	628,485	
Secondary Schools	4-880-162-3110202-104-263-016	Maji Mazuri Girls Secondary School	500,000	30-Jul-14 244	1442	500,000	
Secondary Schools	4-880-162-3110202-104-263-040	Soymining Secondary School	500,000	30-Jul-14 240	1436	500,000	
Secondary Schools	4-880-162-3110202-104-263-040	Sabatia Secondary School	500,000	(Reallocated vide CDFB Letter Dated September 16, 2014)		NIL	
Secondary Schools	4-880-162-3110202-104-263-041	Muserechi Secondary School	500,000	17-Sep-14 264	1482	500,000	
Secondary schools	4-880-162-3110202-104-263-041	Muserechi Secondary School	500,000	18-Dec-14 300	1568	500,000	
Secondary school	4-030-162-2630204-104-2014/15-015	Torongo Girls High School	700,000	18-Dec-14 305	1571	700,000	
Secondary school	4-030-162-2630204-104-2014/15-015	Torongo Girls High School	700,000	18-Dec-14 305	1572	700,000	
Secondary school	4-030-162-2630204-104-2014/15-015	Torongo Girls High School	600,000	18-Dec-14 305	1573	600,000	

Secondary Schools	4-030-162-2630205-104-2014/15-012	Solian Girls High School	800,000	14-Jan-15 304	1604	800,000	
Secondary Schools	4-030-162-2630205-104-2014/15-012	Solian Girls High School	700,000	14-Jan-15 304	1605	700,000	
Secondary schools	4-030-162-2630205-104-2014/15-004	Tugumoi koibatek secondary school	750,000	27-Jan-15 299	1569	750,000	
Secondary schools	4-030-162-2630205-104-2014/15-004	Tugumoi koibatek secondary school	750,000	27-Jan-15 299	1570	750,000	
Secondary school	4-030-162-2630205-104-2014/15-001	Eidama Ravine Girls High School	3,500,000	29-Jan-15 351	1958	3,500,000	
Secondary school	4-030-162-2630205-104-2014/15-013	Timboroa Secondary School	600,000	5-Mar-15 340	2021	600,000	
Secondary school	4-030-162-2630205-104-2014/15-002	Toniok Girls High School	1,000,000	5-Mar-15 342	2018	500,000	
Secondary school	4-030-162-2630205-104-2014/15-002	Toniok Girls High School		5-Mar-15 342	2019	500,000	
Secondary school	4-030-162-2630205-104-2014/15-005	Tolmo Secondary School	1,000,000	15-Apr-15 367	2055	500,000	
Secondary school	4-030-162-2630205-104-2014/15-005	Tolmo Secondary School		15-Apr-15 367	2056	500,000	
Secondary school	4-030-162-2630205-104-2014/15-009	Mumberes Secondary School	1,000,000	31-Mar-15 365	2038	500,000	
Secondary school	4-030-162-2630205-104-2014/15-009	Mumberes Secondary School		31-Mar-15 365	2039	500,000	
Secondary school	4-030-162-2630205-104-2014/15-011	Sigoro Secondary School	500,000	15-Apr-15 366	2053	500,000	
Secondary school	4-030-162-2630205-104-2014/15-006	Solian Day Secondary School	1,000,000	8-May-15 403	2087	600,000	
Secondary school	4-030-162-2630205-104-2014/15-006	Solian Day Secondary School		5-Jun-15 403	2088	400,000	
Secondary school	4-030-162-2630205-104-2014/15-007	Kabimoi High School	2,000,000	26-May-15 385	2163	800,000	

Tertiary Institutions	4-880-132-3110202-104-268-002	Kamellilo Youth Polytechnic (Reallocation from St Patricks Shimoni CDFB Letter dated July 4, 2014)	1,000,000	18-Aug-14	248	1459	1,000,000	
Tertiary Institutions	4-030-162-2630206-104-2014/15-001	Koibatek Technical Training Institute	5,000,000				NIL	
		Total Allocation	6,000,000				1,000,000	
		Total Disbursed	1,000,000					1,000,000.00
		Total Reallocated	-					
		Votebook Balance	-					

Health																				
Health	4-880-162-3110202-105-264-022	Sinonin Dispensary																		
Health	4-880-162-3110202-105-264-022	Kened Contractors and Logistics		237,408.90	14-Jan-15	293		1594				237,408.90								
Health	4-880-162-3110202-105-264-022	VAT		12,950.00	14-Jan-15	293		1595				12,950.00								
Health	4-880-162-3110202-105-264-022	Retention Fee (10%)		27,817.70	14-Jan-15	293		1596				27,817.70								
Health	4-880-162-3110202-105-264-022	Income Tax (3%)		8,603.40	14-Jan-15	293		1597				8,603.40								
		Total										286,780.00								
Health	4-880-162-3110202-105-264-022	Kened Contractors and Logistics		514,672.20	14-Jan-15	338		2026				514,672.20								
Health	4-880-162-3110202-105-264-022	VAT		28,073.00	14-Jan-15	338		2027				28,073.00								
Health	4-880-162-3110202-105-264-022	Retention Fee (10%)		64,352.80	14-Jan-15	338		2028				64,352.80								
Health	4-880-162-3110202-105-264-022	Income Tax (3%)		19,902.95	14-Jan-15	338		2029				19,902.95								
		Total										627,000.95								
Health	4-880-162-3110202-105-264-023	Toniok Health Center																		
Health	4-880-162-3110202-105-264-023	Chesrob Enterprises Ltd		916,059.80	20-Feb-15				1982		315	916,059.80								
Health	4-880-162-3110202-105-264-023	VAT		49,967.00	20-Feb-15				1983		315	49,967.00								
Health	4-880-162-3110202-105-264-023	Retention Fee (10%)		107,336.40	20-Feb-15				1984		315	107,336.40								
Health	4-880-162-3110202-105-264-023	Income Tax (3%)		33,196.80	20-Feb-15				1985		315	33,196.80								
		Total										1,106,560.00								
Health	4-880-162-3110202-105-264-023	Chesrob Enterprises Ltd		343,643.00	29-Apr-15				2060		372	343,643.00								
Health	4-880-162-3110202-105-264-023	VAT		18,744.00	29-Apr-15				2061		372	18,744.00								

Health	4-880-162-3110202-105-264-023	Retention Fee (10%)	40,265.00	29-Apr-15	372	2062	40,265.00	
Health	4-880-162-3110202-105-264-023	Income Tax (3%)	12,453.00	29-Apr-15	372	2063	12,453.00	
Health	4-880-162-3110202-105-264-017	Total					415,105.00	
Health	4-880-162-3110202-105-264-017	Tugumoi Health Center						
Health	4-880-162-3110202-105-264-017	Jamros Contractors and Supplies Co. Ltd	255,944.40	14-Jan-15	292	1598	255,944.40	
Health	4-880-162-3110202-105-264-017	VAT	13,961.00	14-Jan-15	292	1599	13,961.00	
Health	4-880-162-3110202-105-264-017	Retention Fee (10%)	29,989.50	14-Jan-15	292	1600	29,989.50	
Health	4-880-162-3110202-105-264-017	Income Tax (3%)	9,275.10	14-Jan-15	292	1601	9,275.10	
Health	4-880-162-3110202-105-264-017	Total					309,170.00	
Health	4-880-162-3110202-105-264-017	Jamros Contractors and Supplies Co. Ltd	474,292.95	14-Jan-15	339	2022	474,292.95	
Health	4-880-162-3110202-105-264-017	VAT	25,870.00	14-Jan-15	339	2023	25,870.00	
Health	4-880-162-3110202-105-264-017	Retention Fee (10%)	60,036.40		339	2024	60,036.40	
Health	4-880-162-3110202-105-264-017	Income Tax (3%)	18,537.05		339	2025	18,537.05	
		Total					578,736.40	
		Total Allocation	4,402,759.00				3,323,352.35	
		Retention Fee (10%)					329,797.80	
		Total Disbursed	3,323,352.35					3,323,352.35
		Total Reallocated	-					
		Votebook Balance	1,119,406.65				1,159,406.65	

ECD Centers										
ECD Centers	4-880-162-3110202-104	Chemellil ECD								
	211-020		400,000	18-Dec-14	298	1557			400,000	
		<i>Total Allocation</i>	<i>400,000</i>						<i>400,000</i>	
		<i>Total Disbursed</i>	<i>400,000</i>							<i>400,000.00</i>
		<i>Total Reallocated</i>								
		<i>Votebook Balance</i>								

**ELDAMA RAVINE CONSTITUENCY
CONSTITUENCY DEVELOPMENT FUND**

BURSARY DISBURSEMENT SCHEDULE FY 2014/2015

1. SECONDARY SCHOOLS						
NO.	PV NO	CHEQUE NO	DATE	PAYEE	AMOUNT	
1	335	1617	29-Jan-15	AIC CHEBISAAS BOYS SECONDARY SCHOOL	5,000	
2	335	1619	29-Jan-15	AIC KAPTIEH SECONDARY SCHOOL	5,000	
3	335	1620	29-Jan-15	AIC KESSUP GIRLS SECONDARY SCHOOL	25,250	
4	335	1622	29-Jan-15	AIC MOI ACADEMY ESAGERI	29,250	
5	335	1623	29-Jan-15	AIC MOROP GIRLS SECONDARY SCHOOL	42,250	
6	335	1624	29-Jan-15	AIYEBO HIGH SCHOOL	7,000	
7	335	1627	29-Jan-15	ANESTA BOYS SECONDARY SCHOOL BAHATI	6,000	
8	335	1628	29-Jan-15	ANESTAR BOYS HIGH SCHOOL	10,000	
9	335	1629	29-Jan-15	ANESTAR HIGH SCHOOL LANET	6,000	
10	335	1630	29-Jan-15	ANESTAR SECONDARY SCHOOL	5,000	
11	335	1632	29-Jan-15	ARAMA HIGH SCHOOL	130,000	
12	335	1633	29-Jan-15	ARNESSENS BOYS HIGH SCHOOL	12,000	
13	335	1635	29-Jan-15	ATHINAI SECONDARY SCHOOL	15,000	
14	335	1641	29-Jan-15	BARINGO HIGH SCHOOL	54,000	
15	335	1644	29-Jan-15	BARTOLIMO HIGH SCHOOL	25,000	
16	335	1645	29-Jan-15	BENONIN DAY SECONDARY SCHOOL	103,000	
17	335	1646	29-Jan-15	BHAKITA MIXED SECONDARY SCHOOL	20,000	
18	335	1647	29-Jan-15	BISHOP MUGE SECONDARY SCHOOL	23,250	
19	335	1648	29-Jan-15	BISHOP MUGE SUBUKIA SECONDARY SCHOOL	7,000	
20	335	1649	29-Jan-15	BOITO BOYS HIGH SCHOOL LITEIN	5,000	
21	335	1652	29-Jan-15	BOROR HIGH SCHOOL	6,000	
22	335	1653	29-Jan-15	BRIDGE WATER GIRLS SECONDARY SCHOOL	5,000	
23	335	1659	29-Jan-15	CENGALO SECONDARY SCHOOL	5,000	
24	335	1660	29-Jan-15	CHEBIEMIT BOYS HIGH SCHOOL	6,000	
25	335	1662	29-Jan-15	CHEPSEON GIRLS HIGH SCHOOL	6,000	
26	335	1664	29-Jan-15	CHESAMISI HIGH SCHOOL	5,000	
27	335	1665	29-Jan-15	CHEWOYET BOYS HIGH SCHOOL	15,000	
28	335	1666	29-Jan-15	CHIRCHIR SECONDARY SCHOOL	10,000	
29	335	1670	29-Jan-15	DAYSTAR SCHOOL NAKURU	6,000	
30	335	1672	29-Jan-15	DRY'S GIRLS SECONDARY SCHOOL	20,000	
31	335	1676	29-Jan-15	ELDAMA RAVINE GIRLS HIGH SCHOOL	71,250	
32	335	1680	29-Jan-15	ELDORET KANDIE SECONDARY SCHOOL ELDORET	6,000	
33	335	1683	29-Jan-15	EMINING HIGH SCHOOL	63,000	
34	335	1684	29-Jan-15	EMITIK SECONDARY SCHOOL	8,000	
35	335	1687	29-Jan-15	GITHUNGUSHU SECONDARY SCHOOL	5,000	
36	335	1688	29-Jan-15	GOSHEN HIGH SCHOOL	6,000	
37	335	1690	29-Jan-15	HILL SCHOOL ELDORET	7,000	
38	335	1691	29-Jan-15	ITEN MIXED DAY SECONDARY SCHOOL	5,000	
39	335	1692	29-Jan-15	ITIGO GIRLS HIGH SCHOOL	5,000	
40	335	1694	29-Jan-15	JEREMIAH GITAU HIGH SCHOOL	5,000	
41	335	1695	29-Jan-15	JOMO KENYATTA HIGH SCHOOL	5,000	
42	335	1699	29-Jan-15	KABARNET HIGH SCHOOL	68,000	
43	335	1701	29-Jan-15	KABIMOI HIGH SCHOOL	189,250	
44	335	1705	29-Jan-15	KAGUMO HIGH SCHOOL	16,000	

45	335	1708	29-Jan-15	KAMASIAH BOYS SECONDARY SCHOOL	6,000
46	335	1709	29-Jan-15	KAMASIS SECONDARY SCHOOL	5,000
47	335	1710	29-Jan-15	KAMELILO DAY SECONDARY SCHOOL	255,000
48	335	1711	29-Jan-15	KAMPI YA MOTO SECONDARY SCHOOL	5,000
49	335	1712	29-Jan-15	KAMURA MIXED DAY SECONDARY SCHOOL	10,000
50	335	1713	29-Jan-15	KANGA HIGH SCHOOL RONGO	6,000
51	335	1714	29-Jan-15	KAPCHOLOI SECONDARY SCHOOL	65,000
52	335	1715	29-Jan-15	KAPKENDA GIRLS HIGH SCHOOL	12,000
53	335	1716	29-Jan-15	KAPNGETUNG HIGH SCHOOL	15,000
54	335	1717	29-Jan-15	KAPROPITA GIRLS HIGH SCHOOL	31,000
55	335	1718	29-Jan-15	KAPTAGAT GIRLS HIGH SCHOOL	20,000
56	335	1719	29-Jan-15	KAPSABET BOYS HIGH SCHOOL	17,000
57	335	1720	29-Jan-15	KAPSOYA SECONDARY SCHOOL	5,000
58	335	1721	29-Jan-15	KAPTEBEE SECONDARY SCHOOL	5,000
59	335	1724	29-Jan-15	KASISIT SECONDARY SCHOOL	5,000
60	335	1761	29-Jan-15	KERICHO HIGH SCHOOL	16,000
61	335	1762	29-Jan-15	KERICHO TEA BOYS HIGH SCHOOL	5,000
62	335	1765	29-Jan-15	KIMANGU HIGH SCHOOL	10,000
63	335	1766	29-Jan-15	KIMWARER SECONDARY SCHOOL	9,250
64	335	1770	29-Jan-15	KIPKUYANG SECONDARY SCHOOL	66,000
65	335	1771	29-Jan-15	KIPLOMBE SECONDARY SCHOOL	95,500
66	335	1772	29-Jan-15	KIPNGOROM GIRLS SECONDARY SCHOOL	5,000
67	335	1773	29-Jan-15	KIPSAOS HIGH SCHOOL	15,000
68	335	1774	29-Jan-15	KIPSIGIS GIRLS HIGH SCHOOL	11,000
69	335	1776	29-Jan-15	KIPSOLU BOYS HIGH SCHOOL	6,000
70	335	1777	29-Jan-15	KIPTAGICH SECONDARY SCHOOL	6,000
71	335	1778	29-Jan-15	KIPTOIM SECONDARY SCHOOL	35,000
72	335	1779	29-Jan-15	KIPTULUS SECONDARY SCHOOL	5,000
73	335	1780	29-Jan-15	KIRAM SECONDARY SCHOOL	15,000
74	335	1782	29-Jan-15	KIROBON BOYS HIGH SCHOOL	16,000
75	335	1783	29-Jan-15	KIROBON GIRLS SECONDARY SCHOOL	5,000
76	335	1784	29-Jan-15	KISANANA SECONDARY SCHOOL	43,500
77	335	1786	29-Jan-15	KITALE SECONDARY SCHOOL	10,000
78	335	1788	29-Jan-15	KITURO HIGH SCHOOL	47,000
79	335	1794	29-Jan-15	LAKE SOLAI SECONDARY SCHOOL	8,000
80	335	1796	29-Jan-15	LARMUDIAC HIGH SCHOOL	6,000
81	335	1797	29-Jan-15	LEBOLOS DAY SECONDARY SCHOOL	55,000
82	335	1798	29-Jan-15	LELMOK SECONDARY SCHOOL	6,000
83	335	1799	29-Jan-15	LENANA HIGH SCHOOL	5,000
84	335	1800	29-Jan-15	LITEIN HIGH SCHOOL	5,000
85	335	1801	29-Jan-15	LODWAR HIGH SCHOOL	6,000
86	335	1802	29-Jan-15	LOMBOGISHU SECONDARY SCHOOL	5,000
87	335	1807	29-Jan-15	MACHAKOS SCHOOL	6,000
88	335	1810	29-Jan-15	MAJI MAZURI GIRLS HIGH SCHOOL	208,000
89	335	1811	29-Jan-15	MAJI MAZURI MIXED SECONDARY SCHOOL	105,000
90	335	1812	29-Jan-15	MAMA NGINA KENYATTA HIGH SCHOOL	5,000
91	335	1813	29-Jan-15	MAMA NGINA KENYATTA SECONDARY SCHOOL	6,000
92	335	1815	29-Jan-15	MARIGAT SECONDARY SCHOOL	14,000
93	335	1816	29-Jan-15	MARY HILL SECONDARY SCHOOL THIKA	5,000
94	335	1820	29-Jan-15	METKEI GIRLS HIGH SCHOOL	5,000
95	335	1822	29-Jan-15	MOCHONGOI SECONDARY SCHOOL	10,000
96	335	1823	29-Jan-15	MOGOON MIXED SECONDARY SCHOOL	12,000

97	335	1824	29-Jan-15	MOGOTIO GIRLS HIGH SCHOOL	21,000
98	335	1826	29-Jan-15	MOI GIRLS HIGH SCHOOL ELDORET	5,000
99	335	1827	29-Jan-15	MOI GIRLS HIGH SCHOOL KAMUSINGA	5,000
100	335	1828	29-Jan-15	MOI GIRLS KAPSOWAR SECONDARY SCHOOL	5,000
101	335	1829	29-Jan-15	MOI HIGH SCHOOL KABARTONJO	20,000
102	335	1830	29-Jan-15	MOI HIGHLANDS SECONDARY SCHOOL	48,000
103	335	1833	29-Jan-15	MOKWO GIRLS SECONDARY SCHOOL	5,000
104	335	1834	29-Jan-15	MOLOSIRWE SECONDARY SCHOOL	5,000
105	335	1838	29-Jan-15	MUGUMO SECONDARY SCHOOL	6,000
106	335	1843	29-Jan-15	MUSERECHI DAY SECONDARY SCHOOL	15,000
107	335	1848	29-Jan-15	NDALAT GAA GIRLS SECONDARY SCHOOL	5,000
108	335	1851	29-Jan-15	NGERIA GIRLS SECONDARY SCHOOL	20,000
109	335	1852	29-Jan-15	NGUBERETI SECONDARY SCHOOL	10,000
110	335	1853	29-Jan-15	NJIIRI SECONDARY SCHOOL	5,000
111	335	1854	29-Jan-15	NJONJO GIRLS HIGH SCHOOL	21,000
112	335	1856	29-Jan-15	OINOBOI SECONDARY SCHOOL	13,000
113	335	1857	29-Jan-15	OLPUKOTI SECONDARY SCHOOL	5,000
114	335	1858	29-Jan-15	OSSEN HIGH SCHOOL	5,000
115	335	1860	29-Jan-15	PATKAWANIN SECONDARY SCHOOL	5,000
116	335	1861	29-Jan-15	PAUL BOIT HIGH SCHOOL	6,000
117	335	1862	29-Jan-15	PEMWAI GIRLS HIGH SCHOOL	34,000
118	335	1863	29-Jan-15	PLATEAU SECONDARY SCHOOL	5,000
119	335	1864	29-Jan-15	POROR HIGH SCHOOL	103,750
120	335	1868	29-Jan-15	QUEEN OF PEACE HIGH SCHOOL	5,000
121	335	1871	29-Jan-15	REUBEN CHERUIYOT SECONDARY SCHOOL OLMARAI	5,000
122	335	1874	29-Jan-15	RIVERSIDE SECONDARY SCHOOL	8,000
123	335	1876	29-Jan-15	ROSOGA SECONDARY SCHOOL	73,500
124	335	1877	29-Jan-15	SABATIA SECONDARY SCHOOL	95,000
125	335	1878	29-Jan-15	SACHO HIGH SCHOOL	6,000
126	335	1879	29-Jan-15	SACRED HILL GIRLS SECONDARY SCHOOL	6,000
127	335	1881	29-Jan-15	SAGASAGIK SECONDARY SCHOOL	45,000
128	335	1882	29-Jan-15	SAGAT DAY SECONDARY SCHOOL	56,000
129	335	1886	29-Jan-15	SANGARAU SECONDARY SCHOOL	5,000
130	335	1888	29-Jan-15	SAOS HIGH SCHOOL	53,000
131	335	1889	29-Jan-15	SEREM SECONDARY SCHOOL	15,000
132	335	1890	29-Jan-15	SHIKOKHO SECONDARY SCHOOL	5,000
133	335	1892	29-Jan-15	SIGORO SECONDARY SCHOOL	85,000
134	335	1893	29-Jan-15	SIMOTWO HIGH SCHOOL	5,000
135	335	1894	29-Jan-15	SINGORE GIRLS SECONDARY SCHOOL	9,250
136	335	1895	29-Jan-15	SINONIN DAY SECONDARY SCHOOL	40,000
137	335	1896	29-Jan-15	SOLAI SECONDARY SCHOOL	10,000
138	335	1897	29-Jan-15	SOLIAN GIRLS HIGH SCHOOL	129,000
139	335	1898	29-Jan-15	SOLIAN MIXED DAY SECONDARY SCHOOL	35,000
140	335	1899	29-Jan-15	SOLIAT SECONDARY SCHOOL	5,000
141	335	1900	29-Jan-15	SORE SECONDARY SCHOOL	5,000
142	335	1901	29-Jan-15	SOYMINING SECONDARY SCHOOL	35,000
143	335	1902	29-Jan-15	ST AGATHA MOKWO SECONDARY SCHOOL	5,000
144	335	1903	29-Jan-15	ST ALPHOMBUS MUTEI GIRLS SECONDARY SCHOOL	5,000
145	335	1904	29-Jan-15	ST CECILIA KOILUGET SECONDARY SCHOOL	6,000
146	335	1905	29-Jan-15	ST FRANCIS UPPER HILL HIGH SCHOOL LANET	5,000
147	335	1906	29-Jan-15	ST GABRIEL MISSION SECONDARY SCHOOL	18,000
148	335	1907	29-Jan-15	ST GABRIEL SECONDARY SCHOOL MOLO	29,000

149	335	1908	29-Jan-15	ST GABRIELS MISSION SECONDARY SCHOOL NAKURU	6,000
150	335	1909	29-Jan-15	ST GABRIELS SECONDARY SCHOOL	5,000
151	335	1910	29-Jan-15	ST JOSEPH NYABONDO MEDICAL COLLEGE	10,000
152	335	1913	29-Jan-15	ST MARYS BOITO SECONDARY SCHOOL	72,000
153	335	1914	29-Jan-15	ST PATRICK HIGH SCHOOL ITEN	6,000
154	335	1915	29-Jan-15	ST PETERS MARAKWET BOYS HIGH SCHOOL	10,000
155	335	1916	29-Jan-15	ST THERESAS TARTAR GIRLS SECONDARY SCHOOL	6,000
156	335	1917	29-Jan-15	STATE VIEW HIGH SCHOOL	6,000
157	335	1918	29-Jan-15	STEPHEN GIRLS SECONDARY SCHOOL	5,000
158	335	1919	29-Jan-15	STEPHEN KOSITANY GIRLS SECONDARY SCHOOL	6,000
159	335	1921	29-Jan-15	TABAGON GIRLS HIGH SCHOOL	23,000
160	335	1923	29-Jan-15	TALAI SECONDARY SCHOOL	5,000
161	335	1924	29-Jan-15	TAMBACH HIGH SCHOOL	5,000
162	335	1926	29-Jan-15	TANYILEL GIRLS HIGH SCHOOL	5,000
163	335	1929	29-Jan-15	TENGES BOYS HIGH SCHOOL	45,000
164	335	1933	29-Jan-15	TIMBOROA SECONDARY SCHOOL	94,000
165	335	1934	29-Jan-15	TINET DAY SECONDARY SCHOOL	30,000
166	335	1935	29-Jan-15	TOLMO SECONDARY SCHOOL	60,000
167	335	1936	29-Jan-15	TONIOK GIRLS HIGH SCHOOL	147,250
168	335	1937	29-Jan-15	TORONGO GIRLS HIGH SCHOOL	192,000
169	335	1940	29-Jan-15	TUGUMOI KOIBATEK DAY SECONDARY SCHOOL	61,000
170	335	1941	29-Jan-15	TUGUMOI MIXED SECONDARY SCHOOL KEIYO	5,000
171	335	1942	29-Jan-15	TUMAINI HIGH SCHOOL	6,000
172	335	1943	29-Jan-15	UASIN GISHU HIGH SCHOOL	5,000
173	335	1944	29-Jan-15	UHURU HIGH SCHOOL KABIYET	164,000
174	335	1948	29-Jan-15	UPPERHILL MIXED SECONDARY SCHOOL	6,000
175	335	1951	29-Jan-15	WEAVERBIRD HIGH SCHOOL	5,000
176	335	1957	29-Jan-15	OUR LAND OF VICTORY KAPNYEBERAI	6,000
177	335	1959	29-Jan-15	LONDIANI BOYS HIGH SCHOOL	6,000
178	335	1960	29-Jan-15	KERITA SECONDARY SCHOOL	6,000
179	335	1961	29-Jan-15	MUMBERES GIRLS SECONDARY SCHOOL	88,000
180	335	1962	29-Jan-15	AIC SOCHOI SECONDARY SCHOOL	6,000
181	335	1963	29-Jan-15	ANESTAR BOYS LANET	10,000
182	335	2090	29-Jan-15	AIC KESSUP GIRLS HIGH SCHOOL	5,000
183	335	2091	29-Jan-15	ATHINAI SECONDARY SCHOOL	5,000
184	335	2092	29-Jan-15	BARINGO HIGH SCHOOL	5,000
185	335	2094	29-Jan-15	BENONIN SECONDARY SCHOOL	5,000
186	335	2097	29-Jan-15	ELDAMA RAVINE GIRLS HIGH SCHOOL	5,000
187	335	2100	29-Jan-15	ITIGO GIRLS HIGH SCHOOL	7,000
188	335	2103	29-Jan-15	KABARNET BOYS HIGH SCHOOL	14,000
189	335	2104	29-Jan-15	KABIMOI HIGH SCHOOL	16,000
190	335	2105	29-Jan-15	KAMELILO DAY SECONDARY SCHOOL	10,000
191	335	2106	29-Jan-15	KAPCHOLOI SECONDARY SCHOOL	8,000
192	335	2112	29-Jan-15	KISANANA SECONDARY SCHOOL	5,000
193	335	2113	29-Jan-15	KISII SCHOOL	10,000
194	335	2122	29-Jan-15	NAKURU HIGH SCHOOL	10,000
195	335	2126	29-Jan-15	NGETMOI GIRLS HIGH SCHOOL	5,000
196	335	2127	29-Jan-15	NGUBERETI SECONDARY SCHOOL	5,000
197	335	2128	29-Jan-15	PANGANI GIRLS HIGH SCHOOL	5,000
198	335	2129	29-Jan-15	PEMWAI GIRLS HIGH SCHOOL	5,000
199	335	2134	29-Jan-15	ROSOGA SECONDARY SCHOOL	5,000
200	335	2135	29-Jan-15	SABATIA HIGH SCHOOL	5,000
201	335	2136	29-Jan-15	SEGERO HERALDS ADVENTIST SCHOOL	5,000

202	335	2137	29-Jan-15	SEGERO SDA SECONDARY SCHOOL BARATON	5,000
203	335	2138	29-Jan-15	SIGORO SECONDARY SCHOOL	5,000
204	335	2139	29-Jan-15	SIMOTWO HIGH SCHOOL	5,000
205	335	2141	29-Jan-15	TENGES BOYS HIGH SCHOOL	10,000
206	335	2142	29-Jan-15	TERIGE HIGH SCHOOL	5,000
207	335	2144	29-Jan-15	TORONGO GIRLS HIGH SCHOOL	5,000
208	335	2145	29-Jan-15	UHURU HIGH SCHOOL	5,000
TOTAL DISBURSEMENT TO SECONDARY SCHOOLS (KSHS)					4,902,500
2. TERTIARY INSTITUTIONS (COLLEGES AND UNIVERSITIES)					
NO.	PV NO	CHEQUE NO	DATE	PAYEE	AMOUNT
1	335	1612	29-Jan-15	ABERDEEN COLLEGE OF ACCOUNTANCY	47,000
2	335	1613	29-Jan-15	ACHIEVERS SCHOOL OF PROFESSIONALS	20,000
3	335	1614	29-Jan-15	AFRICAN INSTITUTE OF RESEARCH AND DEVELOPMENT STUDIES	40,000
4	335	1615	29-Jan-15	AFRICAN INTERNATIONAL COLLEGE	16,000
5	335	1616	29-Jan-15	AHITI NDOMBA	22,000
6	335	1618	29-Jan-15	AIC KAPSOWAR NURSING SCHOOL	31,000
7	335	1625	29-Jan-15	ALPHAX COLLEGE	10,000
8	335	1626	29-Jan-15	AMBOSELI INSTITUTE OF HOSPITALITY AND TECHNOLOGY	10,000
9	335	1631	29-Jan-15	ANIMALS HEALTH INDUSTRY TRAINING INSTITUTE	10,000
10	335	1634	29-Jan-15	ASUMBI TEACHERS TRAINING COLLEGE	74,000
11	335	1636	29-Jan-15	BARAKA AGRICULTURAL COLLEGE MOLO	11,000
12	335	1637	29-Jan-15	BARATON COLLEGE	10,000
13	335	1638	29-Jan-15	BARATON TEACHERS TRAINING COLLEGE	30,000
14	335	1639	29-Jan-15	BARATON UNIVERSITY OF EASTERN AFRICA	15,000
15	335	1640	29-Jan-15	BARINGO DICECE	40,000
16	335	1642	29-Jan-15	BARINGO TEACHERS TRAINING COLLEGE	21,000
17	335	1643	29-Jan-15	BARTEK INSTITUTE	262,500
18	335	1650	29-Jan-15	BOMET TEACHERS TRAINING COLLEGE	15,000
19	335	1651	29-Jan-15	BONDO TEACHERS TRAINING COLLEGE	6,000
20	335	1654	29-Jan-15	BRIGHTSTAR INSTITUTE OF BUSINESS STUDIES	23,000
21	335	1655	29-Jan-15	BRIGHTVIEW TEACHERS TRAINING COLLEGE	10,000
22	335	1656	29-Jan-15	BUGEMA UNIVERSITY	15,000
23	335	1657	29-Jan-15	BUMBEI TECHNICAL TRAINING INSTITUTE	10,000
24	335	1658	29-Jan-15	CATHOLIC UNIVERSITY OF EAST AFRICA	35,000
25	335	1661	29-Jan-15	CHEPKORIO BARAKA ECD COLLEGE	10,000
26	335	1667	29-Jan-15	CHUKA UNIVERSITY	50,000
27	335	1668	29-Jan-15	CO OPERATIVE UNIVERSITY COLLEGE	97,000
28	335	1669	29-Jan-15	DAIRY TRAINING INSTITUTE	10,000
29	335	1671	29-Jan-15	DEDAN KIMATHI UNIVERSITY	80,000
30	335	1673	29-Jan-15	EGERTON UNIVERSITY	800,000
31	335	1674	29-Jan-15	EGERTON UNIVERSITY	631,875
32	335	1675	29-Jan-15	ELDAMA RAVINE ECD TEACHERS COLLEGE	81,000
33	335	1677	29-Jan-15	ELDOR ET AVIATION TRAINING INSTITUTE	10,000
34	335	1678	29-Jan-15	ELDOR ET COLLEGE OF PROFESSIONAL STUDIES	22,000
35	335	1681	29-Jan-15	ELDOR ET POLYTECHNIC	134,000
36	335	1682	29-Jan-15	ELDOR ET TECHNICAL TRAINING INSTITUTE	10,000
37	335	1685	29-Jan-15	FOUNDATION INSTITUTE OF AFRICA	12,000
38	335	1686	29-Jan-15	FRIENDS COLLEGE KAIMOSI	10,000
39	335	1689	29-Jan-15	GREAT LAKES UNIVERSITY OF KISUMU	15,000
40	335	1693	29-Jan-15	JARAMOGI ODINGA ODINGA UNIVERSITY OF SCIENCE AND TECHNOLOGY	65,875

41	335	1696	29-Jan-15	JOMO KENYATTA UNIVERSITY OF AGRICULTURE AND TECHNOLOGY	398,750
42	335	1697	29-Jan-15	KABARAK UNIVERSITY	446,625
43	335	1698	29-Jan-15	KABARNET ECD LEARNING CENTRE	10,000
44	335	1700	29-Jan-15	KABIANGA UNIVERSITY	13,000
45	335	1702	29-Jan-15	KABIMOY YOUTH POLYTECHNIC	10,000
46	335	1703	29-Jan-15	KABISOGE YOUTH POLYTECHNIC	10,000
47	335	1704	29-Jan-15	KAGE BIBLE SCHOOL	10,000
48	335	1706	29-Jan-15	KAGUMO TEACHERS TRAINING COLLEGE	10,000
49	335	1707	29-Jan-15	KAIBOI TECHNICAL INSTITUTE	10,000
50	335	1722	29-Jan-15	KARATINA UNIVERSITY	88,000
51	335	1726	29-Jan-15	KENYA COLLEGE OF ACCOUNTANCY UNIVERSITY	15,000
52	335	1728	29-Jan-15	KENYA INSTITUTE OF HIGHWAYS AND BUILDING TECHNOLOGY	37,000
53	335	1729	29-Jan-15	KENYA INSTITUTE OF MANAGEMENT	20,000
54	335	1730	29-Jan-15	KENYA INSTITUTE OF MASS COMMUNICATION	11,000
55	335	1731	29-Jan-15	KENYA INSTITUTE OF MEDIA AND TECHNOLOGY	12,000
56	335	1733	29-Jan-15	KENYA INSTITUTE OF STUDIES IN CRIMINAL JUSTICE	15,000
57	335	1734	29-Jan-15	KENYA MEDICAL TRAINING COLLEGE	10,000
58	335	1735	29-Jan-15	KENYA MEDICAL TRAINING COLLEGE BONDO	10,000
59	335	1736	29-Jan-15	KENYA MEDICAL TRAINING COLLEGE ELDORET	50,000
60	335	1737	29-Jan-15	KENYA MEDICAL TRAINING COLLEGE EMBU	30,000
61	335	1738	29-Jan-15	KENYA MEDICAL TRAINING COLLEGE KABARNET	36,000
62	335	1739	29-Jan-15	KENYA MEDICAL TRAINING COLLEGE KAKAMEGA	20,000
63	335	1740	29-Jan-15	KENYA MEDICAL TRAINING COLLEGE KAPKATET	10,000
64	335	1741	29-Jan-15	KENYA MEDICAL TRAINING COLLEGE KISII	11,000
65	335	1742	29-Jan-15	KENYA MEDICAL TRAINING COLLEGE KISUMU	40,000
66	335	1743	29-Jan-15	KENYA MEDICAL TRAINING COLLEGE LODWAR	10,000
67	335	1744	29-Jan-15	KENYA MEDICAL TRAINING COLLEGE MACHAKOS	10,000
68	335	1745	29-Jan-15	KENYA MEDICAL TRAINING COLLEGE MOMBASA	20,000
69	335	1746	29-Jan-15	KENYA MEDICAL TRAINING COLLEGE MURANGA	34,000
70	335	1747	29-Jan-15	KENYA MEDICAL TRAINING COLLEGE NAIROBI	51,000
71	335	1748	29-Jan-15	KENYA MEDICAL TRAINING COLLEGE NAKURU	22,000
72	335	1750	29-Jan-15	KENYA MEDICAL TRAINING COLLEGE SIIYA	10,000
73	335	1751	29-Jan-15	KENYA MEDICAL TRAINING COLLEGE THIKA	10,000
74	335	1752	29-Jan-15	KENYA MEDICAL TRAINING COLLEGE WEBUYE	10,000
75	335	1753	29-Jan-15	KENYA METHODIST UNIVERSITY	48,000
76	335	1754	29-Jan-15	KENYA POWER AND LIGHTING TRAINING SCHOOL	15,000
77	335	1756	29-Jan-15	KENYA WATER INSTITUTE	25,000
78	335	1757	29-Jan-15	KENYA WILDLIFE SERVICE TRAINING INSTITUTE	20,000
79	335	1758	29-Jan-15	KENYATTA UNIVERSITY	680,000
80	335	1759	29-Jan-15	KENYATTA UNIVERSITY NAKURU	25,000
81	335	1760	29-Jan-15	KENYENYA TEACHERS TRAINING COLLEGE	10,000
82	335	1763	29-Jan-15	KERICHO TEACHERS TRAINING COLLEGE	32,000
83	335	1764	29-Jan-15	KILIMAMBOGO TEACHERS TRAINING COLLEGE	10,000
84	335	1767	29-Jan-15	KINGS COLLEGE OF ACCOUNTANCY	24,000
85	335	1768	29-Jan-15	KINGSBRIDGE INSTITUTE OF TECHNOLOGY	30,000
86	335	1775	29-Jan-15	KIPSIGIS TEACHERS TRAINING COLLEGE	45,000
87	335	1781	29-Jan-15	KIRINYAGA UNIVERSITY COLLEGE	34,000
88	335	1785	29-Jan-15	KISI UNIVERSITY	401,875
89	335	1787	29-Jan-15	KITUI TEACHERS TRAINING COLLEGE	20,000
90	335	1789	29-Jan-15	KITURO YOUTH POLYTECHNIC	11,000
91	335	1790	29-Jan-15	KOIBATEK ECD TEACHERS TRAINING COLLEGE	208,000

92	335	1791	29-Jan-15	KOITEK ECD TEACHERS TRAINING COLLEGE	64,000
93	335	1792	29-Jan-15	KOSKANA INTERNATIONAL COLLEGE	26,000
94	335	1793	29-Jan-15	LAIKIPIA UNIVERSITY	220,000
95	335	1795	29-Jan-15	LANET TEACHERS TRAINING COLLEGE	10,000
96	335	1804	29-Jan-15	LONDIANI FOREST COLLEGE	10,000
97	335	1805	29-Jan-15	MAASAI MARA UNIVERSITY	25,000
98	335	1808	29-Jan-15	MACHAKOS TEACHERS TRAINING COLLEGE	20,000
99	335	1809	29-Jan-15	MACHAKOS UNIVERSITY COLLEGE	15,000
100	335	1814	29-Jan-15	MANZA MEDICAL TRAINING COLLEGE	30,000
101	335	1817	29-Jan-15	MASENO UNIVERSITY	168,000
102	335	1818	29-Jan-15	MASINDE MULIRO UNIVERSITY OF SCIENCE AND TECHNOLOGY	98,000
103	335	1819	29-Jan-15	MERU UNIVERSITY	45,000
104	335	1821	29-Jan-15	MIGORI TEACHERS TRAINING COLLEGE	20,000
105	335	1825	29-Jan-15	MOGOTIO YOUTH POLYTECHNIC	66,000
106	335	1831	29-Jan-15	MOI TEACHERS TRAINING COLLEGE BARINGO	10,000
107	335	1832	29-Jan-15	MOI UNIVERSITY	490,875
108	335	1835	29-Jan-15	MONICAH MEMORIAL TRAINING CENTER	10,000
109	335	1836	29-Jan-15	MOSORIOT TEACHERS TRAINING COLLEGE	36,000
110	335	1837	29-Jan-15	MOUNT KENYA UNIVERSITY	544,750
111	335	1839	29-Jan-15	MULTI MEDIA UNIVERSITY	60,000
112	335	1841	29-Jan-15	MURANGA TEACHERS TRAINING COLLEGE	25,000
113	335	1842	29-Jan-15	MURANGA UNIVERSITY COLLEGE	10,000
114	335	1844	29-Jan-15	NAIROBI AVIATION COLLEGE	42,875
115	335	1845	29-Jan-15	NAKURU COLLEGE OF HEALTH SCIENCE AND MANAGEMENT	43,000
116	335	1846	29-Jan-15	NAKURU TEACHERS TRAINING COLLEGE	42,000
117	335	1847	29-Jan-15	NAROK TEACHERS TRAINING COLLEGE	35,000
118	335	1855	29-Jan-15	NORTH EASTERN PROVINCE TECHNICAL TRAINING INSTITUTE	15,000
119	335	1865	29-Jan-15	PRESBYTERIAN UNIVERSITY	15,000
120	335	1866	29-Jan-15	PS LIVESTOCK	12,000
121	335	1867	29-Jan-15	PWANI UNIVERSITY	10,000
122	335	1869	29-Jan-15	RAILWAY TRAINING INSTITUTE	10,000
123	335	1870	29-Jan-15	REGIONS GROUP INTERNATIONAL COLLEGE	11,000
124	335	1872	29-Jan-15	RIFT VALLEY INSTITUTE OF SCIENCE AND TECHNOLOGY	390,000
125	335	1873	29-Jan-15	RIFT VALLEY TECHNICAL TRAINING INSTITUTE	111,000
126	335	1875	29-Jan-15	RONGAI TEACHERS TRAINING COLLEGE	30,000
127	335	1880	29-Jan-15	SACRED TRAINING INSTITUTE	10,000
128	335	1885	29-Jan-15	SANGALO INSTITUTE	10,000
129	335	1887	29-Jan-15	SAOS ECD COLLEGE	22,000
130	335	1891	29-Jan-15	SIGALAGALA POLYTECHNIC	10,000
131	335	1911	29-Jan-15	ST LUKE REGISTERED COMMUNITY HEALTH NURSING SCHOOL	10,000
132	335	1912	29-Jan-15	ST MARKS TEACHERS TRAINING COLLEGE KIGARI	31,000
133	335	1920	29-Jan-15	SUNRISE TEACHERS TRAINING COLLEGE	10,000
134	335	1922	29-Jan-15	TAITA TAVETA UNIVERSITY	55,000
135	335	1925	29-Jan-15	TAMBACH TEACHERS TRAINING COLLEGE	10,000
136	335	1927	29-Jan-15	TECHNICAL UNIVERSITY OF KENYA	141,875
137	335	1928	29-Jan-15	TECHNICAL UNIVERSITY OF MOMBASA	40,000
138	335	1930	29-Jan-15	THE SPA AMBASSADOR COLLEGE	10,000
139	335	1931	29-Jan-15	THIKA TECHNICAL TRAINING INSTITUTE	10,000
140	335	1932	29-Jan-15	THOGOTO TEACHERS TRAINING COLLEGE	10,000
141	335	1938	29-Jan-15	TRACOM COLLEGE	10,000
142	335	1939	29-Jan-15	TROPICAL COLLEGE OF MANAGEMENT	25,000

143	335	1945	29-Jan-15	UNIVERSITY OF ELDORET	500,625
144	335	1946	29-Jan-15	UNIVERSITY OF KABIANGA	102,000
145	335	1947	29-Jan-15	UNIVERSITY OF NAIROBI	279,000
146	335	1949	29-Jan-15	VICTORY COLLEGE OF ACCOUNTANCY	25,000
147	335	1950	29-Jan-15	WARENG ECD TRAINING CENTRE	10,000
148	335	1952	29-Jan-15	ZETECH UNIVERSITY	15,000
149	335	1953	29-Jan-15	ADN CONSOLATA SCHOOL OF NURSING	10,000
150	335	1954	29-Jan-15	AIC LITEIN MEDICAL TRAINING COLLEGE	10,000
151	335	1964	29-Jan-15	KENYA MEDICAL TRAINING COLLEGE KAPKATET	10,000
152	335	2089	29-Jan-15	ADN CONSOLATA SCHOOL OF NURSING	7,000
153	335	2093	29-Jan-15	BARTEK INSTITUTE	12,000
154	335	2095	29-Jan-15	DEDAN KIMATHI UNIVERSITY	9,000
155	335	2096	29-Jan-15	EGERTON UNIVERSITY	8,000
156	335	2101	29-Jan-15	JOMO KENYATTA UNIVERSITY OF AGRICULTURE AND TECHNOLOGY	14,000
157	335	2102	29-Jan-15	KABARAK UNIVERSITY	20,000
158	335	2107	29-Jan-15	KENYA INSTITUTE OF MANAGEMENT	14,000
159	335	2108	29-Jan-15	KENYA MEDICAL TRAINING COLLEGE VIHIGA	10,000
160	335	2109	29-Jan-15	KENYATTA UNIVERSITY	10,500
161	335	2111	29-Jan-15	KINGSBRIGE INSTITUTE OF TECHNOLOGY	9,000
162	335	2114	29-Jan-15	KISII UNIVESITY	9,000
163	335	2115	29-Jan-15	MAASAI TEACHERS TRAINING COLLEGE	8,000
164	335	2117	29-Jan-15	MERU UNIVERSITY	9,000
165	335	2118	29-Jan-15	MOI TEACHERS TRAINING COLLEGE	7,000
166	335	2119	29-Jan-15	MOI UNIVERSITY	27,000
167	335	2120	29-Jan-15	MOUNT KENYA UNIVERSITY	16,000
168	335	2121	29-Jan-15	MURANGA UNIVERSITY	10,000
169	335	2124	29-Jan-15	NAKURU TEACHERS TRAINING COLLEGE	7,000
170	335	2125	29-Jan-15	NEHEMA INSTITUTE OF SCIENCE AND TECHNOLOGY	8,000
171	335	2130	29-Jan-15	PS LIVESTOCK	8,000
172	335	2131	29-Jan-15	RAILWAYS TRAINING INSTITUTE	14,000
173	335	2132	29-Jan-15	RIFT VALLEY INSTITUTE OF SCIENCE AND TECHNOLOGY	10,000
174	335	2133	29-Jan-15	RONGO UNIVERSITY COLLEGE	10,000
175	335	2143	29-Jan-15	THE SPA AMBASSADOR COLLEGE	6,000
176	335	2146	29-Jan-15	UNIVERSITY OF ELDORET	19,000
177	335	2147	29-Jan-15	UNIVERSITY OF NAIROBI	10,000
TOTAL DISBURSEMENT TO TERTIARY INSTITUTIONS (KSHS)					10,410,000

3. SPECIAL SCHOOLS

NO.	PV NO	CHEQUE NO	DATE	PAYEE	AMOUNT
1	335	1679	29-Jan-15	ELDORET INTEGRATED TEACHERS TRAINING COLLEGE	22,000
2	335	1723	29-Jan-15	KAREN TECHNICAL TRAINING INSTITUTE FOR THE DEAF	10,000
3	335	1725	29-Jan-15	KEDOWA SPECIAL SCHOOL	5,000
4	335	1727	29-Jan-15	KENYA INSTITUTE OF SPECIAL EDUCATION	15,000
5	335	1732	29-Jan-15	KENYA INSTITUTE OF SPECIAL EDUCATION	21,000
6	335	1849	29-Jan-15	NEW DAWN ORPHANS SCHOOL KINAMBA	6,000
7	335	1850	29-Jan-15	NGALA SPECIAL SCHOOL FOR THE DEAF	5,000
8	335	1883	29-Jan-15	SALVATION ARMY JOY TOWN THIKA SPECIAL SCHOOL	5,000
9	335	1884	29-Jan-15	SALVATION ARMY THIKA HIGH SCHOOL FOR THE BLIND	10,000
10	335	2098	29-Jan-15	EMINING DAY AND BOARDING INTEGRATED PRIMARY SCHOOL	25,000
11	335	2099	29-Jan-15	ESAGERI SCHOOL FOR THE DEAF	95,000
12	335	2110	29-Jan-15	KERICHO VOCATIONAL REHABILITATION CENTER	5,000

13	335	2116	29-Jan-15	MARIGAT INTERGRATED BOARDING PRIMARY SCHOOL	10,000
14	335	2123	29-Jan-15	NAKURU HILLS SPECIAL SCHOOL	13,000
15	335	2140	29-Jan-15	ST. PATRICK SHIMONI PRIMARY SCHOOL	40,500
TOTAL DISBURSEMENT TO SPECIAL SCHOOLS (KSHS)					287,500
TOTAL BURSARY DISBURSED IN FY 2014/2015(KSHS)					15,600,000
TOTAL DISBURSEMENT TOWARDS MOCKS AND CATS (CHQ NO 2191)					400,000
TOTAL BURSARY MOCKS AND CATS ALLOCATED FY 2014/2015					16,000,000

Water	4-880-162-3110202-104-208-016	Kasoe Water Project	800,000	20-Aug-14	0251	1460	800,000		
Water	4-880-162-3110202-104-208-039	Mochongoi Water Project	1,000,000	11-Jul-14	0223	1427	1,000,000		
Water	4-880-162-3110202-104-208-007	Perkerra Water Project	1,000,000	3-Jul-14	0226	1425	500,000		
Water	4-880-162-3110202-104-208-007	Perkerra Water Project		3-Jul-14	0226	1426	500,000		
Water	4-880-162-3110202-104-208-013	Cheraik Water Project	800,000	10-Sep-14	0261	1480	800,000		
Water	4-880-162-3110202-104-208-022	Kaimoi Water Project	2,000,000	1-Dec-14	0355	1554	700,000		
Water	4-880-162-3110202-104-208-022	Kaimoi Water Project		1-Dec-14	0355	1555	700,000		
Water	4-880-162-3110202-104-208-022	Kaimoi Water Project		1-Dec-14	0355	1556	600,000		
Water	4-030-162-2640504-106-2014/15-004	Kiplombe Kaplesir Water Project	1,000,000	31-Dec-14		1574	500,000		
Water	4-030-162-2640504-106-2014/15-004	Kiplombe Kaplesir Water Project		31-Dec-14		1575	500,000		
Water	4-030-162-2640504-106-2014/15-001	Mumberes Water Project	2,000,000	8-May-15	404	2084	800,000		
Water	4-030-162-2640504-106-2014/15-002	Mumberes Water Project		8-May-15	404	2085	800,000		
Water	4-030-162-2640504-106-2014/15-003	Mumberes Water Project		8-May-15	404	2086	400,000		
Water	4-030-162-2640504-106-2014/15-002	Sinoin Tuikoin Water Project	7,000,000				NIL		
Water	4-030-162-2640504-106-2014/15-003	Kabiyet Benonin Water Project	1,000,000				NIL		
Water	4-030-162-2640504-106-2014/15-005	Kemtilili Water Project	500,000				NIL		
		Total Allocation	17,000,000						
		Total Disbursed	8,600,000				8,600,000		
		Total Reallocated							8,600,000.00
		Votebook Balance	8,500,000				8,500,000		

Agriculture	4-880-132-3110504-102-Kiplelaibei Cattle Dip 210-019	50,000	Reallocated Vide CDFB letter dated September 16, 2014 and referenced CDFBOARD/ELDAMA RAVINE/VOL. 1/17)	NIL		
Agriculture	4-880-132-3110504-102-Tabare Cattle Dip 210-023	50,000	30-Oct-14 277	1529	50,000	
	Total Allocation	100,000			50,000	
	Total Disbursed	50,000				50,000.00
	Total Reallocated	50,000				
	Votebook Balance	-			-	

Constituency Sports	4-880-132-3111100-112-150-001	Kenya Volleyball Federation Koibatek	250,000	1-May-15	371	2105	250,000	
Constituency Sports	4-030-162-2640509-112-2014/15-001	Football Kenya Federation Koibatek Sub Branch	250,000	23-May-15	389	2155	250,000	
Constituency Sports	4-030-162-2640509-112-2014/15-002	Athletics Kenya Koibatek Sub Branch	150,000	3-Jun-15	382	2172	150,000	
Constituency Sports	4-030-162-2640509-112-2014/15-003	Kenya Volleyball Federation Koibatek Sub Branch	100,000				NIL	
		Total Allocation	750,000				650,000	
		Total Disbursed	650,000					650,000.00
		Total Reallocated	-					
		Votebook Balance	100,000					

Constituency Environmental Activities	4-880-162-3110504-110-265-003	Environment (Rolam Ltd)	400,000	16-Jun-15	413	2187	289,044		
Constituency Environmental Activities	4-030-162-2640510-110-2014/15-001	Environment	500,000				NIL		
		Total Allocation	900,000				289,044		
		Total Disbursed	289,044				289,044	289,044.00	
		Total Reallocated	-						
		Votebook Balance	610,956						

Emergency	4-880-132-3110202-105-264-011	Sininin Health Center	224,466	10-Jul-14	1433	224,466	
Emergency	4-030-162-2630204-104-2014/15-024	Mandina Primary School	200,000	18-Dec-14 308	1549	200,000	
Emergency	4-880-132-3110202-105-264-011	Sininin Health Center	195,000	14-Jan-15 302	1551	195,000	
Emergency	4-030-162-2630204-104-2014/15-025	Museruchi Primary School	200,000	14-Jan-15 311	1553	200,000	
Emergency	4-880-132-3110202-104-208-073	Majimazuri Forest Primary School	200,000	14-Jan-15 310	1552	200,000	
Emergency	4-030-162-2630204-104-2014/15-026	Torongo Primary School	200,000	14-Jan-15 309	1550	200,000	
Emergency	4-030-162-2630204-104-2014/15-024	Orongai Cattle Dip	100,000	12-Feb-15 320	1969	100,000	
Emergency	4-880-162-2640201-101-026-001	Environmental Impact Assessment (Amos Kiptanui Lead Expert)	250,000	5-Feb-15 326	1968	250,000	
Emergency	4-880-162-2640201-101-026-001	Projects Technical Input (Technical Design and Supervision)	150,000	22-Aug-14 253	1462	150,000	
Emergency	4-880-162-2640201-101-026-002	St Joseph Makutano Primary	100,000	5-Mar-15 341	2020	100,000	
Emergency	4-880-162-2640201-101-026-003	Tekeltee Water Project	150,000	4-Mar-15 345	2013		
Emergency	4-880-162-2640201-101-026-004	Sigoro Primary School	300,000	8-May-15 400	2027	300,000	
Emergency	4-880-162-2640201-101-026-005	Sabatia Chief's Office	150,000	5-Mar-15 343	2015	150,000	
Emergency	4-880-162-2640201-101-026-006	Kibarassoi Primary School	50,000	12-May-15 390	2153	50,000	
Emergency	4-880-162-2640201-101-026-007	Kamellio Primary School	300,000	25-Jun-15 422	2200	300,000	
Emergency	4-880-162-2640201-101-026-008	Soymining Primary School	300,000	13-May-15 396	2152	300,000	
Emergency	4-880-162-2640201-101-026-009	Sagat Primary School	100,000	25-Jun-15 422	2204	100,000	

Emergency	4-880-162-2640201-101-026-011	Toimo Secondary School	100,000	25-Jun-15	2199	100,000	
Emergency	4-880-162-2640201-101-026-012	Museruchi Secondary School	200,000	17-Jun-15 416	2195	200,000	
Emergency	4-880-162-2640201-101-026-013	Kaimoi Water Project	500,000	13-May-15 391	2154	500,000	
Emergency	4-880-162-2640201-101-026-010	Maji Mazuri RC Primary School	500,000			NIL	
Emergency	4-880-162-2640201-101-026-014	Kapronwa Primary School	150,000			NIL	
Emergency	4-880-162-2640201-101-026-015	Tarigo Primary School	100,000			NIL	
Emergency	4-880-162-2640201-101-026-016	Equator Primary School	300,000			NIL	
Emergency	4-880-162-2640201-101-026-017	Kabimoi High School	100,000			NIL	
Emergency	4-880-162-2640201-101-026-018	Tinet Secondary School	200,000			NIL	
Emergency	4-880-162-2640201-101-026-019	Emkwen Primary School	100,000			NIL	
Emergency	4-880-162-2640201-101-026-020	Emyungung Primary School	100,000			NIL	
Emergency	4-880-162-2640201-101-026-021	Simotwet Secondary School	105,259			NIL	
		Total Allocation	5,624,725			3,819,466	
		Total Disbursed	3,819,466				3,819,466.00
		Total Reallocated					
		Votebook Balance	1,805,259				

Bursary Mocks and CATs	4-030-162-2640100-103-2014/15-001	Bursary Secondary Schools	4,200,000	29-Jan-15	1612-1953	4,902,500	
Bursary Mocks and CATs	4-030-162-2640100-103-2014/15-002	Bursary Tertiary Institutions	11,000,000	29-Jan-15		10,410,000	
Bursary Mocks and CATs	4-030-162-2640100-103-2014/15-003	Koibatek District Academic Fund (Mocks and Continuous Assessment Tests)	400,000	23-Jun-15	2191	400,000	
Bursary Mocks and CATs	4-030-162-2640104-103-2014/15-004	Bursary Special Schools	400,000		2089-2147	287,500	
		Total Allocation	16,000,000			16,000,000	
		Total Disbursed	16,000,000				16,000,000.00
		Total Reallocated	0				
		Votebook Balance	0				

CDF Office	4-880-162-3110202-113- 270-001	Eldama Ravine Library Project	5,000,000	30-Jan-15 975	1956	5,000,000	
CDF Office	4-880-162-3110202-113- 270-001	Eldama Ravine Library Project	10,000,000			NIL	
		Total Allocation	15,000,000				5,000,000.00
		Total Disbursed	5,000,000				
		Total Reallocated	-				
		Votebook Balance	-				

**Eldama Ravine Constituency
Constituency Development Fund**

Funds Due to Projects as at 30th June 2015


Sub Project Number (Project GFS Code)	Sub Project Title (Name of the Project)	Current Project Activity to be Done	Amount Allocated from AIE Received	Current Status
4-030-162-2630204-104-2014/15-	Majimazuri RC Primary School	Construction of 8-door toilets	500,000	New
4-030-162-2630204-104-2014/15	Kaprorwa Primary School	Cementing of classrooms floor	150,000	New
4-030-162-2630204-104-2014/15-009	Kimamoi Primary School	Construction of 1 No classroom from foundation	500,000	Ongoing
4-030-162-2630204-104-2014/15-012	Lebolos Primary School	Construction of 1No classroom from foundation	500,000	New
4-030-162-2630205-104-2014/15-010	Arama Secondary School	Construction of 120 beds boys dormitory	2,500,000	New
4-030-162-2640504-106-2014/15-002	Sinonin Tuikoin Water Project	Construction of intake and purchase of pipes for reticulation of water this being phase I of the project	7,000,000	New
4-030-162-2640504-106-2014/15-003	Kabiyet Benonin Water Project	Construction of 100 Cubic Meters masonry tank	1,000,000	Ongoing
4-030-162-2640504-106-2014/15-005	Kemtilili Water Project	Construction of intake to reticulate water to Saos/Kibias Location of Eldama Ravine Constituency	500,000	Ongoing
4-030-162-2211310-108-2014/15-001	Constituency Strategic Plan	To cater for the development of a five year strategic plan to guide the CDF Committee and Constituency in projects planning, identification, prioritization and funding for equitable growth and development	638,000	New

4-030-162-2640510-110-2014/15-001	Constituency Environment Activities	To cater for installation of biogas green energy units in 3 Secondary Schools (Baringo High School, Solian Girls High School, Poror High School) and tree planting to reduce environmental degradation in the Constituency	500,000	Ongoing
4-030-162-2640509-112-2014/15-003	Kenya Volleyball Federation Koibatek Sub Branch	Towards purchase of training kits (Branded jerseys, nets and sports shoes) to Eldama Ravine Volleyball Club in the Constituency	100,000	Ongoing
4-030-162-2640200-101-2014/2015-005	Tarigo Primary School	Cementing of dilapidated classrooms	100,000	New
4-030-162-2640200-101-2014/2015-006	Equator Primary School	Construction of collapsed pupils toilets	300,000	New
4-030-162-2640200-101-2014/2015-007	Kabimoi High School	Piping of water to the school	100,000	New
4-030-162-2640200-101-2014/2015-008	Tinet Secondary School	Sawing of timber for dormitory	200,000	New
4-880-162-3110202-104-2014/2015-093	Emkwen Primary School	Completion of classroom	100,000	Ongoing
4-880-162-3110202-104-2014/2015-022	Emyungung Primary School	Completion of classroom	100,000	Ongoing
4-030-162-2640200-101-2014/2015-005	Simotwet Secondary School	Purchase of chairs and lockers	105,259	New
Total Funds due to Projects as at 30th June 2015 (Kshs)			14,893,259.00	
Total Amount Received FY 2014/2015 (Kshs)			81,609,709.00	
Total Allocation in FY 2014/2015 (Kshs)			96,609,709.00	
Balance now Outstanding with CDF Board (Kshs)			15,000,000.00	

ORIGINAL

F.O. 91

REPUBLIC OF KENYA



AUTHORITY TO INCUR EXPENDITURE

To be completed in Quadruplicate (4 copies)

A 796973

2014/2015/838

To ELDAMA RAVINE CONSTITUENCY
P.O BOX 161-20103
ELDAMA RAVINE

A.I.E. Ref. No. OFFICER ADMINISTERING FUND
 From CONSTITUENCIES DEVELOPMENT FUND
P.O BOX 46682 - 00100
NAIROBI

Your reference _____

Our reference DEP 07/2014/2015/838

You are hereby authorized to incur expenditure during the financial year 2014/2015 amounting to 33,304,854.50 (Amount in words) THIRTY THREE MILLION THREE HUNDRED FOUR THOUSAND EIGHT HUNDRED FORTY FOUR CENTS & 50/100

as detailed below in accordance with the Government Financial Regulations.
 2. The serial number of this Authority must be quoted on all vouchers as the authority for expenditure against the item(s) specified. Please ensure that this authority is recorded in the Vote Book and that the expenditure which you incur does not exceed the amount authorized. You will be held personally responsible if you incur expenditure without proper authority or in excess of the amounts allocated to you.

Name YUSUF MBUNO

Signature _____

Designation AG. CHIEF EXECUTIVE OFFICER

Date 21/04/2015

Vote	Sub-Head	Item	Account Chargeable	Description of Work or Service	Allocation KSh.
				CONSTITUENCY DEVELOPMENT FUND FOR ELDAMA RAVINE	
AS PER THE ATTACHED CODELIST					33,304,854.50

Certified recorded in Master Vote Book/AC. No. _____ Folio No. _____

Name VENAZIO GACHARA

Signature _____

Designation SENIOR ACCOUNTANT

Date 14/04/2015

Distribution: Original to A.I.E. holder, Duplicate to District Treasury, Triplicate to Accountant-General (P.M.G.), Treasury and Quadruplicate to Head of Accounting Unit (V.B.C.).

ORIGINAL

F.O. 91

REPUBLIC OF KENYA

AUTHORITY TO INCUR EXPENDITURE

To be completed in Quadruplicate (4 copies)

*Received
21/11/2014*

A 750434

To FUND ACCOUNT MANAGER
ELDAMA RAVINE CONSTITUENCY
P.O BOX 161-20103
ELDAMA RAVINE

A.I.E. Ref. No. 2014/2015/106
From OFFICER ADMINISTERING FUND
CONSTITUENCIES DEVELOPMENT FUND
P.O BOX 46682 - 00100
NAIROBI

Your reference _____

Our reference EP 07/2014/2015/106

You are hereby authorized to incur expenditure during the financial year 2014/2015 amounting to KSh. 41,004,854.50 (Amount in words) FORTY ONE MILLION FOUR THOUSAND EIGHT HUNDRED FIFTY FOUR CENTS FIFTY ONLY

as detailed below in accordance with the Government Financial Regulations.
2. The serial number of this Authority must be quoted on all vouchers as the authority for expenditure against the item(s) specified. Please ensure that this authority is recorded in the Vote Book and that the expenditure which you incur does not exceed the amount authorized. You will be held personally responsible if you incur expenditure without proper authority or in excess of the amounts allocated to you.

Name YUSUF MBUNO
Designation AG. CHIEF EXECUTIVE OFFICER

Signature *[Signature]*
Date *13/11/14*

Vote	Sub-Head	Item	Account Chargeable	Description of Work or Service	Allocation KSh.
				CONSTITUENCY DEVELOPMENT FUND FOR ELDAMA RAVINE	
AS PER THE ATTACHED CODELIST					41,004,854.50

Certified recorded in Master Vote Book/AC. No. _____ Folio No. _____
Name VENAZIO GACHARA Signature *[Signature]*
Designation SENIOR ACCOUNTANT Date 13/11/14


Distribution: Original to A.I.E. holder, Duplicate to District Treasury, Triplicate to Accountant-General (P.M.G.), Treasury and Quadruplicate to Head of Accounting Unit (V.B.C.).

ORIGINAL

F.O. 91

REPUBLIC OF KENYA

AUTHORITY TO INCUR EXPENDITURE



To be completed in Quadruplicate (4 copies)

A 750331

To FUND ACCOUNT MANAGER
ELDAMA RAVINE CONSTITUENCY
P.O BOX 161-20103
ELDAMA RAVINE

A.I.E. Ref. No. 2014/2015/014
 From OFFICER ADMINISTERING FUND
CONSTITUENCIES DEVELOPMENT FUND
P.O BOX 46682 - 00100
NAIROBI

Your reference _____

Our reference DEP.07/2014/2015/014

You are hereby authorized to incur expenditure during the financial year 2014/2015 amounting to KSh. 7,300,000.00 (Amount in words) SEVEN MILLION THREE HUNDRED THOUSAND ONLY

as detailed below in accordance with the Government Financial Regulations.

2. The serial number of this Authority must be quoted on all vouchers as the authority for expenditure against the item(s) specified. Please ensure that this authority is recorded in the Vote Book and that the expenditure which you incur does not exceed the amount authorized. You will be held personally responsible if you incur expenditure without proper authority or in excess of the amounts allocated to you.

Name AG. CHIEF EXECUTIVE OFFICER

Signature [Signature]

Designation _____

Date [Date]

Vote	Sub-Head	Item	Account Chargeable	Description of Work or Service	Allocation KSh.
AS PER	THE ATTACHED	CODE LIST		CONSTITUENCY DEVELOPMENT FUND FOR ELDAMA RAVINE	7,300,000.00

Certified recorded in Master Vote Book/AC. No. _____ Folio No. _____

Name VENAZIO GACHARA

Signature [Signature]

Designation SENIOR ACCOUNTANT

Date 23/10/14

Distribution: Original to A.I.E. holder, Duplicate to District Treasury, Triplicate to Accountant-General (P.M.G.), Treasury and Quadruplicate to Head of Accounting Unit (V.B.C.).