

PARLIAMENT
OF KENYA
LIBRARY

REPUBLIC OF KENYA



Paper Laid
By KOMP HonDnal
on 13/2/2016



13 FEB 2016
PAPER LAID

OFFICE OF THE AUDITOR-GENERAL

REPORT

OF

THE AUDITOR-GENERAL

ON

**THE FINANCIAL STATEMENTS OF
NATIONAL GOVERNMENT
CONSTITUENCIES DEVELOPMENT FUND -
NAKURU TOWN WEST CONSTITUENCY**

**FOR THE YEAR ENDED
30 JUNE 2016**



OFFICE OF THE AUDITOR
P. O. Box 30084 - 00100
22 JUN 2017
RECEIVED

**NATIONAL GOVERNMENT CONSTITUENCY DEVELOPMENT FUND-
NAKURU TOWN WEST CONSTITUENCY**

REPORTS AND FINANCIAL STATEMENTS

**FOR THE FINANCIAL YEAR ENDED
JUNE 30, 2016**

**Prepared in accordance with the Cash Basis of Accounting Method under the International Public Sector
Accounting Standards (IPSAS)**



Table of Content	Page
I. KEY CONSTITUENCY INFORMATION AND MANAGEMENT.....	1
II. FORWARD BY THE CHAIRMAN NG-CONSTITUENCY DEVELOPMENT FUND COMMITTEE (NG-CDFC)	3
<i>Sign</i>	4
CHAIRMAN NG-CDFC.....	4
III. STATEMENT OF CDF MANAGEMENT RESPONSIBILITIES	5
IV. STATEMENT OF RECEIPTS AND PAYMENTS.....	6
V. STATEMENT OF ASSETS.....	7
VI. STATEMENT OF CASHFLOW	8
VII. SUMMARY STATEMENT OF APPROPRIATION: RECURRENT AND DEVELOPMENT COMBINED.....	9
VIII. SIGNIFICANT ACCOUNTING POLICIES	10
IX. NOTES TO THE FINANCIAL STATEMENTS.....	14

I. KEY CONSTITUENCY INFORMATION AND MANAGEMENT

(a) Background information

The Constituency Development Fund (CDF) was established under the Constituencies Development Fund (CDF) Act, 2003, amended in 2007 and repealed by the CDF Act of 2013. In 2015, the CDF Act of 2013 was declared unconstitutional and anew act was enacted in 2015, being the National Government Constituencies Development Fund Act, NG-CDF Act, 2015. The National Government Constituencies Development Fund (NG-CDF) is under the Ministry of Devolution and Planning. The objective of the Fund is to provide mechanisms for supplementing implementation of the National Government development Agenda at the constituency level.

(b) Key Management

The *Nakuru Town West Constituency's* day-to-day management is under the following key organs:

- i. NG-Constituencies Development Fund Board (CDFB)
- ii. NG-Constituency Development Fund Committee (NG-CDFC)

(c) Fiduciary Management

The key management personnel who held office during the financial year ended 30th June 2015 and who had direct fiduciary responsibility were:

No.	Designation	Name
1.	Accounting Officer	Yusuf Mbuno
2.	A.I.E holder	Faith Kathambi
3.	Accountant	Dominic Otieno

(d) Fiduciary Oversight Arrangements

The Audit and Risk Management Committee (ARMC) of NG-CDF Board provide overall fiduciary oversight on the activities of Nakuru Town West Constituency. The reports and recommendation of ARMC when adopted by the NG-CDF Board are forwarded to the NG-Constituency Development Fund Committee (NG-CDFC) for action. Any matters that require policy guidance are forwarded by the Board to the Cabinet Secretary and National Assembly Select Committee.

(e) NAKURU TOWN WEST NG-CDF Headquarters

P.O. Box 46682-00100
HARAMBEE PLAZA, 10TH FLOOR
JUNCTION OF HAILE SELASSIE AND UHURU AVENUE
Nairobi, KENYA

(f) NAKURU TOWN WEST NG-CDF Contacts

Telephone: (+254)722606424

E-mail: nakuruwestcdf@gmail.com

(g) NAKURU TOWN WEST NG-CDF Bankers

1. Central Bank of Kenya
Haile Selassie Avenue
P.O. Box 60000
City Square 00200
Nairobi, Kenya

2. FAMILY BANK
FINANCE BRANCH
P.O.BOX 1357-20100
NAKURU, KENYA

(h) Independent Auditors

Auditor General
Office of the Auditor General
Anniversary Towers, University Way
P.O. Box 30084
GOP 00100
Nairobi, Kenya

(i) Principal Legal Adviser

The Attorney General
State Law Office
Harambee Avenue
P.O. Box 40112
City Square 00200
Nairobi, Kenya

II. FORWARD BY THE CHAIRMAN NG-CONSTITUENCY DEVELOPMENT FUND COMMITTEE (NG-CDFC)

On behalf of the Nakuru Town West NG-CDFC, i would like to give an overview on the operations of our constituency under the financial year 2015/2016

The budget performance for this financial year was comparatively achieved as targeted. This was achieved due to the fact that the board disbursed funds in a relatively good time which enhanced project prioritization and allocation of funds. Most of the projects were undergoing at the closure of the financial period.

NG-CDF has become the backbone in education sector in our constituency. To improve security for the students, most of the schools have been aided in the construction of the perimeter walls. Some of the schools which have been funded for the construction of perimeter walls include:

- Mwariki primary
- Koinange primary
- Muslim primary
- Mama ngina primary among others

NG cdf has also aided in providing a conducive learning environment by assisting in the construction of new classrooms eg Moi secondary, Muslim primary and Mwariki Primary school.

During the financial year under review, NG-CDF took the issue of water as an important resource within the constituency. It managed to Drill a bore hole in Kapnand situated in Kapkures Ward and installed a pump for the supply of water.

NG-CDF has been an important resource to the members of the community. Members have benefitted a lot from the bursaries. They are able to access the funds aiding them for subsidising there children's school fees. The issue that was raised that the CDF funds to be administered from the county was a worry to the communities since through constituency is where they the funds get distributed to community more effectively and easy for the needy cases to be identified.

There are various challenges associated with the implementation of projects.

Reports and Financial Statements

For the year ended June 30, 2016

This relates with project prioritisation considering the amount of funds disbursed by the board in a given time. Since the funds are disbursed in tranches, there may be more projects which have agency comparing the funds disbursed. This usually leads to the delay of the projects hence affecting the time when projects will be put into use.

Sign



CHAIRMAN NG-CDFC

REPUBLIC OF KENYA

Telephone: +254-20-342330
Fax: +254-20-311482
E-mail: oag@oagkenya.go.ke
Website: www.kenao.go.ke



P.O. Box 30084-00100
NAIROBI

OFFICE OF THE AUDITOR-GENERAL

REPORT OF THE AUDITOR-GENERAL ON NATIONAL GOVERNMENT CONSTITUENCIES DEVELOPMENT FUND - NAKURU TOWN WEST CONSTITUENCY FOR THE YEAR ENDED 30 JUNE 2016

REPORT ON THE FINANCIAL STATEMENTS

I have audited the accompanying financial statements of National Government Constituencies Development Fund – Nakuru Town West set out on pages 6 to 19, which comprise the statement of financial assets and liabilities as at 30 June 2016, and the statement of receipts and payments, statement of cash flows, summary statement of appropriation for the year then ended, and a summary of significant accounting policies and other explanatory information in accordance with the provisions of Article 229 of the Constitution of Kenya and Section 35 of the Public Audit Act, 2015. I have obtained all the information and explanations which, to the best of my knowledge and belief, were necessary for the purpose of the audit.

Management's Responsibility for the Financial Statements

Management is responsible for the preparation and fair representation of these financial statements in accordance with the International Public Sector Accounting Standards (Cash Basis) and for such internal control as management determines is necessary to enable preparation of financial statements that are free from material misstatement, whether due to fraud or error.

The management is also responsible for the submission of the financial statements to the Auditor-General in accordance with the provisions of Section 47 of the Public Audit Act, 2015.

Auditor-General's Responsibility

My responsibility is to express an opinion on the financial statements based on the audit and report in accordance with provisions of Section 48 of the Public Audit Act 2015, and submit the audit report in compliance with Article 229 of the Constitution. The audit was conducted in accordance with the International Standards on Auditing. Those standards require compliance with ethical requirements and that the audit be planned and performed to obtain reasonable assurance about whether the financial statements are free from material misstatement.

An audit involves performing procedures to obtain audit evidence about the amounts and disclosures in the financial statements. The procedures selected depend on the auditor's judgement, including the assessment of the risks of material misstatement of the financial statements, whether due to fraud or error. In making those risk assessments, the auditor

*Report of the Auditor-General on the Financial Statements of National Government Constituencies Development Fund
- Nakuru Town West Constituency for the year ended 30 June 2016*

considers internal control relevant to the entity's preparation and fair presentation of the financial statements in order to design audit procedures that are appropriate in the circumstances but not for the purpose of expressing an opinion on the effectiveness of the Fund's internal control. An audit also includes evaluating the appropriateness of accounting policies used and the reasonableness of accounting estimates made by management, as well as evaluating the overall presentation of the financial statements.

I believe that the audit evidence obtained is sufficient and appropriate to provide a basis for my qualified opinion.

Basis for Qualified Opinion

1. Bursaries

The statement of receipts and payments for the year ended 30 June 2016 reflects other grants and other payments totaling Kshs.67,571,442. Included in this amount are bursaries of Kshs.10,536,465 and Kshs.9,660,045 remitted to secondary and tertiary institutions respectively. However, bursaries amounting to Kshs.4,295,459 were not acknowledged by letters confirming receipt by the institutions and individual beneficiaries. In the circumstance, the expenditure on bursaries totaling Kshs.20,196,510 for the year ended 30 June 2016 could not be confirmed as fairly stated.

2. Statement of Assets

The statement of assets as at 30 June 2016 reflects bank balance as per cash book of Kshs.10,191,076. The reconciliation statement in support of this balance reflects payments in cash book not recorded in bank statement of Kshs.3,377,572. Included in this amount are cheques totaling Kshs.190,746 dating back to 17 July 2015 and which were thus stale as at 30 June 2016. No explanation has been made for non-reversal of the cheques as at the time of audit in February 2017. In the circumstance, the accuracy and validity of the bank balance of Kshs.10,191,076 as at 30 June 2016 cannot be confirmed.


3. Inaccuracy in Comparative Figures

The certified surplus for the year ended 30 June 2015 was Kshs.26,892,100. However, the comparative figure in the statement of receipts and payments for the year ended 30 June 2016 showed a balance of Kshs.26,841,422 resulting to all unreconciled difference of Kshs.50,678. No plausible explanation has been provided by management for the discrepancy.

Qualified Opinion

In my opinion, except for the effect of the matters described in the Basis for Qualified Opinion paragraph, the financial statements present fairly, in all material respects, the financial position of the National Government Constituencies Development Fund – Nakuru Town West Constituency as at 30 June 2016, and of its financial performance, and its cash flows for the year then ended, in accordance with International Public Sector

Accounting Standards (Cash Basis) and comply with the National Government Constituencies Development Fund Act, 2015.



FCPA Edward R.O. Ouko, CBS
AUDITOR-GENERAL

Nairobi

20 November 2017

NG-CONSTITUENCY DEVELOPMENT FUND-NAKURU TOWN WEST
CONSTITUENCY

Reports and Financial Statements

For the year ended June 30, 2016

IV. STATEMENT OF RECEIPTS AND PAYMENTS

	Note	2015-2016 Kshs	2014-2015 Kshs
RECEIPTS			
Transfers from CDF board-AIEs' Received	1	94,412,773.00	89,704,944.00
Proceeds from Sale of Assets	2	0	0
Other Receipts	3	0	0
TOTAL RECEIPTS		94,412,773.00	89,704,944.00
PAYMENTS			
Compensation of employees	4	2,564,142.47	1,922,775.00
Use of goods and services	5	4,678,454.40	7,688,732.00
Transfers to Other Government Units	6	42,100,000.00	11,641,575.00
Other grants and transfers	7	67,571,442.20	41,610,440.00
Acquisition of Assets	8	200,000.00	
Other Payments	9	-	-
TOTAL PAYMENTS		117,114,039.07	62,863,522.00
SURPLUS/DEFICIT		<u>(22,701,266.07)</u>	<u>26,841,422.00</u>

The accounting policies and explanatory notes to these financial statements form an integral part of the financial statements. The NAKURU TOWN WEST NG- CDF financial statements were approved on 14/09/2016 and signed by:



Chairman NG-CDFC





Fund Account Manager

V. STATEMENT OF ASSETS

	Note	2015-2016 Kshs	2014-2015 Kshs
FINANCIAL ASSETS			
Cash and Cash Equivalents			
Bank Balances (as per the cash book)	12A	10,191,075.53	32,807,341.60
Cash Balances (cash at hand)	12B	-	-
Outstanding Imprests	12C		85,000.00
TOTAL FINANCIAL ASSETS		<u>10,191,075.53</u>	<u>32,892,341.60</u>
REPRESENTED BY			
Fund balance b/fwd 1st July...	13	32,892,341.60	6,000,240.80
Surplus/Deficit for the year		(22,701,266.07)	26,892,100.80
Prior year adjustments	14	-	-
NET LIABILITIES		<u>10,191,075.53</u>	<u>32,892,341.60</u>

The accounting policies and explanatory notes to these financial statements form an integral part of the financial statements. The NAKURU TOWN WEST NG- CDF financial statements were approved on 14/09/ 2016 and signed by:


Chairman NG-CDFC


Fund Account Manager

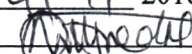
NG-CONSTITUENCY DEVELOPMENT FUND-NAKURU TOWN WEST
CONSTITUENCY

Reports and Financial Statements
For the year ended June 30, 2016

VI. STATEMENT OF CASHFLOW

Receipts for operating income		2015 - 2016	2014 - 2015
Transfers from CDF Board	1	94,412,773.00	89,704,944.00
Other Receipts	3	-	-
		94,412,773.00	89,704,944.00
Payments for operating expenses			
Compensation of Employees	4	2,564,142.47	1,922,775.00
Use of goods and services	5	4,678,454.40	7,688,732.00
Transfers to Other Government Units	6	42,100,000.00	11,641,375.00
Other grants and transfers	7	67,571,442.20	41,610,440.00
Other Payments	9	0	-
TOTAL PAYMENTS		116,914,039.07	62,863,322.00
Adjusted for:			
Adjustments during the year		0	-
Net cash flow from operating activities		(22,501,266.07)	26,841,622.00
CASHFLOW FROM INVESTING ACTIVITIES			
Proceeds from Sale of Assets		0	
Acquisition of Assets	8	200,000.00	
Net cash flows from Investing Activities		(200,000.00)	
NET INCREASE IN CASH AND CASH EQUIVALENT		(22,701,266.07)	26,841,622.00
Cash and cash equivalent at BEGINNING of the year	15	32,892,341.60	6,000,240.80
Cash and cash equivalent at END of the year	16	<u>10,191,075.53</u>	<u>32,892,341.60</u>

The accounting policies and explanatory notes to these financial statements form an integral part of the financial statements. The NAKURU TOWN WEST NG- CDF financial statements were approved on 14/09/2016 and signed by:


Chairman NG-CDFC


Fund account manager

Reports and Financial Statements
For the year ended June 30, 2016

VII. SUMMARY STATEMENT OF APPROPRIATION: RECURRENT AND DEVELOPMENT COMBINED

Receipt/Expense Item	Original Budget		Adjustments		Final Budget		Actual on Comparable Basis		Budget Utilisation Difference		% of Utilisation
	a	b	c=a+b	d	e=c-d	f=d/c %					
RECEIPTS											
Transfers from CDF Board	94,412,773.00	32,892,341.60	127,305,114.60	117,114,039.07	117,114,039.07	117,114,039.07	92				
Proceeds from Sale of Assets	0	0	-	0	-	0	0				
Other Receipts	0	0	-	0	-	0	0				
TOTAL	94,412,773.00	32,892,341.60	127,305,114.60	117,114,039.07	117,114,039.07	117,114,039.07	100				
PAYMENTS											
Compensation of Employees	2,556,640.00	20,024.00	2,576,664.00	2,564,142.47	12,521.53	2,564,142.47	99.51				
Use of goods and services	5,785,509.57		5,785,509.57	4,678,454.40	1,107,055.17	4,678,454.40	81				
Transfers to Other Government Units	24,300,000.00	24,700,000.00	49,000,000.00	42,100,000.00	6,900,000.00	42,100,000.00	86				
Other grants and transfers	61,570,623.43	8,172,317.60	69,742,941.03	67,571,442.20	2,171,498.83	67,571,442.20	97				
Acquisition of Assets	200,000.00		200,000.00	200,000.00	-	200,000.00	100				
Other Payments							0				
TOTAL	94,412,773.00	32,892,341.60	127,305,114.60	117,114,039.07	10,191,075.53	117,114,039.07					

The NAKURU TOWN WEST NG- CDF financial statements were approved on 14/09/ 2016 and signed by:



Chairman NG-CDF



Fund Account Manager

VIII. SIGNIFICANT ACCOUNTING POLICIES

The principle accounting policies adopted in the preparation of these financial statements are set out below:

1. Statement of compliance and basis of preparation

The financial statements have been prepared in accordance with and comply with International Public Sector Accounting Standards (IPSAS) with particular emphasis on Cash Basis Financial Reporting under the Cash Basis of Accounting. The financial statements comply with and conform to the form of presentation prescribed by the Public Sector Accounting Standards Board of Kenya.

The financial statements are presented in Kenya Shillings, which is the functional and reporting currency of the NG- *CDF* and all values are rounded to the nearest shilling. The accounting policies adopted have been consistently applied to all the years presented.

The financial statements have been prepared on the cash basis following the Government's standard chart of accounts. The cash basis of accounting recognises transactions and events only when cash is received or paid by the NG- *CDF*.

2. Recognition of revenue and expenses

The NG-*CDF* recognises all revenues from the various sources when the event occurs and the related cash has actually been received by the NG-*CDF*. In addition, the NG-*CDF* recognises all expenses when the event occurs and the related cash has actually been paid out by the NG-*CDF*.

3. In-kind contributions

In-kind contributions are donations that are made to the NG-*CDF* in the form of actual goods and/or services rather than in money or cash terms. These donations may include vehicles, equipment or personnel services. Where the financial value received for in-kind contributions can be reliably determined, the NG-*CDF* includes such value in the statement of receipts and payments both as revenue and as an expense in equal and opposite amounts; otherwise, the contribution is not recorded.

4. Cash and cash equivalents

Cash and cash equivalents comprise cash on hand and cash at bank, short-term deposits on call and highly liquid investments with an original maturity of three months or less, which are readily convertible to known amounts of cash and are subject to insignificant risk of changes in

NATIONAL GOVERNMENT ENTITY - *(indicate actual name of the entity)*

Reports and Financial Statements

For the year ended June 30, 2016

value. Bank account balances include amounts held at the Central Bank of Kenya and at various commercial banks at the end of the financial year. For the purposes of these financial statements, cash and cash equivalents also include short term cash imprests and advances to authorised public officers and/or institutions which were not surrendered or accounted for at the end of the financial year.

SIGNIFICANT ACCOUNTING POLICIES (Continued)

5. Pending bills

Pending bills consist of unpaid liabilities at the end of the financial year arising from contracted goods or services during the year or in past years. As pending bills do not involve the payment of cash in the reporting period, they recorded as 'memorandum' or 'off-balance' items to provide a sense of the overall net cash position of the NG-CDF at the end of the year. When the pending bills are finally settled, such payments are included in the statement of receipts and payments in the year in which the payments are made.

6. Budget

The budget is developed on the same accounting basis (cash basis), the same accounts classification basis, and for the same period as the financial statements. The NG-CDF's budget was approved as required by Law and as detailed in the Government of Kenya Budget Printed Estimates. A high-level assessment of the NG-CDF's actual performance against the comparable budget for the financial year under review has been included in an annex to these financial statements.

7. Comparative figures

Where necessary comparative figures for the previous financial year have been amended or reconfigured to conform to the required changes in presentation.

8. Subsequent events

There have been no events subsequent to the financial year end with a significant impact on the financial statements for the year ended June 30, 2016.

NATIONAL GOVERNMENT ENTITY - (indicate actual name of the entity)

Reports and Financial Statements

For the year ended June 30, 2016

IX. NOTES TO THE FINANCIAL STATEMENTS

NOTE 1. TRANSFERS FROM OTHER GOVERNMENT ENTITIES

Description		2015- 2016	2014 - 2015
		Kshs	Kshs
Receipt From NG-CDF Board	AIE NO.A796292	10,000,000.00	7,300,000.00
	AIE NO..A796344	10,000,000.00	15,126,236.00
	AIE NO...A820626	10,000,000.00	13,455,741.60
	AIE NO..A820762	17,000,000.00	8,970,494.00
	AIE NO..A820948	10,000,000.00	22,426,236.00
	AIE NO..A825634	37,412,773.00	22,426,236.40
TOTAL		<u>94,412,773.00</u>	<u>89,704,944.00</u>

NOTE 2 Proceed from sale of Assets	0	0
NOTE 3 Other Receipts	0	0

NOTE 4. COMPENSATION OF EMPLOYEES

Description	2015 - 2016	2015- 2016
	Kshs	Kshs
Basic wages of contractual employees	1,246,020.00	1,888,255.00
Basic wages of casual labour		-
Personal allowances paid as part of salary		
House allowance	167,209.20	0
Transport allowance	178,168.80	0
Leave allowance		0
Other personnel payments	232,602.00	0
gratuity	725,742.47	0
Employer contribution to NSSF	14,400.00	34,520.00
Total	<u>2,564,142.47</u>	<u>1,922,775.00</u>

NATIONAL GOVERNMENT ENTITY - (indicate actual name of the entity)

Reports and Financial Statements

For the year ended June 30, 2016

NOTES TO THE FINANCIAL STATEMENTS (Continued)

NOTE 5. USE OF GOODS AND SERVICES

Description	2015 - 2016	2014 - 2015
	Kshs	Kshs
Utilities, supplies and services		678,297.00
Office rent	600,000.00	600,000.00
Communication, supplies and services	37,550.00	100,000.00
Domestic travel and subsistence	229,000.00	120,000.00
Printing, advertising and information supplies & services		0
Rentals of produced assets		0
Training expenses	20,000.00	0
Hospitality supplies and services	124,798.00	250,000.00
Other committee expenses	225,000.00	3,982,033.00
Committee allowance	2,984,000.00	1,344,202.00
Insurance costs		0
Specialised materials and services		0
Office and general supplies and services	247,252.00	433,960.00
Fuel ,oil & lubricants	7,000.00	0
Other operating expenses	110,054.40	120,000.00
Routine maintenance – vehicles and other transport equipment		0
Routine maintenance – other assets	93,800.00	60,240.00
	-	-
Total	4,678,454.40	7,688,732.00

NATIONAL GOVERNMENT ENTITY - (indicate actual name of the entity)

Reports and Financial Statements

For the year ended June 30, 2016

NOTES TO THE FINANCIAL STATEMENTS (Continued)

NOTE 6. TRANSFER TO OTHER GOVERNMENT ENTITIES

Description	2015 - 2016	2014 - 2015
	Kshs	Kshs
Transfers to primary schools (see attached list)	29,200,000.00	3,657,731.00
Transfers to secondary schools (see attached list)	12,900,000.00	1,600,000.00
Transfers to tertiary institutions (see attached list)	-	-
Transfers to health institutions (see attached list)		6,383,644.00
TOTAL	<u>42,100,000.00</u>	<u>11,641,375.00</u>

NATIONAL GOVERNMENT ENTITY - (indicate actual name of the entity)

Reports and Financial Statements

For the year ended June 30, 2016

NOTES TO THE FINANCIAL STATEMENTS (Continued)

NOTE 7. OTHER GRANTS AND PAYMENTS

	2015 - 2016 Kshs	2014- 2015 Kshs
Bursary – secondary schools (see attached list)	10,536,465.00	4,702,000.00
Bursary – tertiary institutions (see attached list)	9,660,045.00	2,250,500.00
Bursary – special schools (see attached list)	4,771,500.00	4,804,650.00
Mock & CAT (see attached list)		-
Water projects (see attached list)	1,500,000.00	-
Agriculture projects (see attached list)		-
Electricity projects (see attached list)		-
Security projects (see attached list)		4,000,000.00
Roads projects (see attached list)	31,023,910.91	8,953,290.00
Sports projects (see attached list)	1,898,255.45	1,700,000.00
Environment projects (see attached list)	1,997,427.34	1,600,000.00
Emergency projects (see attached list)		4,300,000.00
Parkview-Baruti Foot Bridge	1,098,258.50	0
Kaptembwo Baruti Bridge	1,000,000.00	0
Kquins-Kodek road	1,300,000.00	0
Garage-Kibe road	1,200,000.00	0
Honeycup-AGC Church road	1,000,000.00	0
victory trading co ltd	185,580.00	0
Midtown Dealers	400,000.00	0
Social (market and trading stals)	0	7,500,000.00
Strategic plan	0	1,800,000.00
Total	67,571,442.20	41,610,440

NOTE 8. ACQUISITION OF ASSETS

<u>Non Financial Assets</u>	2015 - 2016 Kshs	2014 - 2015 Kshs
Purchase of Buildings		
Construction of Buildings		
Refurbishment of Buildings		
Purchase of Vehicles and Other Transport Equipment		
Overhaul of Vehicles and Other Transport Equipment		
Purchase of Household Furniture and Institutional Equipment		
Purchase of Office Furniture and General Equipment		
Purchase of ICT Equipment, Software and Other ICT Assets	200,000.00	
Purchase of Specialised Plant, Equipment and Machinery		
Rehabilitation and Renovation of Plant, Machinery and Equip.		
Acquisition of Land		
Acquisition of Intangible Assets		
Total	200,000.00	0

NOTE 9. OTHER PAYMENTS 0 0

NOTE 12A. Bank Accounts (cash book bank balance)

Name of Bank, Account No. & currency	2015 - 2016 Kshs	2014 - 2015 Kshs
<i>Family Bank Finance Branch-018000049795</i>	10,191,075.53	32,807,341.60
Total	10,191,075.53	32,807,341.60

NATIONAL GOVERNMENT ENTITY - (indicate actual name of the entity)

Reports and Financial Statements

For the year ended June 30, 2016

NOTE 12B,C. BALANCES BROUGHT
FORWARD

	2015 - 2016	2014 - 2015
	Kshs	Kshs
Bank accounts	10,191,075.53	32,807,341.60
Cash in hand		-
Imprest		85,000.00-
Total	10,191,075.53	32,892,341.60

ANNEX 4 – SUMMARY OF FIXED ASSET REGISTER

Asset class	Historical Cost (Kshs) 2015/16	Historical Cost (Kshs) 2014/15
Land		
Buildings and structures		
Transport equipment		
Office equipment, furniture and fittings	648,140.00	648,140.00
ICT Equipment, Software and Other ICT Assets	650,499.00	450,499.00
Other Machinery and Equipment		
Heritage and cultural assets		
Intangible assets		
Total	<u>1,298,639.00</u>	<u>1,098,639.00</u>