

PARLIAMENT
OF KENYA
LIBRARY



REPUBLIC OF KENYA

THE NATIONAL TREASURY AND ECONOMIC PLANNING




CONSOLIDATED NATIONAL GOVERNMENT

INVESTMENT REPORT

FOR

THE FINANCIAL YEAR 2023/2024

 OCTOBER 2024	
THE NATIONAL ASSEMBLY PAPERS LAID	
DATE: 05 NOV 2024	DAY.
TABLED BY:	
CLERK-AT-THE-TABLE	

PREFACE

The Consolidated National Government Investment Report summarizes the extent of National Government involvement or investment in, or funding of, all State Corporations and Government-Linked Corporations for that Financial Year. The Report is prepared in accordance with the provisions of the Public Financial Management Act, 2012, Section 89. The Report for 2023/2024 FY is the 11th edition and provides information of the National Government involvement in State Corporations and Government Linked Corporations in four (4) main areas, namely shareholding/equity; grants & subsidies; loans & guarantees; and revenue receipts.

During the period under review, the Government implemented bold policy incentives to mitigate negative global and persistent shocks that had pushed the economy to its lowest vibrant level and embarked on structural reforms to stabilize Government finances and the economy. These shocks included global supply chain disruptions; high cost of accessing credit in the domestic and international money markets, volatile foreign exchange rates and high debt servicing costs. This also affected the financial and operational performance of Government investments.

Government Investments were faced with challenges of high cost of doing business & debt servicing, generating adequate revenue from sales, as well non-receipts of revenue due. This led to cash flow challenges with the resultant build-up in unpaid bills. The Government initiated policy measures to enhance state corporations' revenue generation and expenditure rationalization in line with the Government's fiscal consolidation efforts.

Government policy measures were initiated for all state corporations to ensure prudent and responsible use of public resources as provided for in the Constitution and other relevant laws. The policy measures were geared towards enhancing efficiency, self-sustainability, and generate additional revenue for the National Exchequer.

Due to the challenges facing Government investments, the National Treasury undertook a preliminary assessment covering financial evaluation and review of enabling legislations. The preliminary assessment of State Corporations and Government-Owned Enterprises was to determine their viability in terms of Government budgetary resources required for their sustainability as well as their continued relevance.

The preliminary assessment was intended to provide a basis for Government policy decision for State Corporations reforms, among others: State Corporations with outdated mandates, entities for privatization, entities requiring large bailouts or those producing goods and providing services better suited for the private sector to be considered for privatization.

The assessment was also aimed at identifying entities for restructuring including mergers or transfers to parent ministries or relevant corporations, to eliminate duplication, enhance efficiency, optimize resource use, increase revenue to the exchequer, and improve service delivery to Kenyans.

The Government also initiated policy changes to ensure Government- Owned Enterprises (GOE) realize their full potential. In November, 2023 the Cabinet approved the Ownership Policy for GOEs, a key governance reforms framework. To anchor the policy in law and facilitate its implementation, the draft Government-Owned Enterprises Bill, 2024, underwent public participation and the process is ongoing.

The Government also prepared draft Government Investment Regulations, 2024 to provide a framework for the efficient and effective management of Government Investments. The draft Regulations have undergone public participation and are being finalized for submission to Parliament.

During the reporting period, the Cabinet approved divestiture of six (6) entities through the Nairobi Securities Exchange, to optimize the contributions of the investments towards the achievement of national development goals. The Companies include East African Portland Cement Company, Nairobi Securities Exchange, Housing Finance Company of Kenya, CFC Stanbic, Liberty Kenya Holdings and Eveready East Africa PLC. To facilitate the sale of shares and in line with Central Depositories Act 2000, the Government initiated the process of dematerialization of its securities through the Central Depository and Settlement Corporation.

The Government continued to enhance governance mechanisms, management, performance and operations of State Corporations to improve efficiency and quality service delivery. Towards this end and pursuant to operational and financial oversight role on Government investments, the National Treasury and Economic Planning continued to leverage on ICT with operationalization of Government Investments Management Information System (GIMIS). The System has enhanced efficiency, transparency and completeness of State Corporations' financial, operational performance and fiscal risk analysis and enables quantification and reporting of fiscal risk exposure from State Corporations. Further, it enhances monitoring of Government investments in Government Linked Corporations and International Bodies.

During the year under review, a significant improvement was recorded in most facets of government investments. Internally generated funds by State Corporations increased by 24% from **Kshs.1,003,229 million** in 2023/2024 FY to **Kshs.868,359 million** in 2023/2024 FY. Total transfers and subsidies to State Corporations in 2023/2024 FY was **Kshs.266,241 million** for recurrent and **Kshs.107,549 million** for development.

The profit declared by Commercial State Corporations decreased by 35% from **Kshs.63,709 million** in 2022/2023 to **Kshs.41,230 million** in 2023/2024 FY. The Government received a total revenue of **Kshs.51,802 million** from Government Investments in form of dividends, loan redemption & interest payments and directors' fees. This was an increase of 24% in comparison to **Kshs.41,833 million** received in 2022/2023 FY. Total assets amounted to **Kshs.7,861,391 million** with net assets/total equity of **Kshs.5,436,372 million**.

I wish to underscore that the National Treasury is committed to providing accurate and timely information to promote Government investment transparency and accountability in accordance with the best practices. To this end, a lot of diligence and data validation has been done in compiling the 2023/2024 Report. It is my hope that the Report will provide valuable insights to Parliament and other stakeholders in the discharge of their mandates.

This Report is prepared based on management accounts for 2023/2024 FY. The preparation involved collaborative efforts and material inputs from the National Treasury and the State Corporations.

I wish to thank all Chief Executive Officers for facilitating and submitting the information required. I also take this opportunity to recognize the key role played by the Government Investments and Public Enterprises Department in its lead role in enabling timely production of the Consolidated National Government Investment Report for 2023/2024 FY.

Thank you.



Hon. CPA. John Mbadi Ng'ongo, EGH

Cabinet Secretary/The National Treasury & Economic Planning

Legal Basis for the Consolidated National Government Investment Report

The Consolidated National Government Investment Report is prepared in accordance with the Public Finance Management Act 2012, Section 89 states as follows:

- (1) The Cabinet Secretary responsible for matters relating to public investments shall prepare and submit to the National Assembly, not later than four months after the end of each financial year, a consolidated report summarizing the extent of National Government involvement or investment in, or funding of, all State Corporations and Government-Linked Corporations for that Financial Year.
- (2) The Report under subsection (1) shall include information on-
 - a) the date of incorporation and objects of the corporation;
 - b) the amount of National Government shareholding, directly or indirectly, in the State Corporation;
 - c) any changes in the shareholding of the State Corporation during the Financial Year;
 - d) the amount of any funding in the form of grants or subsidies provided by the National Government to the State Corporation or Government-Linked Corporations, excluding profit-making State Corporation, during the Financial Year;
 - e) the amount of any loans made by the national government to the state corporation, and the amount of any guarantees issued by the national government in respect of the state corporation, during the financial year;
 - f) the cumulative amount of undischarged loans and guarantees in respect of the state corporation;
 - g) the amount of the profit/surplus or loss/deficit of the state corporation for the financial year;
 - h) the amount of any revenue received by the national government from the state corporation during the financial year, including dividends, interest and proceeds from any divestiture of assets of the state corporation;
 - i) the amount of payments made, or losses incurred, by the National Government to meet contingent liabilities as a result of loans or guarantees during the financial year, including payments made in respect of guarantees, loan write-offs or waiver of interest on loans; and
 - j) An assessment of the financial and related non-financial performance of the State Corporation for the Financial Year.
- (3) Once every three years, the Cabinet Secretary responsible for matters relating to public investments shall prepare a report on the assessment of the National Government's continued involvement or investment in, or funding of, the State Corporation or Government Linked Corporation.
- (4) The Cabinet Secretary responsible for matters relating to public investments shall submit copies of the reports referred to in subsections (2) and (3) to the Cabinet Secretary, the Controller of Budget, the Commission on Revenue Allocation and to the Auditor-General

State Corporations and Government Linked Corporations

1. The State Corporations Act, Cap 446, is the over-arching governing law on the establishment, fiduciary oversight on management and governance; and financial control of State Corporations.
2. State Corporations or Parastatals are legal entities established by Government or investments in which the Government holds over fifty (50) per cent control or ownership. They implement priority Government policies, strategic projects and programmes in social, business and commercial sectors of the economy.
3. They are incorporated under the Companies Act or an enabling Act of Parliament in which whole or controlling shareholding belongs to the Government. State Corporations are therefore, distinct legal entities that are operationally autonomous from Government and may be self-financing through internally-generated funds, loans backed by their assets, partially funded or fully financed by the Exchequer.
4. State Corporations are categorized as commercial and non-commercial. Commercial State Corporations comprise:
 - a. Companies with GoK shareholding, through the Cabinet Secretary to the National Treasury as a Body Corporate, of more than 50%;
 - b. A Body Corporate established to perform a strategic function profitably,
 - c. An entity that generally operates on commercial principles,
 - d. Generally self-financing and sustaining, except in financing investment for public policy objectives; and
 - e. Accountable to all stakeholders and the public through the relevant departmental and oversight committees of Parliament.
5. For the Commercial State Corporations with “public goods” mandate, the GoK is required to meet the full cost of those “public good” activities using budgetary resources approved by Parliament.
6. Non-Commercial State Corporations are expected to operate on a cost recovery basis and largely depend on monies appropriated by Parliament, levies and fees. They include regulatory agencies and statutory boards; research institutions; institutions of higher learning and referral hospitals. Non-Commercial State Corporations deliver services on behalf of line Ministries and are funded mainly through the National Budgets in form of grants or loans from the Government.
7. Besides State Corporations, the Government also invests in other organizations, commonly referred to as Government Linked Corporations (GLC). GLCs are entities in which the Government’s shareholding is fifty (50) per cent and below. The Government participates in GLCs primarily to correct market failures and also partake in profit sharing in profitable enterprises to augment public resources.
8. The Government investments in GLCs in particular target perceived high risk investments from the private sector perspective, but in themselves have a high impact to the economy.

Table of Contents

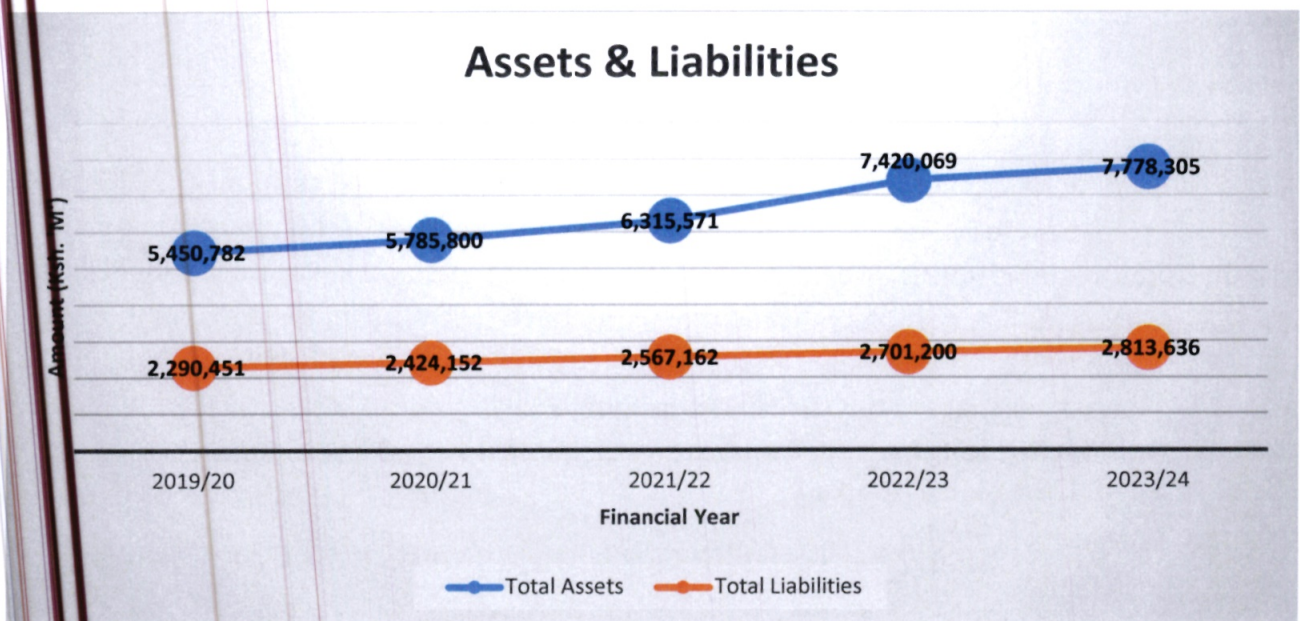
LEGAL BASIS FOR THE CONSOLIDATED NATIONAL GOVERNMENT INVESTMENT REPORT.....	V
STATE CORPORATIONS AND GOVERNMENT LINKED CORPORATIONS	VI
TABLE OF CONTENTS	VIII
I. STATUS OF NATIONAL GOVERNMENT INVOLVEMENT IN STATE CORPORATIONS IN 2023/2024 FY	1
II. GRANTS AND SUBSIDIES	1
III. FINANCIAL PERFORMANCE	3
IV. NATIONAL GOVERNMENT LOANS AND GUARANTEES TO STATE CORPORATIONS	4
VI. REVENUE RECEIPTS BY NATIONAL GOVERNMENT FROM STATE CORPORATIONS AND GOVERNMENT-LINKED CORPORATIONS	5
SCHEDULE A	7
SCHEDULE B	28
SCHEDULE C.....	32
SCHEDULE D	40
SCHEDULE E.....	42



I. Status of National Government Involvement in State Corporations in 2023/2024 FY

- The internally generated revenue (AIA) increased from **Kshs.1,003,229 million** in 2022/2023 FY to **Kshs.1,143,095 million** in 2023/2024 FY. The total assets increased from **Kshs.7,420,069 million** in 2022/2023 FY to **Kshs.7,778,304 million** in 2023/2024 FY. The increase is mainly attributed to the growth in infrastructural projects under Transport and Energy Sectors; Kenya Airports Authority (KAA) with total assets amounting to **Kshs.1,056,585 million**, Kenya National Highway Authority amounting to **Kshs.807,998 million**, Kenya Railways Corporation amounting to **Kshs.788,485 million**, Kenya Electricity Generating Company amounting to **Kshs.490,283 million** and Kenya Power and Lighting Company amounting to **Kshs.358,086 million**. The change in State Corporations total assets was attributed to capitalization of work in progress and new acquisitions during the financial year.

Chart 1: State Corporations Asset and Liabilities Trend

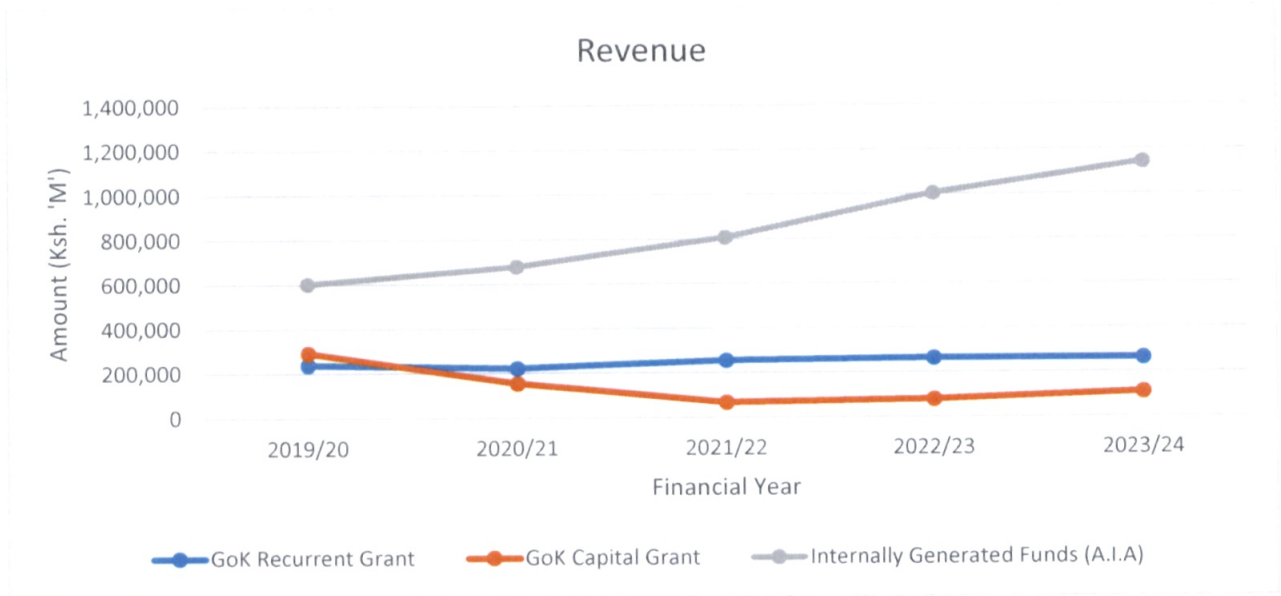


- In 2023/2024 FY, the total GOK shareholding in nominal terms was **Kshs.106,166 million** with market value of **Kshs.277,659 million** for the publicly listed corporations. During the period there was no movement in shareholding.

II. Grants and Subsidies

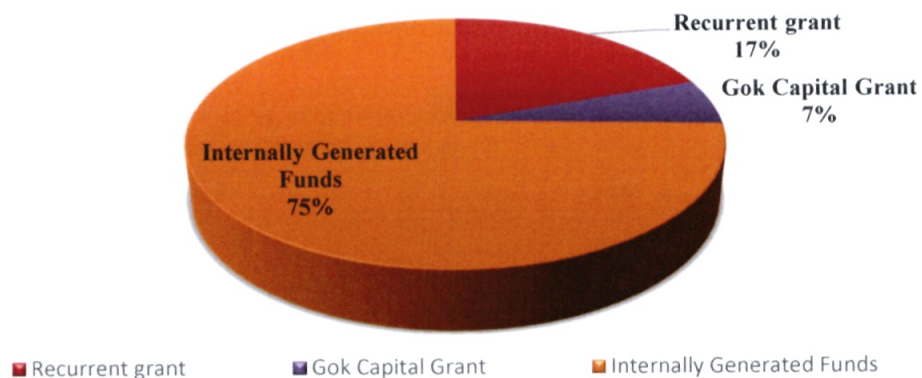
- Total grants and subsidies to State Corporations in 2023/2024 FY were **Kshs.374,891 million**, comprising Recurrent grants **Kshs.264,776 million** and GoK Capital grants **Kshs.110,115 million** compared to **Kshs.343,190 million** comprising Recurrent grants **Kshs.265,045 million** and GoK Capital grants **Kshs.78,145 million** in 2022/2023 FY.

Chart 2: State Corporation Revenue Trend



- State Corporations generated approximately **Kshs.1,143,096 million** in 2023/2024 FY which accounted for about 75% of total revenue generated within the State Corporations subsector with the remainder (25%) coming from Government grants. However, it should be noted that a substantial proportion of the internally generated revenue comprises of member contributions to various Funds; National Social Security Fund **Kshs.105,409 million**, Public Service Superannuation Fund **Kshs.58,192 million**, Kenya Deposit Insurance Corporation **Kshs.34,568 million** and Local Authorities Provident Fund **Kshs.19,417 million**.

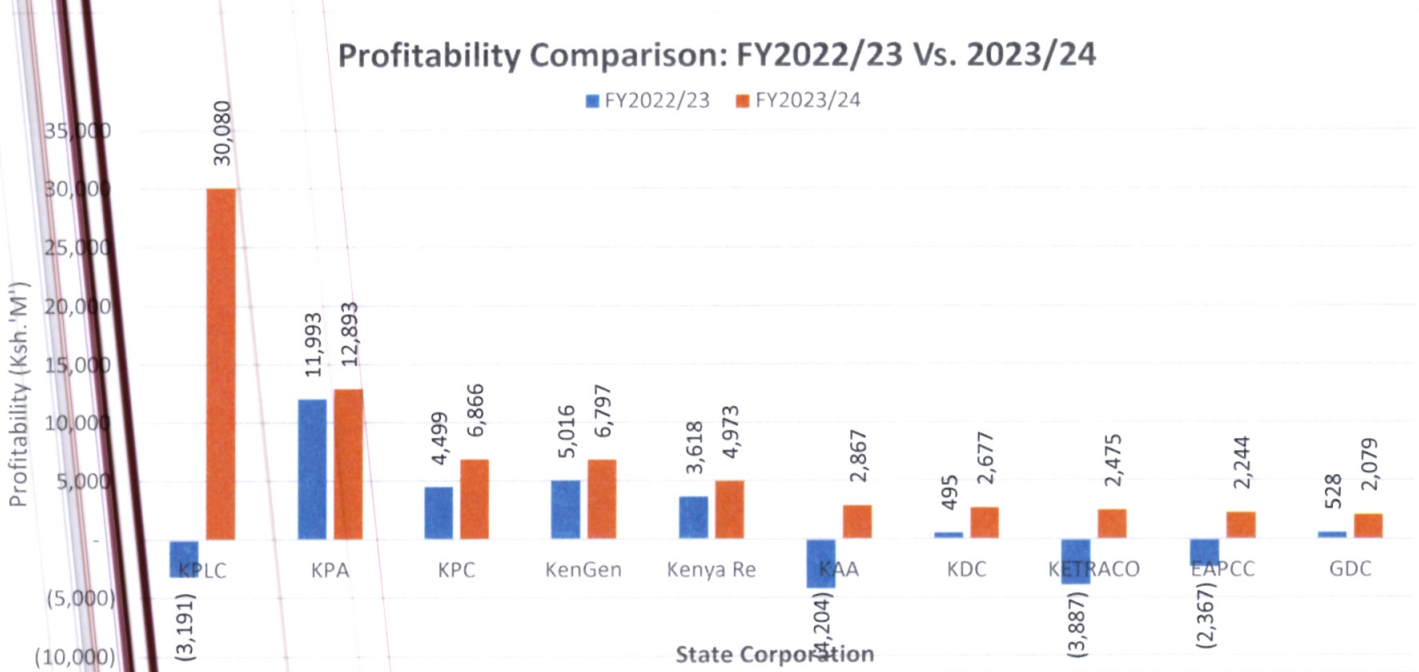
Chart 2 : Internally Generated Funds and GoK Grants



III. Financial Performance

5. During 2023/2024 Financial Year, State Corporations posted accumulated profits/surplus amounting to **Kshs.230,400 million** compared to **Kshs.133,410 million** posted in 2022/2023 Financial Year. Commercial State Corporations in 2023/2024 Financial Year posted net profit amounting to **Kshs. 132,735 million** compared to **Kshs.63,709 million** posted in 2022/2023 FY. Under the commercial state corporation’s category; Kenya Power reported the highest net profit of **Kshs.30,080 million** followed by KPA with **Kshs.12,893 million** then KPC and KenGen with net profit of **Kshs.6,866 million** and **Kshs.6,797 million** respectively. The growth in profitability is mainly attributed to Government concerted efforts including the turnaround strategy in energy sector state corporation, government policy measures on revenue enhancement and cost rationalization.

Chart 3: Top Ten Commercial State Corporations Profitability



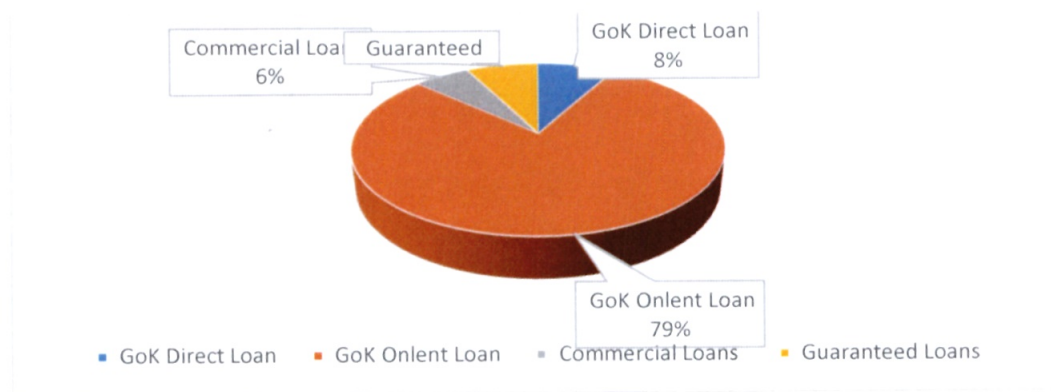
6. However, it should be noted that a substantial proportion of profits declared are from Funds comprising of Member contributions; National Social Security Fund **Kshs.88,126 million**, Public Service Superannuation Fund **Kshs.57,488 million**, Kenya Deposit Insurance Corporation **Kshs.33,648 million** and Local Authorities Provident Fund **Kshs.3,445 million**.

7. Kenya Railways Corporation reported the highest net loss of **Kshs.50,374 million** followed by NHIF and New KCC with net loss of **Kshs.3,375 million** and **Kshs.2,416 million** respectively. Under the non-commercial category; Communication Authority had the highest surplus of **Kshs.6,773 million** while NACONEK has the highest deficit of **Kshs.3,098 million** followed by REREC and KFS with a deficit of **Kshs.1,847 million** and **Kshs. 1,772 million** respectively.

IV. National Government Loans and Guarantees to State Corporations

8. The National Treasury has guaranteed a number of loans to State Corporations and Government linked Corporations. As at June 30, 2024 only three corporations had guaranteed loans as follows: - Kenya Ports Authority **Kshs.43,135 million**, Kenya Electricity Generating Company **Kshs.27,891 million**, and Kenya Airways **Kshs.29.139 million**.
9. As at June 30, 2024 total outstanding Government guaranteed debt was **Kshs.100,165 million** a decrease from **Kshs.170,229 million** as at June 30, 2023. The decrease was mainly attributed to novation of Kenya Airways Guaranteed Loan amounting to **Kshs.58,647 million** taken over by government
10. Total undischarged GoK loans to State Corporations stood at **Kshs.1,182,792 million** by the end of 2023/2024 FY compared with **Kshs.961,683 million** in 2022/2023 FY. The commercial loans borrowed on the strength of the balance sheet amounted to **Kshs.78,207 million**.

Chart 4: Loans



V. Contingent Liabilities

11. As the principal owner of all State Corporations, the Government is the natural underwriter of risk that they face. Analysis of contingent liabilities therefore, is important in understanding the extent of the Government fiscal risks exposure.
12. Contingent liabilities are those exposures to the Government from State Corporations and Government Linked Corporations by virtue of Government being the owner or majority shareholder of those entities. This emanates from failure by those entities to meet their statutory and contractual obligations.
13. Contingent liabilities can be explicit or implicit. Explicit contingent liabilities are those that have crystallized and determined. The government is legally mandated to settle such an obligation when it falls due. Implicit contingent liabilities represent a moral obligation or expected responsibility of the Government, but based on public expectations and the entity's strategic importance to the economy.

14. Pending bills among State Corporations remain high, with records indicating **Kshs. 379,817 million** as at 30th June, 2024. However, the amount is 14% decrease compared to Kshs.443,596 million as at 30th June, 2023. During the period under review, unpaid contractor fees for capital projects at **Kshs.160,646 million**, land compensation at **Kshs.41,410 million**, consumables & general supplies at **Kshs.37,827 million**, other contracted services at **Kshs.26,286 million** and unremitted employer pension contributions at **Kshs.24,097 million** are some of the key pending bills reported by State Corporations, with some requesting for exchequer support to clear the bills.

VI. Revenue Receipts by National Government from State Corporations and Government-Linked Corporations


15. The receipts by the National Treasury from State Corporations and Government-linked companies are in form of dividends, loan repayments, interest on loans, other profits remittances and director's fees. In 2023/2024 Financial Year, total receipts by National Treasury amounted to **Kshs.51,802 million**. The amount is 24% increase as compared to **Kshs.41,833 million** received in 2022/2023 FY.

16. Receipts from dividends, other profits and directors' fees during this period were **Kshs.42,629 million** representing 82% of total receipts. The largest contributors of dividends were Safaricom at **Kshs.16,406 million**, Kenya Ports Authority at **Kshs.10,576 million**, Kenya Pipeline Company at **Kshs.7,000 million** and Kenya Electrical Generating Company at **Kshs 2,307 million**.

17. During the year under review, revenue receipts by Government from State Corporations in respect to Principal Loan Repayment and Interest payment amounted to **Kshs.7,087 million** and **Kshs.2,087 million** respectively.

Chart 5 : Revenue Receipts





Schedule A

Schedule A: State Corporations Mandate/Objectives and Nets Assets/Total Equity for FY 2023/2024							
SC Name	Establishment Date	Establishment Instrument	Mandate	Total Assets	Total Liability	Net Asset/Total Equity	
Ministry of Agriculture and Livestock Development							
1	Agricultural Development Corporation	01/01/1965	Agricultural Development Corporation Act	To promote production of Kenya's essential agricultural inputs. Further, to participate in activities of agricultural production which are commercially viable in production of commercial maize, wheat, potatoes and commercial sale of milk, dairy and beef animals, goats and sheep.	3,509,785,000	1,689,135,400	1,765,562,000
2	Agricultural Finance Corporation	01/01/1963	Agricultural Finance Corporation Act, Cap 323	To assist in the development of Agriculture and agricultural industries by making loans to farmers, co-operative societies, incorporated group representatives, private companies, public bodies, local authorities and other persons engaging in agriculture or agricultural industries.	12,570,067,000	3,095,232,000	9,474,835,000
	Agriculture and Food Authority	08/01/2014	Agriculture and Food Authority Act No 13 of 2013	To develop, regulate and promote agricultural production in Kenya	18,841,209,224	3,277,566,417	15,563,642,371
4	Agro Chemical & Food Company	01/01/1978	Companies Act, Cap 486	Manufacturing of alcohol from molasses from various sugar factories. The major products are various grades of spirits and yeast based brands.	3,870,189,581	11,991,577,979	-8,121,388,399
5	Bukura Agricultural College	07/01/1992	Bukura Agricultural College Act number 5 of 1999	To provide directly or in collaboration with other institutions of higher learning, facilities for education in agriculture and other auxiliary subjects through integration of teaching, research and effective provision of extension services.	1,546,423,825	95,384,325	1,451,039,500
6	Chemelil Sugar Company	01/01/1965	Companies Act, Cap 486	To produce high quality mill white sugar as part of a national strategy for achieving self-sufficiency in sugar requirement in the country; and to contribute towards the integrated national economic development within western Kenya	5,707,708,750	3,106,682,644	2,601,026,106
7	Commodities Fund	08/01/2014	Crops Act of 2013 Section 9(2)	To provide sustainable, affordable credit and advances to farmers and supply value chain development of crops such as coffee, sugar, fiber (sisal and cotton)	3,444,370,396	13,995,674	3,430,374,722
8	Kenya Agricultural and Livestock Research Organization	07/01/2014	Agricultural Research Act No. 17 of 2013	To promote, streamline, co-ordinate and regulate research in crops, livestock, genetic resources and biotechnology in Kenya	26,753,069,328	191,458,956	26,561,610,371
9	Kenya Animal Genetic Resource Centre	09/05/2011	Legal Notice No.110 of 2011	To establish a national resources gene bank and take custody of livestock tissues, DNA, semen and embryos of all-important livestock and emerging livestock species in Kenya.	1,334,185,111	1,334,185,111	-
10	Kenya Dairy Board	01/01/1958	The Dairy Industry Act, Cap 336	To regulate, promote and develop dairy industry in Kenya	901,399,802	607,632,552	293,767,250

Schedule A: State Corporations Mandate/Objectives and Nets Assets/Total Equity for FY 2023/2024							
	SC Name	Establishment Date	Establishment Instrument	Mandate	Total Assets	Total Liability	Net Asset/Total Equity
11	Kenya Leather Development Council	09/09/2011	Kenya Leather Development Council Order, 2011	To drive the Government's agenda on the development of leather industry. Assist Kenyans play a more crucial role in the production and supply chain, facilitate value addition initiatives to leather industry.	2,692,136,169	156,944,434	2,535,191,735
12	Kenya Plant Health Inspectorate Services	12/31/2012	Kephis Act No. 54 of 2012	To regulate matters relating to plant protection, seeds and plant varieties. Support the administration and enforcement of food safety measures in Kenya.	3,417,181,050	270,377,284	3,146,803,927
13	Kenya Seed Company	07/02/1956	Companies Act, Cap 486	To carry out focused research, promote and facilitate production of high yielding, better quality certified seed and to enhance food self-sufficiency and quality living standards.	17,575,816,805	1,074,034,065	16,501,782,742
14	Kenya Tsetse and Trypanosomiasis Eradication Council	7/27/2012	Legal Notice No. 77 of 27th July 2012	Coordinating and implementing Tsetse and Trypanosomiasis eradication activities in the Kenya.	32,575,807	1,143,798	31,432,009
15	Kenya Veterinary Board	10/13/1953	Veterinary Surgeons and Veterinary Paraprofessional	To exercise general supervision and control over the training, business, practice and employment of veterinary surgeons and veterinary paraprofessionals in Kenya and to advise the Government in relation to all aspects thereof.	399,484,256	31,685,628	367,798,628
16	Kenya Veterinary Vaccines Production Institute	06/04/1990	Legal Notice no.223 of 4th June 1990	To co-ordinate and take charge of all veterinary vaccines production in the country	12,984,513,000	100,585,000	12,883,928,000
17	Muhoroni Sugar Co. Ltd.	01/01/1964	Companies Act, Cap 486	Sugarcane growing, processing and marketing of sugar	4,719,146,286	3,748,373,423	970,772,862
18	National Bio-Safety Authority	07/01/2011	Biosafety Act No.2, 2009	To exercise general supervision and control over the transfer, handling and use of genetically modified organisms with a view to ensuring - (a) safety of human and animal health; (b) provision of an adequate level of protection of the environment	74,992,266	6,154,727	68,837,539
19	National Cereals and Produce Board	12/05/1985	National Cereals and Produce Board Act Cap 338	Trading in agricultural produce and Management of Strategic Grain Reserve	40,489,500,792	26,804,153,406	13,685,347,386
20	Nyayo Tea Zones Development Corporation	01/01/1986	Legal notice number 30 of 2002	Conservation of gazzeted forests using tea and fuel wood as buffer, while at the same time making profits from the tea and fuelwood proceeds.	6,787,646,582	876,354,917	5,911,291,663
21	Nzoia Sugar Company	01/01/1975	Companies Act, Cap 486	Production and sale of sugar and related products.	10,473,209,000	8,221,509,000	2,251,700,000
22	Pest Control Products Board	01/01/1982	Pest Control Products Act, Cap 346	Assessing the safety, efficacy, quality and economic value of pest control products with a view of registering them, if found suitable.	745,545,635	5,856,867	672,334,342
23	Pyrethrum Processing Company of Kenya Ltd	11/08/1963	Companies Act, Cap 486	To produce and supply high quality pyrethrum planting materials, purchase of dry flowers from growers to process and market value added products.	7,062,300,000	1,622,020,000	5,440,280,000

Schedule A: State Corporations Mandate/Objectives and Nets Assets/Total Equity for FY 2023/2024							
	SC Name	Establishment Date	Establishment Instrument	Mandate	Total Assets	Total Liability	Net Asset/Total Equity
24	South Nyanza Sugar Company	07/05/1976	Companies Act, Cap 486	Manufacturing and marketing of quality sugar and associated products and cane development including research.	4,939,439,026	4,939,439,026	3,839,127,004
25	Tea Board of Kenya	01/01/1950	Tea Act, No 23 of 2020	Regulation, development and promotion of the tea industry, and for connected purposes	2,028,437,749	80,787,615	1,947,650,134
26	Veterinary Medicines Directorate Council	10/09/2015	LEGAL NOTICE No. 209 of 2015 (THE VETERINARY SURG	To regulate the manufacture, importation, exportation, registration, distribution, prescription and dispensing of veterinary. Medicines and the practice of veterinary pharmacy in Kenya; and Advise the Veterinary Board thereof.	516,095,475	-	516,095,475
Sub Total					193,416,427,915	73,342,270,248	123,790,842,367
Ministry of Cooperatives and Micro, Small and Medium Enterprises (MSME)							
1	Kenya Industrial Estates	02/05/1967	Companies Act, Cap 486	Facilitating the industrial sector by promoting indigenous entrepreneurs, and incubation of SMEs to facilitate their survival and growth	6,424,376,000	394,990,000	6,029,386,000
	Micro and Small Enterprise Authority	12/31/2012	Micro and Small Enterprises Act No.55 of 2012	Promotion, Development, and Regulation of Micro and Small Enterprises	2,023,739,667	257,452,493	1,766,287,174
3	New Kenya Creameries Cooperative	11/19/2004	Companies Act, Cap 486	To carry out business of buying raw milk from farmers, processing it into various milk and dairy products and selling these products to consumers.	13,029,930,388	5,604,627,562	7,425,302,824
4	New Kenya Planters Co-operation Union	12/04/2019	Certificate of Incorporation	License Sacco societies to carry out deposit-taking business; Regulate and supervise Sacco societies; Hold manage and apply general fund for the societies, and levy contributions.	1,216,869,177	1,042,819,715	174,049,462
5	SACCO Societies Regulatory Authority	06/01/2010	Sacco Societies Act 2008	License Sacco societies to carry out deposit-taking business; Regulate and supervise Sacco societies; Hold manage and apply general fund for the societies, and levy contributions.	571,044,484	25,862,845	545,181,638
6	Youth Enterprise Development Fund	02/01/2007	Legal Notice. No.63 of 2007	Provide affordable loans to youth enterprises and facilitate marketing of products and services of youth enterprises	3,393,868,283	81,004,181	3,312,864,102
Sub Total					26,659,827,999	7,406,756,796	19,253,071,200
Ministry of Defense							
1	Kenya Meat Commission	01/01/1950	Kenya Meat Commission Act Cap. 363	To consistently purchase quality livestock, process efficiently into high quality meat and meat products and develop sustainable markets while ensuring prudent financial management for financial sustainability and profitability of the Commission.	18,384,370,647	806,608,280	17,577,762,367
2	Kenya Shipyards Limited	8/14/2020	Companies Act, Cap 486	To lead and catalyze the introduction of the new ship building industry in Eastern Africa with a focus on meeting the local demand from Kenya Navy, MDAs with maritime assets, and other public and private domestic and regional clients.	3,570,794,000	1,363,989,000	2,206,805,000
3	Kenya Space Agency	01/07/2017	Legal Notice No.22 of 2017	To promote, regulate and coordinate space related activities in Kenya.	92,569,440	-	92,569,441

Schedule A: State Corporations Mandate/Objectives and Nets Assets/Total Equity for FY 2023/2024							
	SC Name	Establishment Date	Establishment Instrument	Mandate	Total Assets	Total Liability	Net Asset/Total Equity
4	National Defence University-Kenya	5/27/2021	Universities Act 2012 (Revised 2020) Section 24	Offering specialized certificates, diplomas and degrees in areas related to defence and security, as well as other dimensions of security	149,161,333	48,022,568	101,138,765
Sub Total					22,196,895,420	2,218,619,848	19,978,275,573
Ministry of East African Community (EAC), the ASALS and Regional Development							
1	Coast Development Authority	1/18/1990	Coast Development Authority Act	To provide integrated development planning, coordination and implementation of projects and programmes within the whole of Coast Region, including the southern part of Garissa County (Ijara and Fafi) and the Kenya's Exclusive Economic Zone and for connected purposes.	1,758,828,104	217,740,074	1,767,765,430
2	Ewaso Ng'iro North Development Authority	12/01/1989	Ewaso Ng'iro North Development Authority Act	To plan and co-ordinate, the implementation of development projects, in the Ewaso Ng'iro North Basin and catchment areas.	456,082,861	194,276,601	261,806,259
3	Ewaso Ng'iro South Development Authority	12/01/1989	Ewaso Ng'iro South Development Authority Act	To plan and coordinate the implementation of development projects in the Ewaso Ng'iro South River Basin and catchment areas.	2,053,360,832	575,756,276	1,477,604,
4	Kerio Valley Development Authority	8/31/1979	Kerio Valley Development Authority Act (Cap 441)	To undertake River Basin Conservation and Management through Integrated River Basin Based Development Programmes with the key objective of propelling development to improve the region's per capita income.	15,150,609,259	789,813,116	14,360,796,144
5	Lake Basin Development Authority	01/02/1979	Lake Basin Development Authority Act (Cap 442)	To carry out integrated sustainable development planning and Implement development programmes and projects in lake basin	5,278,647,930	5,398,871,515	-120,223,583
6	National Drought Management Authority	02/01/2013	NDMA Act 2016	To exercise overall coordination over all matters relating to drought risk management and to establish mechanisms	2,083,736,267	186,582,003	1,897,154,265
7	Tana and Athi Rivers Development Authority	01/01/1974	Tana and Athi River Development Authority Act	Integrated environment protection, natural resource management and promoting economic development in Tana and Athi rivers' basins.	9,817,591,278	225,122,320	9,592,468,957
Sub Total					36,598,856,531	7,588,161,905	29,237,372,032
Ministry of Education							
1	Allupe University	7/24/2015	Legal Notice under Universities Act	Provision of University education and carry out research	1,338,963,699	113,061,791	1,225,901,908
2	Bomet University College	7/27/2017	University Charter under Universities Act	Provision of University education and carry out research	2,380,507,503	200,608,374	2,172,030,393
3	Centre for Mathematics, Science and Technology Education in Africa	07/05/2004	Section (15)2 of the Education Act CAP 211	To Provide Continuous Professional Development of Teachers in STEM Education	1,596,359,368	30,970,954	1,565,388,414
4	Chuka University	01/08/2013	Chuka University Charter under Universities Act	Provision of University education and carry out research	9,674,966,157	834,883,244	8,840,082,913

Schedule A: State Corporations Mandate/Objectives and Nets Assets/Total Equity for FY 2023/2024

	SC Name	Establishment Date	Establishment Instrument	Mandate	Total Assets	Total Liability	Net Asset/Total Equity
5	Commission for University Education	01/01/1985	Universities Act No.42 of 2012	Promote, advance, publicise and set standards relevant in the quality of university education, including the promotion and support of internationally recognised standards	2,276,602,353	139,256,797	2,137,345,558
6	Co-operative University of Kenya	02/01/1952	Co-operative University Charter under Universities	Provision of University education and carry out research	3,577,914,170	300,637,388	3,276,406,782
7	Dedan Kimathi University of Science and Technology	12/14/2012	Dedan Kimathi University of Science and Technology	Provision of University education and carry out research	6,487,148,856	519,419,716	5,967,729,140
8	Egerton University	01/01/1939	Egerton University Charter under Universities Act	Provision of University education and carry out research	7,583,280,500	9,988,128,376	-2,404,847,878
9	Eldoret National Polytechnic	01/01/1987	TVET Act 2013	Teaching & Training in TVET, research & innovation and community service as spelt out in the TVET Act 2013	5,914,464,143	171,017,264	5,743,446,879
	Garissa University	09/09/2011	Garissa University Charter under Universities Act	Provision of University education and carry out research	1,858,566,766	158,377,949	1,700,188,816
11	Higher Education Loans Board	07/01/1995	Higher Education Loans Board Act Cap 213A of 1995	Management of Higher Education Fund to assist (through loans & bursaries) to Kenyan students obtain higher education at recognized institutions	150,026,909,950	2,722,655,675	147,304,254,275
12	Jaramogi Oginga Odinga University of Science & Technology	2/13/2013	Jaramogi Oginga Odinga University Charter under Un	Provision of University education and carry out research	4,449,971,809	897,503,762	3,552,468,051
13	Jomo Kenyatta Foundation	03/02/1966	Companies Act, Cap 486	Publishing of educational materials and Provision of Scholarships to bright but needy secondary school students	1,278,250,579	688,510,180	589,740,399
14	Jomo Kenyatta University of Agriculture and Technology	01/01/1981	JKUAT University Charter under Universities Act	Provision of University education and carry out research	27,889,112,350	12,584,665,148	15,511,069,183
	Kabete National Polytechnic	01/01/1924	TVET Act 2013	Teaching & Training in TVET, research & innovation and community service as spelt out in the TVET Act 2013	4,607,949,412	148,300,761	4,459,648,651
16	Kaimosi Friends University	01/01/2015	Legal Notice under Universities Act	Provision of University education and carry out research	1,567,070,257	99,232,368	1,467,837,889
17	Karatina University	01/01/2007	Karatina University Charter under Universities Act	Provision of University education and carry out research	3,075,531,338	252,716,550	2,822,814,787
18	Kenya Coast National Polytechnic	09/01/2016	TVET Act 2013	Teaching & Training in TVET, research & innovation and community service as spelt out in the TVET Act 2013	3,278,687,799	2,881,976,353	396,711,546
19	Kenya Education Management Institute	04/01/1981	Legal Notice No.19 of 2010 and 163 of 2011	To provide management training and research and consultancy services in the education sector	2,528,823,897	16,288,887	2,512,535,013
20	Kenya Institute of Curriculum Development	01/01/1957	Kenya Institute of Curriculum Development Act	Develop, review and approve programmes, curricula and curriculum support materials that meet international standards.	13,678,378,535	7,383,970,107	6,294,408,428

Schedule A: State Corporations Mandate/Objectives and Nets Assets/Total Equity for FY 2023/2024							
	SC Name	Establishment Date	Establishment Instrument	Mandate	Total Assets	Total Liability	Net Asset/Total Equity
21	Kenya Institute of Special Education	2/14/1986	Legal Notice No. 17 of 14th February 1986	Conduct teacher training courses for teachers in various fields of education for children with special needs	4,814,414,380	192,278,218	4,622,136,162
22	Kenya Literature Bureau	07/04/1980	Kenya Literature Bureau Act, Cap 209	To publish, print and disseminate literacy, educational, cultural and scientific literature periodicals, journals, magazines, digital and electronic materials, and works of every description	6,572,821,521	2,049,328,533	4,523,492,986
23	Kenya National Commission for UNESCO	1/25/2013	Kenya National Commission for UNESCO Act No.5 2013	To promote Kenya's national interests in UNESCO and UNESCO's international interests in Kenya, regionally and globally in the areas of education, sciences, culture, and communication and information	160,403,545	35,532,968	124,870,577
24	Kenya National Examinations Council	08/01/1980	KNEC Act Chapter 225A of (1980).	Conduct public academic, technical and other national examinations within Kenya at basic and tertiary levels	5,822,144,866	2,111,350,781	3,710,794,085
25	Kenya National Qualifications Authority	1/14/2015	Kenya National Qualifications Framework Act of 201	To establish and maintain the Kenya National Qualifications Framework	177,698,690	22,727,993	154,970
26	Kenya Technical Trainers College	01/01/1978	TVET Act 2013	Train Technical Trainers as well as provide in-service courses for all Technical and Vocational Institutions' employees	26,990,789,133	9,460,029	26,981,329,104
27	Kenya Universities and Colleges Central Placement Service	1/27/2014	Universities Act 2012	Co-ordinate the placement of the government sponsored students to universities and colleges	1,715,326,693	155,170,172	1,560,156,520
28	Kibabii University	11/14/2015	Kibabii University Charter under Universities Act	Provision of University education and carry out research	2,787,127,078	445,249,095	2,341,877,983
29	Kirinyaga University	10/07/2016	Kirinyaga University Charter under Universities Act	Provision of University education and carry out research	2,839,882,813	152,121,456	2,687,761,357
30	Kisii National Polytechnic	12/19/1971	TVET Act 2013	Teaching & Training in TVET, research & innovation and community service as spelt out in the TVET Act 2013	3,145,435,312	234,953,662	2,910,481,648
31	Kisii University	8/23/2007	Kisii University Charter under Universities Act	Provision of University education and carry out research	4,192,291,000	984,568,000	3,207,72
32	Kisumu National Polytechnic	01/01/1967	TVET Act 2013	Teaching & Training in TVET, research & innovation and community service as spelt out in the TVET Act 2013	2,876,469,424	300,110,576	2,576,358,848
33	Kitale National Polytechnic	3/22/1989	TVET Act 2013	Teaching & Training in TVET, research & innovation and community service as spelt out in the TVET Act 2013	3,934,831,806	275,058,580	3,659,773,226
34	Koitaleel Samoei University College	09/06/2018	Legal Notice under Universities Act	Provision of University education and carry out research	631,965,027	25,165,065	606,799,963
35	Laikipia University	10/23/2009	Laikipia University Charter under Universities Act	Provision of University education and carry out research	2,724,849,606	434,726,200	2,290,123,407

Schedule A: State Corporations Mandate/Objectives and Nets Assets/Total Equity for FY 2023/2024							
SC Name	Establishment Date	Establishment Instrument	Mandate	Total Assets	Total Liability	Net Asset/Total Equity	
36	Maasai Mara University	03/01/2013	Maasai Mara University Charter under Universities	Provision of University education and carry out research	2,828,810,864	832,600,444	1,996,210,420
37	Machakos University	10/07/2016	Machakos University Charter under Universities Act	Provision of University education and carry out research	3,612,303,244	306,099,528	3,306,203,715
38	Mama Ngina University College	02/01/2017	Legal Notice under Universities Act	Provision of University education and carry out research	732,177,643	18,059,812	714,117,831
39	Maseno University	01/01/1991	Maseno University Charter under Universities Act	Provision of University education and carry out research	7,239,325,661	828,126,799	6,411,198,862
40	Masinde Muliro University of Science & Technology	01/01/2007	Masinde Muliro University Charter under Universiti	Provision of University education and carry out research	7,483,827,352	778,977,746	6,704,849,606
41	Meru National Polytechnic	06/09/2016	TVET Act 2013	Teaching & Training in TVET, research & innovation and community service as spelt out in the TVET Act 2013	4,352,692,373	58,465,765	4,294,226,607
42	Meru University of Science & Technology	01/01/2013	Meru University Charter under Universities Act	Provision of University education and carry out research	5,610,305,308	612,799,008	4,997,506,301
43	Moi University	06/01/1984	Moi University Charter under Universities Act	Provision of University education and carry out research	9,379,679,000	7,903,810,000	1,475,869,000
44	Multimedia University of Kenya	11/01/2008	Multimedia University Charter under Universities A	Provision of University education and carry out research	3,525,825,889	3,372,550,775	153,275,114
45	Muranga University of Technology	10/07/2016	Murang'a University of Technology Charter under Un	Provision of University education and carry out research	3,058,251,600	248,392,602	2,809,858,998
46	National Commission for Science, Technology and Innovation	6/24/2013	Science, Technology and Innovation Act 2013	To regulate and assure quality in the science, technology and innovation sector and advise the government in matters related thereto.	1,585,332,120	185,735,387	1,399,596,733
47	National Council for Nomadic Education (NACONEK)	05/01/2015	Basic Education Act of 2013 Section 94.	Initiate the development, implementation and review of policies on all matters relating to education in the ASAL regions, Pockets of Poverty areas and Urban Informal Settlements of Kenya.	214,095,073	3,027,875,855	-2,813,780,783
48	National Research Fund	11/09/2015	Science Technology and Innovation (ST&I) Act of 20	To mobilize, allocate and manage financial resources to facilitate an effective national innovation system that would create required innovations	261,857,595	250,155,535	-
49	North Eastern National Polytechnic	02/03/1983	TVET Act 2013	Teaching & Training in TVET, research & innovation and community service as spelt out in the TVET Act 2013	1,603,618,278	29,043,645	1,574,574,633
50	Nyandarua National Polytechnic	01/01/2006	TVET Act 2013	Teaching & Training in TVET, research & innovation and community service as spelt out in the TVET Act 2013	641,769,761	61,337,811	580,431,950
51	Nyeri National Polytechnic	01/01/1977	TVET Act 2013	Teaching & Training in TVET, research & innovation and community service as spelt out in the TVET Act 2013	2,618,211,207	28,052,401	2,590,158,806

Schedule A: State Corporations Mandate/Objectives and Nets Assets/Total Equity for FY 2023/2024							
	SC Name	Establishment Date	Establishment Instrument	Mandate	Total Assets	Total Liability	Net Asset/Total Equity
52	Pwani University	8/23/2007	Pwani University Charter under Universities Act	Provision of University education and carry out research	2,049,403,000	329,684,000	1,719,719,000
53	Rongo University	10/07/2016	Rongo University Charter under Universities Act	Provision of University education and carry out research	2,110,089,441	391,988,961	1,816,812,362
54	School Equipment Production Unit	12/06/1976	Companies Act, Cap 486	Design, manufacture, supply and distribute science materials and apparatus for educational institutions	815,398,434	12,410,205	846,412,309
55	Sigalagala National Polytechnic	06/01/2016	The Sigalagala National Polytechnic Order No.	Teaching & Training in TVET, research & innovation and community service as spelt out in the TVET Act 2013	1,792,630,822	25,503,671	1,767,127,151
56	South Eastern Kenya University	03/01/2013	South Eastern Kenya University Charter	Provision of University education and carry out research	4,610,128,289	357,071,937	4,253,056,352
57	Technical and Vocational Education and Training Authority	6/24/2013	TVET Act 2013	To Coordinate and regulate technical institutions through registering, accrediting TVET institutions, programmes and trainers	351,891,279	7,989,073	343,902,203
58	Technical University of Kenya	1/15/2013	Technical University of Kenya Charter	Provision of University education and carry out research	7,319,872,450	7,603,168,599	-283,29
59	Technical University of Mombasa	1/30/2013	Technical University of Mombasa	Provision of University education and carry out research	3,681,403,966	740,990,428	2,940,413,538
60	Tharaka University	6/27/2017	Legal Notice under Universities Act	Provision of University education and carry out research	995,599,800	72,472,053	923,127,746
61	Tom Mboya University	4/16/2016	Legal Notice under Universities Act	Provision of University education and carry out research	2,210,816,566	208,681,538	2,002,135,027
62	Turkana University College	1/27/2017	Legal Notice under Universities Act	Provision of University education and carry out research	962,263,326	51,265,881	910,993,931
63	TVET Curriculum Development, Assessment and Certification Council	10/31/2014	TVET Act, No. 29 of 2013	Undertake design and development of curricula for the training institutions' examination, assessment and competence certification	138,904,158	8,638,450	130,265,708
64	University of Eldoret	02/11/2013	The Universities Act, 2012 (No.42 of 2012)	Provision of University education and carry out research	2,413,196,062	726,560,471	1,686,635,591
65	University of Embu	06/11/2011	Universities Act, 2012 / Legal notice no 65 of 11	Provision of University education and carry out research	4,088,272,802	1,669,581,293	2,418,691,508
66	University of Kabianga	03/01/2013	University of Kabianga Charter under Universities	Provision of University education and carry out research	2,795,604,060	1,045,629,426	1,749,974,633
67	University of Nairobi	01/01/2013	University of Nairobi Charter under Universities A	Provision of University education and carry out research	218,258,424,558	17,895,701,371	200,362,723,188
68	University of Nairobi Enterprises and Services	5/23/1996	Companies Act, Cap 486	To coordinate the Income Generating Activities undertaken by the Faculties, Departments, or other organs of the University of Nairobi	317,342,882	370,999,434	-53,656,548
Sub Total					634,115,235,198	97,620,402,876	536,823,146,053

Schedule A: State Corporations Mandate/Objectives and Nets Assets/Total Equity for FY 2023/2024

	SC Name	Establishment Date	Establishment Instrument	Mandate	Total Assets	Total Liability	Net Asset/Total Equity
Ministry of Energy and Petroleum							
1	Energy & Petroleum Regulatory Authority	3/28/2019	Energy Act 2019	Regulate generation, importation, exportation, transmission, distribution, supply and use of (i) electrical energy (ii) petroleum and petroleum products. Regulate, monitor and supervise upstream petroleum operations in Kenya	1,539,470,906	1,084,359,222	455,111,684
2	Geothermal Development Company	12/02/2008	Companies Act, Cap 486	Removing upfront risks and reducing costs through infrastructural development exploration works and production drilling	117,708,511,000	6,563,469,000	111,145,042,000
3	Kenya Electricity Generating Company	1/19/1998	Companies Act, Cap 486	Generating electricity through development, management, and operation of power plants	490,283,488,379	212,177,388,262	278,106,100,119
4	Kenya Electricity Transmission Company	12/02/2008	Companies Act, Cap 486	Plan, Design, Construct, Own, Operate and Maintain High Voltage Electricity Transmission Grid and Regional Power Interconnectors	243,981,196,000	245,972,099,000	-1,990,903,000
5	Kenya Pipeline Company	9/15/1973	Companies Act, Cap 486	To own, manage or operate such pipelines and any other pipelines (whether or not built by the Company) and all ancillary pumping, storage and other facilities and such other plant, equipment and installations, movable and immovable, as the Company may consider desirable and to manufacture, construct, maintain or modify any of the same	120,242,561,815	31,158,915,890	89,083,645,924
6	Kenya Power and Lighting Company	06/01/1922	Companies Act, Cap 486	To plan for sufficient electricity generation and transmission capacity to meet demand; build and maintain the power distribution and transmission network and retail electricity	358,086,199,000	287,391,221,000	87,314,162,000
7	National Oil Corporation of Kenya	04/03/1981	Companies Act, Cap 486	To procure and supply petroleum products, and carry on business of exploring for, exploiting, producing, transporting, refining, storing, marketing, and distributing petroleum products	12,638,627,128	16,762,348,752	-4,123,721,270
	Nuclear Power and Energy Agency	11/16/2012	Energy Act, 2019	To promote and develop nuclear energy	559,270,062	97,932,135	461,337,929
9	Rural Electrification and Renewable Energy Corporation	01/06/2006	Energy Act 2019	To develop and promote the use of renewable energy; increase electricity connectivity; promote Research and Development in Renewable Energy.	138,939,893,000	17,952,879,000	120,987,014,000
Sub Total					1,483,979,217,290	819,160,612,261	681,437,789,386
Ministry of Environment and Forestry							
1	Kenya Forest Service	01/01/2007	Forest Conservation and Management Act, 2016	To conserve, develop and sustainably manage all forest resources including rational utilization of all forest resources for the socioeconomic development of the country and for connected purposes	101,452,747,317	100,228,773,417	1,223,973,900
2	Kenya Forestry Research Institute	07/01/1986	Science, Technology and Innovation Act No 28 of 20	To conduct research in forestry and allied natural resources, disseminate research findings.	6,795,732,812	592,323,557	6,203,409,255

Schedule A: State Corporations Mandate/Objectives and Nets Assets/Total Equity for FY 2023/2024							
	SC Name	Establishment Date	Establishment Instrument	Mandate	Total Assets	Total Liability	Net Asset/Total Equity
3	National Environment Trust Fund	01/01/2008	EMCA 1999	To facilitate research intended to further the requirements of environmental management	49,741,240	28,665,820	21,075,422
4	National Environmental Management Authority	01/01/2003	EMCA 1999	To exercise general supervision and coordination over all matters relating to the environment and to be the principal instrument of the Government of Kenya in the implementation of all policies relating to the environment	1,237,318,000	1,110,845,000	126,473,000
Sub Total					109,535,539,369	101,960,607,794	7,574,931,577
Ministry of Gender, Culture, The Arts and Heritage							
1	Anti-Female Genital Mutilation Board	12/05/2013	Prohibition of Female Genital Mutilation Act, 2011	To design, supervise and co-ordinate public awareness programmes against the practice of female genital mutilation	34,844,909	1,672,777	33,172,132
2	Bomas of Kenya	09/11/1970	Companies Act, Cap 486	Maintenance, preservation, education and development of Kenya's niche diverse cultures	2,684,232,838	322,532,462	2,361,700,376
3	National Heroes Council	01/01/2014	Kenya Heroes Act No. 5 of 2014	To establish criteria for the identification, selection, honouring and categorizing of national heroes.	73,557,104	8,505,267	65,051,837
4	National Museums of Kenya	01/01/1910	National Museums and Heritage Act, No. 6 of 2006	To collect, preserve, study, document and present Kenya's past and present cultural and natural heritage	32,318,010,986	844,379,716	31,473,631,270
5	Women Enterprise Fund	08/01/2007	Legal Notice No.147 of 2007	Provision of affordable and accessible credit to women for enterprise development	4,396,924,965	153,896,383	4,243,028,582
Sub Total					39,507,570,802	1,330,986,605	38,176,584,197
Ministry of Health							
1	Kenya Health Professions Oversight Authority (KHPOA)	05/01/2019	Health Act No. 21 of 2017	To maintain a duplicate register of all health professionals working within the national and county health system. Promote and regulate inter-professional liaison between statutory regulatory bodies	5,252,706	1,404,393	50,562,468
2	Kenya Medical Practitioners and Dentist Council	01/01/1978	Medical Practitioners and Dentists Act	To regulate the practice of medicine, dentistry and health institutions in Kenya	1,372,974,084	87,754,935	1,113,510,804
3	Kenya Medical Research Institute	01/01/1979	Science, Technology and Innovation Act No 28 of 20	To carry out research in human health and disseminate and translate the research findings	23,683,074,561	3,314,906,033	20,368,168,527
4	Kenya Medical Supplies Authority	1/25/2013	The Kenya Medical Supplies Act 2013	Procure, warehouse and distribute drugs and medical supplies for prescribed public health programmes, the national strategic stock reserve, 5prescribed essential health packages and national referral hospitals	30,949,528,069	18,556,128,912	12,393,399,156
5	Kenya Medical Training College	01/01/1990	Kenya Medical Training College Act	To provide facilities for college education for national health manpower requirements	33,259,695,295	769,598,228	32,490,097,067
6	Kenyatta National Hospital	04/06/1987	Legal Notice No.109 of 1987	To provide referral services within and outside Kenya for specialized healthcare services	21,176,435,075	15,572,108,121	5,604,326,953
7	Kenyatta University Teaching and Referral Hospital	1/25/2019	Legal Notice Number 4 of the State Corporations Act	To provide referral services within and outside Kenya for specialized healthcare services	12,379,245,618	1,917,780,791	10,461,465,723
8	Moi Teaching and Referral Hospital	06/12/1998	Legal Notice Number 78 of 1998.	To provide referral services within and outside Kenya for specialized healthcare services	8,569,337,994	3,093,386,568	5,475,951,431

Schedule A: State Corporations Mandate/Objectives and Nets Assets/Total Equity for FY 2023/2024							
	SC Name	Establishment Date	Establishment Instrument	Mandate	Total Assets	Total Liability	Net Asset/Total Equity
9	National Hospital Insurance Fund	12/31/1998	NHIF Act 9 of 1998	To contribute towards universal health coverage in the provision of affordable, accessible, sustainable and quality health insurance through strategic resource pooling and healthcare purchasing in collaboration with stakeholders	40,195,635,554	32,985,367,542	7,210,268,012
10	National Syndemic Diseases Control Council	11/23/1999	Legal Notice Number 170 of 1999; State Corporation	Coordinate Multi-sectoral HIV Response in Kenya	670,123,623	339,468,485	330,655,140
11	Nursing Council of Kenya	01/01/1957	Nurses and Midwives Act, Cap 257	To establish and improve standards of all branches of the nursing profession, professional nursing and of health care in all their aspects and to safeguard the interests of all nurses	232,993,975	92,355,789	140,638,196
12	Pharmacy and Poisons Board	01/01/1957	Pharmacy and Poisons Act 1957	Safeguarding the health of the public by ensuring that medicines and health products comply with acceptable standards of quality, safety and efficacy and to regulate the practice of pharmacy and drugs	1,427,167,433	6,969,149	1,382,609,761
13	The Kenya BioVax Institute Limited	9/26/2021	Certificate of Incorporation as Private Limited Co	To manufacture, package and commercialize specialized health products and technologies including vaccines, therapeutics and other biomedical products	727,766,226	11,263,283	716,502,943
Sub Total					174,649,230,213	76,748,492,229	97,738,156,181
Ministry of Information, Communications and the Digital Economy							
1	Communications Authority of Kenya	07/01/1998	Kenya Information and Communications Act, 1998	License and regulate the provision of Telecommunication, Radio-Communication, Postal and Courier, Broadcasting, Multimedia and Electronic Commerce services	34,033,090,226	6,965,121,805	27,067,968,421
2	Information & Communication Technology Authority	8/16/2013	Legal Notice	Set and enforce ICT standards and guidelines for the human resource, infrastructure, processes and system and technology for the public office and public service	2,724,416,497	1,808,035,143	916,381,355
3	Kenya Broadcasting Corporation	01/01/1989	Kenya Broadcasting Corporation Act, Cap 221	To undertake public broadcasting services in order to inform, educate and entertain the public	17,467,945,265	94,288,704,638	-76,820,759,667
4	Kenya Institute of Mass Communication	12/30/2011	Legal Notice 197 of 2011 (Amended 2012)	Offer training in communication and cinematic arts	3,138,093,541	21,041,494	3,125,951,217
5	Kenya Yearbook Editorial Board	11/08/2007	Legal Notice No. 187 of 2007	To periodically compile, edit and publish the Kenya Year book annually.	111,891,581	72,405,722	39,485,859
6	Konza Technopolis Development Authority	04/05/2012	Legal Notice No.23 of 2012	To plan, develop, regulate and manage Konza Technocity as a world class, mixed use and sustainable city	65,860,840,000	572,562,000	65,288,278,000
7	Media Council of Kenya	12/27/2013	Media Council Act	To Set Media Standard, Monitor and Ensure Compliance	405,732,836	206,203,658	199,529,180
8	Postal Corporation of Kenya	01/01/1998	PCK Act Cap 411 of 1998	To provide and operate postal services, postal financial services, and perform other functions	13,677,092,902	9,671,522,918	4,005,569,984
Sub Total					137,419,102,848	113,605,597,378	23,822,404,349

Schedule A: State Corporations Mandate/Objectives and Nets Assets/Total Equity for FY 2023/2024							
	SC Name	Establishment Date	Establishment Instrument	Mandate	Total Assets	Total Liability	Net Asset/Total Equity
Ministry of Interior and National Administration							
1	National Authority for Campaign Against Alcohol & Drug Abuse	6/29/2007	Legal Notice No. 140 of 2007	To coordinate multisectoral response to alcohol and drug abuse	388,316,617	144,543,741	243,772,878
2	National Crime Research Centre	01/01/1997	National Crime Research Centre Act No. 4 of 1997	To carry out research on crime, root causes, crime prevention and to disseminate research findings and recommendations to Government agencies concerned with the administration of criminal justice and other stakeholders	45,488,135	4,578,798	40,909,338
3	NGOs Co-ordination Board	01/01/1990	NGOs Act No. 19 of 1990	To maintain the register of National and International NGOs operating in Kenya, with the precise sectors, affiliations and locations of their activities	49,155,385	13,652,977	35,502,408
Sub Total					482,960,137	162,775,516	320,184,624
Ministry of Labour and Social Protection							
1	National Council for Children Services	4/13/2017	Children Act, 2022	To regulate, exercise general supervision, oversight and co-ordinate child rights and welfare activities and to advise the Government on all aspects thereof	114,374,076	4,012,192	110,361,884
2	National Council for Persons With Disabilities	11/04/2004	The Persons with Disabilities Act No. 14 of 2003	Formulate and develop measures and policies designed to achieve equal opportunities for persons with disabilities by ensuring to the maximum extent possible that they obtain education and employment, and participate fully in the political, sporting recreational and cultural activities and are afforded full access to community and social services	901,529,650	115,859,500	785,670,150
3	National Industrial Training Authority	11/14/2011	Industrial Training Act Cap of 2011	The Authority provides, facilitates, promotes, regulates and coordinates integrated industrial training for a globally competitive human resource	10,335,707,975	908,453,420	9,427,254,554
4	National Social Security Fund	07/01/1965	NSSF Act 2013	To provide adequate income replacement to members, through prudent investments and prompt payment of benefits	402,298,254,738	2,050,536,028	400,247,718,713
Sub Total					413,649,866,439	3,078,861,140	410,571,005
Ministry of Lands, Public Works, Housing and Urban Development							
1	National Construction Authority	06/08/2012	National Construction Authority Act No. 41 of 2011	To regulate and enforce standards and bring sanity in the local construction industry	1,639,024,032	495,474,360	1,143,549,673
2	National Housing Corporation	01/02/1967	Housing Act, Cap 117	To implement National Housing Policies and Programs	22,572,144,179	1,773,040,612	20,799,103,567
Sub Total					24,211,168,211	2,268,514,972	21,942,653,240
Ministry of Mining, Blue Economy and Maritime Affairs							
1	Bandari Maritime Academy	11/28/2018	Legal Notice No. 233 of 28th November 2018	Teaching, training, scholarship, innovation and research in maritime skills	1,789,048,710	132,720,105	1,656,328,604
2	Fish Levy Trust Fund	01/01/2016	Fisheries Management and Development Act no. 35 of	To provide supplementary funding of activities geared towards management, development and capacity building, awards.	5,497,765	-	5,497,765

Schedule A: State Corporations Mandate/Objectives and Nets Assets/Total Equity for FY 2023/2024

	SC Name	Establishment Date	Establishment Instrument	Mandate	Total Assets	Total Liability	Net Asset/Total Equity
3	Kenya Fish Marketing Authority	1/15/2016	Fisheries Management and Development Act No. 35 of	To market Kenyan fish and fisheries products abroad	1,931,726	-	1,931,726
4	Kenya Fishing Industries Corporation	11/23/2018	Legal Notice No. 214 of 2018	Exploit fishery resources in the Kenya fishery waters and high seas by promoting the establishment, development and efficiency of businesses engaged in the fishing and fishing related activities	98,369,528	70,391,630	14,622,093
5	Kenya Marine and Fisheries Research Institute	5/17/2016	Science and Technology Act, Chapter 250	Undertake research in marine and fresh water fisheries, aquaculture, environmental and ecological studies in order to provide scientific data and information for suitable exploitation, management and conservation of Kenya's fisheries resources and other aquatic resources.	2,398,538,930	171,914,403	2,226,624,527
6	Kenya Maritime Authority	6/21/2004	Legal Notice Number 79 of 2004	To regulate, co-ordinate and oversee maritime affairs	4,621,882,843	702,295,891	3,919,657,787
7	Kenya National Shipping Line	11/02/1987	Companies Act, Cap 486	To providing cost effective, efficient and integrated shipping services	425,651,906	49,994,496	375,657,409
8	National Mining Corporation	01/01/1958	Mining Act No.12 of 2016	To actively participate in mining through exploration, increased mineral reserves discoveries, mergers and acquisition of mining enterprises	177,776,722	32,006,760	145,769,962
Sub Total					9,518,698,130	1,159,323,285	8,346,089,873
Ministry of Public Service, Performance and Delivery Management							
1	Human Resource Management Professional Examination Board	12/31/2012	Human Resource Management Professionals Act, 52 o	To prepare and conduct examinations for persons seeking registration under the Act. Prescribe and regulate syllabuses of instruction for human resource management professionals examinations	76,026,994	15,281,461	60,745,534
2	Kenya School of Government	01/07/2012	Kenya School of Government Act No. 9 of 2012	To provide learning and development programmes to build capacity for the Public Service	11,275,586,567	2,192,138,294	9,083,448,273
3	National Youth Service	12/31/2018	NYS Act No. 17 of 2018	To undertake paramilitary training, vocational training, professional and personal development programmes and activities of members of the Service	33,980,971,317	3,879,521,551	30,101,449,763
Sub Total					45,332,584,878	6,086,941,306	39,245,643,570
Ministry of Roads and Transport							
1	Kenya Airports Authority	5/31/1991	Kenya Airports Authority Act. Chapter. 395	Construct and operate aerodromes and other related facilities as are necessary to enable safe, secure and efficient aerodrome operations	1,056,584,539,476	28,235,400,871	1,028,349,138,605
2	Kenya Civil Aviation Authority	10/24/2002	Civil Aviation Act, 2013	Regulation and oversight of Aviation Safety & Security; Economic regulation of Air Services and development of Civil Aviation; Provision of Air Navigation Services, and Training of Aviation personnel	30,827,141,564	7,825,320,351	23,001,821,214

Schedule A: State Corporations Mandate/Objectives and Nets Assets/Total Equity for FY 2023/2024							
	SC Name	Establishment Date	Establishment Instrument	Mandate	Total Assets	Total Liability	Net Asset/Total Equity
3	Kenya National Highways Authority	09/07/2007	Kenya Roads Act, 2007	Management, development, rehabilitation and maintenance of national roads; international trunk roads (Class A), national trunk roads (Class B), and superhighways (Class S)	807,998,147,261	96,773,625,211	711,224,522,050
4	Kenya Ports Authority	1/20/1978	Kenya Ports Authority Act, Cap 391	To maintain, operate, improve and regulate all sea and inland waterway ports in Kenya.	351,531,707,000	80,097,107,000	271,434,600,000
5	Kenya Railways Corporation	1/20/2011	Kenya Railways Corporation Act, Cap 397	Provide effective railway services and promote, facilitate and participate in railway networks developments	788,484,585,651	904,065,434,869	-115,580,849,217
6	Kenya Roads Board	01/06/2000	Kenya Roads Act, 2007	To oversee the road network in Kenya and coordinate its development, rehabilitation and maintenance funded by the KRB Fund	893,289,513	743,101,544	150,187,968
7	Kenya Rural Roads Authority	4/24/2009	Kenya Roads Act, 2007	To Manage, Develop, Rehabilitate and Maintain the rural road network in the country	187,634,141,230	77,162,053,968	297,267,209,456
8	Kenya Urban Roads Authority	09/03/2007	Kenya Roads Act, 2007	Management, Development, Rehabilitation and Maintenance of National Urban Trunk Roads	170,885,686,036	17,171,292,351	153,714,393,685
9	Nairobi Metropolitan Area Transport Authority	2/17/2017	Legal Notice no. 18 of 17th February 2017	Oversee establishment of an Integrated Public Transport within Nairobi Metropolitan Area	3,233,980,600	1,576,828,516	1,657,152,083
10	National Transport and Safety Authority	10/26/2012	NTSA Act No. 13 of 2012	Plan, manage and regulate the road transport sector	2,032,946,360	716,242,393	1,316,703,968
	Sub Total				3,400,106,164,691	1,214,366,407,074	2,372,534,879,812
Ministry of Tourism and Wildlife							
1	Kenya Safari Lodges and Hotels	01/01/1966	Companies Act, Cap 486	Ownership and operation of hotel and lodge facilities in Kenya, to provide accommodation and conference facility services.	2,033,196,000	917,789,000	1,131,540,000
2	Kenya Tourism Board	2/14/1997	Tourism Act, 2011	Develop, implement and coordinate a national tourism marketing strategy	596,604,462	547,034,706	49,569,665
3	Kenya Utalii College	01/01/1975	Tourism Act, 2011	To undertake tourism and hospitality training and capacity building for the tourism sector.	7,266,640,507	3,129,705,148	4,136,935,357
4	Kenya Wildlife Service	1/15/1990	Wildlife Conservation and Management Act, 2013	Conserve and manage national parks, wildlife conservation areas and sanctuaries	14,268,132,178	8,435,079,621	5,833,053,361
5	Kenyatta International Convention Centre	09/01/2012	Tourism Act, 2011	Organize and host meetings and provide incentives for Conventions and exhibitions at the Convention Centre	6,997,588,668	1,147,325,726	5,853,666,866
6	Tourism Fund	01/01/1972	Tourism Act, 2011	Finance the development of tourism products and services including financing: marketing of Kenya as tourist destination through the Kenya Tourist Board, Tourism Protection Service..	4,079,415,760	892,352,568	3,187,063,192
7	Tourism Promotion Fund (TPF)	04/12/2019	Legal Notice No. 24 of 2019	Financing development, promotion and branding programmes and initiatives in relation to tourism products including tourism niche products and tourism events	453,653,560	-	1,713,760,685

Schedule A: State Corporations Mandate/Objectives and Nets Assets/Total Equity for FY 2023/2024							
	SC Name	Establishment Date	Establishment Instrument	Mandate	Total Assets	Total Liability	Net Asset/Total Equity
8	Tourism Regulatory Authority	04/01/2014	Tourism Act, 2011	To regulate the tourism sector in Kenya	274,171,740	115,557,620	158,614,118
9	Tourism Research Institute	01/08/2016	Tourism Act, 2011	To undertake and coordinate tourism research and analysis and generate data to inform decision making by the government and private sector on tourism matters so as to ensure competitiveness of destination Kenya and sustained growth in the global, regional and domestic markets	58,704,168	20,646,101	38,058,627
10	Wildlife Research & Training Institute	1/14/2020	Wildlife Conservation and Management Act, 2013	To undertake and coordinate wildlife research and training to enhance planning and decision making in wildlife conservation and management.	924,581,208	79,582,889	844,998,320
11	Wildlife Research & Training Institute						
Sub Total					36,952,688,251	15,285,073,379	22,947,260,191
Ministry of Trade, Investments and Industry							
1	Anti-Counterfeit Authority	06/04/2010	Anti-Counterfeit Act No. 13 of 2008	Enlighten and inform the public on matters relating to counterfeiting, combat counterfeiting, trade and other dealings in counterfeit goods, and devise and promote training programs to combat counterfeiting	503,229,863	8,482,651	494,747,213
2	East African Portland Cement Company	02/10/1933	Companies Act, Cap 486	To manufacture and sell cement and innovative cement products and solutions	35,189,035,000	14,696,853,000	20,364,433,000
3	Golf Hotel	12/20/1979	Companies Act, Cap 486	To provide accommodation and conference facility services	742,829,420	96,942,723	645,886,698
4	Kenya Accreditation Service	05/11/2009	Kenya Accreditation Service Act, 2019	Assess and accredit conformity assessment bodies and Promote accreditation in Kenya	220,290,415	160,712,032	59,578,383
5	Kenya Bureau of Standards	07/01/1974	Standards Act, Chapter 496	To promote standardization in industry and commerce	5,980,989,165	2,510,508,840	3,530,508,785
	Kenya Development Corporation	11/27/2020	Companies Act, Cap 486	To promote sustainable economic development by providing development finance, infrastructure finance, business support and advisory services to medium and large scale industries, infrastructure projects and commercial undertakings in target sector in Kenya and elsewhere.	40,095,620,913	2,864,276,874	37,231,344,039
7	Kenya Export Promotion and Branding Agency	01/09/2019	Legal notice No.110 of 2019	To implement export promotion and nation branding initiatives and policies to promote Kenya's exports of goods and services worldwide	510,432,007	181,641,829	328,790,178
8	Kenya Industrial Property Institute	01/01/2001	Industrial Property Act, No. 3 of 2001	To promote inventive and innovative activities, facilitate the acquisition of technology through registration and regulation of patents, utility models, technovations, industrial designs and trade marks	571,238,770	464,000	570,774,770
9	Kenya Industrial Research and Development Institute	01/03/1979	Kenya Industrial Research and Development Institut	Undertake research, development and innovation in industrial and allied technologies	6,505,325,257	823,275,273	5,682,049,984

Schedule A: State Corporations Mandate/Objectives and Nets Assets/Total Equity for FY 2023/2024							
	SC Name	Establishment Date	Establishment Instrument	Mandate	Total Assets	Total Liability	Net Asset/Total Equity
10	Kenya Investment Authority	5/30/1986	Investment Promotion Act No. 6 of 2004	To promote and facilitate both domestic and foreign investments in Kenya	262,567,646	43,770,208	218,591,437
11	Kenya National Trading Corporation	01/01/1965	Companies Act, Cap 486	Promoting and growing wholesale and retail trade.	13,470,495,868	15,477,505,392	-2,007,009,521
12	Numerical Machining Complex	01/04/1994	Companies Act, Cap 486	Commercial Production of steel, Engineering Design and Development of Machinery and Components	17,842,130,744	72,752,312	17,769,378,432
13	Rivatex East Africa Limited	8/16/2007	company Act 2015	Development, design, manufacture and conversion of textile products.	6,655,633,020	152,598,940	6,503,034,080
14	Scrap Metal Council	1/23/2015	Scrap Metal Act 2015	To control and regulate the dealings in scrap and metal business, and for any other purposes connected herewith	121,419,251	300,000	-
15	Special Economic Zones Authority	12/15/2015	SEZ Act No. 16 of 2015	To promote and facilitate global and local investors, the development and management of enabling environment	753,555,817	76,710,835	676,844,982
16	Sunset Hotel	1/28/1976	Companies Act, Cap 486	Operation of the hotel facility mainly focusing on provision of accommodation and conferencing facilities	497,449,705	320,788,048	286,176,961
17	Warehouse Receipt Systems Council	07/01/2020	Warehouse Receipt System Act No. 8 of 2019	To facilitate the establishment, maintenance and development of the Warehouse Receipt System for agricultural commodities produced in Kenya.	21,547,945	3,962,282	17,585,664
Sub Total					129,943,790,806	37,491,545,239	92,372,715,085
Ministry of Water, Sanitation and Irrigation							
1	Athi Water Works Development Agency	4/26/2019	Water Act, 2016	Undertake the development, maintenance and management of the national public water works within its area of jurisdiction	126,545,202,923	127,971,458,640	-1,426,255,720
2	Central Rift Valley Water Works Development Agency	2/25/2004	Water Act, 2016	Undertake the development, maintenance and management of the national public water works within its area of jurisdiction	12,869,477,107	5,044,295,063	7,825,182,044
3	Coast Water Works Development Agency	05/03/2019	Water Act, 2016	Undertake the development, maintenance and management of the national public water works within its area of jurisdiction	22,547,057,063	20,306,358,827	2,240,698,237
4	Hydrologists Registration Board	07/07/2017	Hydrologists Act, No. 19 of 2017	To regulate, co-ordinate and oversee the practice of hydrology	6,512,403	1,079,708	5,432,695
5	Kenya Water Institute	11/13/2001	Kenya Water Institute Act, 2001	To provide directly or in collaboration with other institutions of higher learning, services in human resources development, consultancy, research and development in the water sector on commercial basis	2,937,510,601	730,961,069	2,206,549,531
6	Lake Victoria North Water Works Development Agency	03/12/2004	Water Act, 2016	Undertake the development, maintenance and management of the national public water works within its area of jurisdiction	17,678,986,698	16,172,635,608	1,506,351,090
7	Lake Victoria South Water Works Development Agency	4/26/2019	Water Act, 2016	Undertake the development, maintenance and management of the national public water works within its area of jurisdiction	21,694,698,204	11,985,473,725	9,709,224,477

Schedule A: State Corporations Mandate/Objectives and Nets Assets/Total Equity for FY 2023/2024

	SC Name	Establishment Date	Establishment Instrument	Mandate	Total Assets	Total Liability	Net Asset/Total Equity
8	National Irrigation Authority	8/16/2019	Irrigation Act 2019	Develop and improve irrigation infrastructure for national or public schemes	39,756,323,232	1,818,514,852	37,937,808,379
9	National Water Harvesting and Storage Authority	06/01/2016	Water Act, 2016	Undertake on behalf of the national government, the development of national public water works for water resources storage and flood control.	36,277,016,461	1,193,850,008	35,083,166,453
10	North Rift Valley Water Works Development Agency	02/07/2020	Water Act, 2016	Undertake the development, maintenance and management of the national public water works within its area of jurisdiction	787,384,238	18,806,097	768,578,140
11	Northern Water Works Development Agency	03/12/2004	Water Act, 2016	Undertake the development, maintenance and management of the national public water works within its area of jurisdiction	1,933,207,398	68,083,221	1,865,124,177
12	Regional Center on Ground Water Resources Education Training and Research	12/18/2015	Legal Notice No. 252 of 18th December 2015	Undertake research, training and education in groundwater resources management	94,719,092	61,754,369	32,964,723
13	Tana Water Works Development Agency	08/12/2005	Legal Notice No. 101 of 12th August 2005	Undertake the development, maintenance and management of the national public water works within its area of jurisdiction	19,772,568,305	12,453,972,692	7,318,595,613
14	Tanathi Water Works Development Agency	4/26/2019	Water Act, 2016	Undertake the development, maintenance and management of the national public water works within its area of jurisdiction	11,489,248,013	8,135,790,860	3,353,457,164
15	Water Resources Authority	4/21/2017	Water Act, 2016	Formulate and enforce standards, procedures and Regulations for the management and use of water resources and flood mitigation	2,941,338,619	2,278,971,015	662,367,606
16	Water Sector Trust Fund	01/01/2016	Water Act, 2016	To provide conditional and unconditional grants to assist in financing the development of and management of water services in the marginalized and underserved areas	4,877,552,510	182,858,920	4,694,693,590
17	Water Services Regulatory Board	03/01/2003	Water Act, 2016	Determine and prescribe national standards for the provision of water services and asset development for water services providers. Monitor and regulate licensees and enforce licence conditions	504,435,910	320,397,951	184,037,959
Sub Total					322,713,238,777	208,745,262,625	113,967,976,158
Ministry of Youth Affairs and Sports							
1	Anti-Doping Agency of Kenya	4/26/2016	Anti-Doping Act, 2016	To carry out the fight against Doping in Sports through anti-doping values based education, sensitization and awareness campaigns	205,481,091	92,693,182	112,787,909
2	Kenya Academy of Sports	07/01/2013	Sports Act No. 25 of 2013	To pursue elite sports performance through talent identification and development, training of sports technical and administration personnel	1,773,683,124	825,545	1,772,857,579
3	Kenya Copyrights Board	01/01/2001	Copyright Act, 2001	Administration and enforcement of copyright and related rights	24,447,420	10,060,630	14,386,790
4	Kenya Cultural Centre	01/01/1952	Kenya Cultural Centre Act Cap 218 of 1951	Provide for the performance of music, drama and dancing, exhibition of works of art and crafts	560,093,448	108,857,265	379,947,964

Schedule A: State Corporations Mandate/Objectives and Nets Assets/Total Equity for FY 2023/2024							
	SC Name	Establishment Date	Establishment Instrument	Mandate	Total Assets	Total Liability	Net Asset/Total Equity
5	Kenya Film Classification Board	7/24/2009	Films and Stage Plays Act, Cap 222	Regulate the creation, broadcast, distribution, exhibition and possession of film and broadcast content to conform to national values, culture and aspirations, as well as protect children from exposure to harmful film and broadcast content	289,494,961	26,959,533	262,535,428
6	Kenya Film Commission	01/01/2005	Legal Notice No. 10 of 2005	To develop, promote and market the film industry locally and internationally and identify and facilitate growth of the film industry	230,239,818	68,841,287	161,067,040
7	Kenya National Innovation Agency	09/09/2013	ST&I Act 2013	Provision of University education and carry out research	83,167,514	34,658,992	48,508,523
8	Kenya National Library Service	04/01/1967	Kenya National Library Service Board Act, Cap 225	To promote, establish, equip, manage and maintain libraries in Kenya	6,210,820,161	192,817,846	6,011,223,931
9	Presidents Award - Kenya	08/03/2017	President's Award Act, 2017	Regulate the conferring of Awards to young persons who voluntarily undertake to fulfill self-development activities	339,209,863	9,263,544	329,946,320
10	Sports Kenya	01/08/2013	Sports Act No. 25 of 2013	Manage and maintain the sports facilities, and promote, coordinate and implement grassroots, national and international sports programs for Kenyans	7,364,660,368	474,530,687	6,890,129,681
Sub Total					17,081,297,768	1,019,508,511	15,983,391,165
The National Treasury and Economic Planning							
1	Capital Markets Authority	12/15/1989	Capital Markets Act Cap 485A	Regulating and facilitating the development of orderly, fair and efficient capital markets in Kenya	1,083,630,360	527,935,934	555,694,426
2	Competition Authority of Kenya	08/01/2011	Competition Act No. 12 of 2010	To promote and safeguard competition in the national economy and to protect consumers from unfair and misleading market conduct in order to Increase efficiency, promote innovation, protect consumers and maximize the efficient allocation of resources.	1,011,225,455	487,871,345	523,354,110
3	Financial Reporting Centre	01/01/2009	Proceeds of Crime and Anti-Money Laundering Act, 2	Identifying the proceeds of crime and money laundering is an integral component of national security and is critical for the stability and integrity of Kenya's financial sector ,support to investigative and assist law enforcement agencies in matters of Prevention Terrorism Act (POTA) 2012	897,817,230	8,014,970	889,802,259
4	Institute of Certified Investment & Financial Analysts	12/08/2015	Investment and Financial Analysts Act, No. 13 of 2	To regulate the Investment and Financial Analysis profession in Kenya. To register and grant practising certificates to Certified Investment and Financial Analysts (CIFAs) in Kenya both in private and public practice.	24,977,677	6,952,486	18,025,191
5	Insurance Regulatory Authority	05/01/2007	Insurance Act Cap 487	To supervise, regulate and promote the development of the insurance industry in Kenya and safeguard the interest of policyholders and beneficiaries	1,569,016,857	717,076,866	851,939,991

Schedule A: State Corporations Mandate/Objectives and Nets Assets/Total Equity for FY 2023/2024

	SC Name	Establishment Date	Establishment Instrument	Mandate	Total Assets	Total Liability	Net Asset/Total Equity
6	KASNEB Foundation	9/13/2019	TRUSTEES (PERPETUAL SUCCESSION) CAP 164	To administer a funding scheme whether by the founder or in partnership with a reputable financial institution/s	191,224,423	46,937,961	-
7	Kenya Accountants and Secretaries National Examination Board	7/24/1969	Accountants Act No. 15 of 2008	Conduct of professional, diploma and technician examinations and certification of candidates in accountancy, finance, credit, governance and management, information technology and related disciplines and development of syllabuses.	2,356,163,651	224,070,321	2,132,093,331
8	Kenya Deposit Insurance Corporation	01/01/2014	Kenya Deposit Insurance Act, 2012	To act as a deposit insurance scheme to provide cover for depositors and act as liquidator of banks which could not be salvaged.	226,502,565,219	1,063,938,694	225,438,626,525
9	Kenya Institute for Public Policy Research and Analysis	05/01/1997	KIPRA Act, No. 15 of 2006	To develop human and institutional capacities for formulating medium and long-term strategic perspective for the economic and social development of Kenya.	1,228,975,936	261,757,758	967,218,177
10	Kenya Institute of Supplies Examination Board	01/01/2007	Supplies Practitioners Management Act, No. 17 of 2	To prescribe and regulate syllabuses of instruction; prepare and conduct examinations for professional supplies certification for persons seeking registration under the Act;	91,548,273	34,445,159	57,103,114
11	Kenya National Bureau of Statistics	06/01/2007	Statistics Act, No. 4 of 2006	The principal government agency for collecting, compiling, analyzing, publishing and disseminating official statistical information needed for planning and policy formulation and informed decision taking.	2,107,386,342	168,469,222	1,938,917,120
12	Kenya Revenue Authority	07/01/1995	KRA Act Cap 469 of 1995	Administration, collection, accounting for taxes and enforcement of laws relating to revenues under various Acts including, The Income tax Act Cap 470, The East Africa Community Management Act (2004), The Value Added Tax Act Cap 476, and The Road Maintenance Levy Fund Act.	57,021,106,578	13,791,564,680	43,229,542,513
13	Kenya Trade Network Agency	01/06/2011	National Electronic Single Window System Act No 25	To implement, operationalize and manage the Kenya National Electronic Single Window System.	2,385,298,669	374,799,581	2,010,499,088
14	Kenya Vision 2030 Delivery Secretariat	2/17/2009	Legal notice No. 15 of 2009	To provide strategic leadership and co-ordination in the realization of the overall goals and objectives of the Vision 2030 and its Medium-term Plans	73,410,968	35,757,803	37,653,165
15	Local Authorities Provident Fund	01/01/1960	Local Authorities Provident Fund Act, Cap 272 of 1	Collections of contributions/savings from individuals, employees and employers (sponsors) so as to administer these funds through prudent investments.	67,668,890,490	1,353,450,793	66,315,439,699
16	Nairobi International Financial Centre Authority	8/16/2017	Nairobi International Financial Centre Act, 2017	To develop a more stable, efficient and globally competitive financial services sector that encourages both domestic and foreign investment.	63,878,584	7,064,450	56,814,134

Schedule A: State Corporations Mandate/Objectives and Nets Assets/Total Equity for FY 2023/2024							
	SC Name	Establishment Date	Establishment Instrument	Mandate	Total Assets	Total Liability	Net Asset/Total Equity
17	National Coordinating Agency for Population & Development	10/29/2004	Legal Notice No. 120 of 2004	To formulate, advocate, and coordinate the implementation of population policies	183,968,342	35,590,258	148,378,083
18	National Government Constituency Development Fund	12/15/2015	NG-CDF Act, No. 30 of 2015	Disbursement of funds to Constituencies with objective of addressing poverty at grassroots level and enhancing regional equity in development.	2,205,960,385	1,280,630,887	925,329,495
19	Policy Holders Compensation Fund	11/28/2005	Legal Notice No.105 of 2004	To provide compensation to policy holders in the event of insolvency of an insurance company	22,457,800,097	45,112,077	22,412,688,020
20	Privatization Commission	01/01/2008	Privatisation Act, 2023	To formulate, manage, and implement the privatization programme	815,243,601	647,355,892	167,887,709
21	Public Procurement Regulatory Authority	01/01/2007	Public Procurement and Asset Disposal Act, 2015	Monitor, assess and review the public procurement and asset disposal system to ensure that they respect the national values and other provisions of the Constitution, including Article 227 and make recommendations for improvements;	332,060,088	332,060,088	-
22	Public Service Superannuation Fund	01/01/2021	Public Service Superannuation Scheme Act, 2012	Pay retirement benefits to members of the Scheme when they become due.	144,970,934,890	2,746,354,900	142,224,579,990
23	Registration of Certified Public Secretaries Board	11/01/1989	Certified Certified Public Secretaries Act, Cap 53	Registration, issuance of practicing certificates, regulation, advocacy and promotion of ethics of Certified Secretaries and Governance professionals	42,506,586	135,000	42,371,586
24	Retirement Benefits Authority	10/20/2000	Retirement Benefits Act Cap 197	Regulate and supervise the establishment of retirement benefits schemes	1,347,115,990	295,229,557	1,051,886,434
25	Unclaimed Financial Assets Authority	12/01/2011	Unclaimed Financial Asset, No. 40 of 2011	To receive, hold, invest and disburse unclaimed financial assets. Reporting and dealing with unclaimed financial assets; and establish the Unclaimed Assets Trust Fund	1,773,932,000	137,137,000	1,636,795,000
Sub Total					538,406,638,691	24,629,713,682	513,632,639,160
The State Law Office							
1	Business Registration Service	11/06/2015	Business Registration Service Act, 2015	To implement policies, laws and other matters relating to the registration of companies, partnership and firms, individuals and corporations carrying on business under a business name, bankruptcy, hire purchase and security interests	165,605,400	77,259,958	91,947,871
2	Council for Legal Education	01/01/2012	Legal Education Act, No. 27 of 2012	Regulate Legal Education and Training in Kenya	393,053,637	53,730,142	339,323,495
3	Kenya Law Reform Commission	08/02/1982	Kenya Law Reform Commission Act, No. 19 of 2013	Keep under review all the law and recommend its reform to ensure that the law: - (i) conforms to the letter and spirit of the Constitution; (ii) systematically develops in compliance with the values and principles enshrined in the Constitution.	55,660,258	12,740,331	42,919,928

Schedule A: State Corporations Mandate/Objectives and Nets Assets/Total Equity for FY 2023/2024

	SC Name	Establishment Date	Establishment Instrument	Mandate	Total Assets	Total Liability	Net Asset/Total Equity
4	Kenya School of Law	9/28/2012	Kenya School of Law Act No. 26 of 2012	Provision of professional legal training as an agent of the Government	2,908,403,031	229,810,662	2,678,592,368
5	Nairobi Centre for International Arbitration	1/25/2013	NCIA Act No.26 of 2013	A centre for promotion of international commercial arbitration & alternative forms of dispute resolution	86,119,679	6,441,724	79,677,955
6	National Council for Law Reporting	01/01/2021	National Council for Law Reporting Act, No. 11 of	To monitor and report on the development of Kenya's jurisprudence through the publication of the Kenya Law Reports; To monitor and report on the development of Kenya's jurisprudence through the publication of the Kenya Law Reports	415,827,523	197,784,390	218,043,134
Sub Total					4,024,669,528	577,767,207	3,450,504,751
TOTAL					7,778,304,774,472	2,813,635,582,028	5,173,169,240,272

Schedule B

Schedule B: National Government Shareholding/Equity in State Corporations (Companies) and Government Linked Corporations for 2023/2024									
	State Corporation Name	Establishment Date	Establishing Instrument	Mandate	Nominal Value (Kshs)	Movement in Nominal Value	% of GOK Shareholding	Movement in Shareholding (Kshs)	Market Value (Listed Corporations)
Ministry of Agriculture and Livestock Development									
1	Agro Chemical & Food Company	2/25/2021	Companies Act, Cap 486	Manufacturing of alcohol from molasses from various sugar factories. The major products are various grades of spirits and yeast based brands.	1,680,000	-	56	-	
2	Kenya Seed Company	7/2/1956	Companies Act, Cap 486	To carry out focused research, promote and facilitate production of high yielding, better quality certified seed and to enhance food self-sufficiency and quality living standards for sustainable economic development.	114,014,400		52.9	-	
3	Muhoroni Sugar Company	01/01/1964	Companies Act, Cap 486	Sugarcane growing, processing and marketing of sugar	46,143,161		82.78	-	
4	Nzoia Sugar Company	2/2/2021	Companies Act, Cap 486	Production and sale of sugar and related products.	532,000,000		98	-	
5	Pyrethrum Processing Company of Kenya Ltd	08/11/1963	Companies Act, Cap 486	To produce and supply high quality pyrethrum planting materials, purchase of dry flowers from growers to process and market value added products and provision of technical and scientific services	318,158,000		100	-	
6	South Nyanza Sugar Company	7/5/1976	Companies Act, Cap 486	Manufacturing and marketing of quality sugar and associated products and cane development including research.	349,719,680		98.8	-	
Ministry of Co-operatives and Micro, Small and Medium Enterprises (MSME)									
1	Kenya Industrial Estates	02/05/1967	Companies Act, Cap 486	Facilitating the industrial sector by promoting indigenous entrepreneurs, and incubation of SMEs to facilitate their survival and growth	80,277,300		100	-	
2	New Kenya Creameries Cooperative	11/19/2004	Companies Act, Cap 486	To carry out business of buying raw milk from farmers, processing it into various milk and dairy products and selling these products to consumers.	547,028,860		100	-	
Ministry of Education									
1	Jomo Kenyatta Foundation	3/2/1966	Companies Act, Cap 486	Publishing of educational materials and Provision of Scholarships to bright but needy secondary school students	4,000,000		100	-	
2	University of Nairobi Enterprises and Services	5/23/1996	Companies Act, Cap 486	To coordinate the Income Generating Activities undertaken by the Faculties, Departments, or other organs of the University of Nairobi	100,000		100	-	

Schedule B: National Government Shareholding/Equity in State Corporations (Companies) and Government Linked Corporations for 2023/2024									
	State Corporation Name	Establishment Date	Establishing Instrument	Mandate	Nominal Value (Kshs)	Movement in Nominal Value	% of GOK Shareholding	Movement in Shareholding (Kshs)	Market Value (Listed Corporations)
Ministry of Energy and Petroleum									
1	Geothermal Development Company	12/2/2008	Companies Act, Cap 486	Removing upfront risks and reducing costs through infrastructural development exploration works and production drilling	2,000,000		100	-	
2	Kenya Electricity Generating Company	1/19/1998	Companies Act, Cap 486	Generating electricity through development, management, and operation of power plants	4,615,424,088		70	-	6,594,522,339
3	Kenya Electricity Transmission	09/02/2021	Companies Act, Cap 487	Plan, design, construct, own, operate and maintain high voltage electricity transmission grid and regional powers interconnectors	2,000,000		100	-	
4	Kenya Power and Lighting Company	6/1/1922	Companies Act, Cap 486	To plan for sufficient electricity generation and transmission capacity to meet demand; build and maintain the power distribution and transmission network and retail electricity	1,687,296,432		51.1	-	3,301,949,965
5	National Oil Corporation of Kenya	4/3/1981	Companies Act, Cap 486	To procure and supply petroleum products, and carry on business of exploring for, exploiting, producing, transporting, refining, storing, marketing, and distributing petroleum products	531,999,980		100	-	
6	Kenya Pipeline Corporation	15/9/1973	Companies Act Cap 487	To own, manage, or operate such pipelines and all ancillary pumping, storage and other facilities and such other plant equipment and installation of movable and immovable as the company may consider desirable and to manufacture, construct, maintain and modify any of the same	363,465,980		100	-	
Ministry of Tourism, Wildlife and Heritage									
1	Bomas of Kenya	11/09/1970	Companies Act, Cap 486	Maintenance, preservation, education, and development of Kenya's niche diverse cultures	5,080,000		100	-	
2	Kenya Safari Lodges and Hotels	2/11/2021	Companies Act, Cap 486	Ownership and operation of hotel and lodge facilities in Kenya, to provide accommodation and conference facility services.	4,110,855		82	-	
Ministry of Transport, Infrastructure, Housing and Public Works									
1	Kenya National Shipping Line	02/11/1978	Companies Act Cap 486	To provide cost effective efficient, and integrated shipping services	700,230		100.0	-	
Ministry of Trade, Investments and Industry									
1	East African Portland Cement Company	2/10/1933	Companies Act, Cap 486	To manufacture and sell cement and innovative cement products and solutions	114,021,525		25.3	-	137,738,002

Schedule B: National Government Shareholding/Equity in State Corporations (Companies) and Government Linked Corporations for 2023/2024									
	State Corporation Name	Establishment Date	Establishing Instrument	Mandate	Nominal Value (Kshs)	Movement in Nominal Value	% of GOK Shareholding	Movement in Shareholding (Kshs)	Market Value (Listed Corporations)
2	Kenya National Trading Corporation	2/10/2021	Companies Act, Cap 486	Promoting and growing wholesale and retail trade.	32,000,000		100	-	
3	Numerical Machining Complex	1/4/1994	Companies Act, Cap 486	Commercial Production of steel, Engineering Design and Development of Machinery and Components	75,000,000		100	-	
4	Kenya National Multi - Commodities Exchange Limited	29/03/2019	Companies Act Cap 486	To establish, operate, and manage facilities for members, agents, and participants to trade, clear, and settle various contracts, commodities, and derivatives in spot and futures markets, both locally and internationally, while providing all related support services per the Exchange's Articles and Rulebook.	507580000		25		
5	Golf Hotel	20/12/1979	Companies Act, Cap 486	To provide accommodation and conference facility services	2,000,000		80	-	
6	Sunset Hotel	28/1/1976	Companies Act, Cap 486	Operation of the hotel facility mainly focusing on accommodation and conferencing facilities.	11,450,000		95	-	
The National Treasury and Economic Planning									
1	Consolidated Bank of Kenya	2/15/2021	Banking Act, Cap 488	To provide flexible financial solutions-commercial banking, that support customers to achieve success.	2,800,000,000		93	-	
2	Kenya National Assurance Company (2001) Limited	10/26/2001	Companies Act, Cap 486	To take over the assets and actuarial liabilities of the closed Life Fund of the former Kenya National assurance limited (under liquidation).	50,000,000		100	-	
3	Kenya Reinsurance Corporation	13/1/1997	Companies Act, Cap 486	To provide reinsurance services for most classes of insurance business.	4,200,000,000		60	-	3,024,000,000
Government Linked Corporations									
1	CFC Insurance Holdings Ltd	1957	Insurance Act, Cap 487	To provided insurance services and offer a range of attractive investment, retirement, life and education solutions to individuals and businesses.	4,602,008		0.9	-	18,638
2	CFC Stanbic Bank Ltd	1958	Banking Act, Cap 488	To provide a range of personal banking products and solutions.	21,712,740		1.6	-	483,108,465
3	De La Rue Kenya EPZ	1991	Companies Act, Cap 486	To provide governments and commercial organizations with products and services that under pin the integrity of trade, personal identity and the movement of goods.	16,000		40	-	
4	Housing Finance Co. of Kenya	1965	Banking Act, Cap 488	To promote integrated financial solutions with interests in Personal Banking, SME and Commercial Banking, Trade Finance, Diaspora Banking, Treasury as a	46,325,675		2.4	-	46,510,978

Schedule B: National Government Shareholding/Equity in State Corporations (Companies) and Government Linked Corporations for 2023/2024									
	State Corporation Name	Establishment Date	Establishing Instrument	Mandate	Nominal Value (Kshs)	Movement in Nominal Value	% of GOK Shareholding	Movement in Shareholding (Kshs)	Market Value (Listed Corporations)
				business, Property Finance and Insurance.					
5	Kenya Airways Ltd	1977	Companies Act, Cap 486	To create vital linkages between Kenya and the international markets.	14,239,224,055		48.9	-	-
6	Kenya Commercial Bank Ltd	1970	Banking Act, Cap 488	To offer a wide range of banking, insurance, and other financial products and services.	635,001,947		19.8	-	18,605,557,047
7	Kenya Vehicle Manufacturers Limited	1976	Companies Act, Cap 486	A major vehicle assembler operating in five key sectors of vehicle assembly, bus body building, special vehicle operations, fabrication and surface branding	7,700,000		35	-	
8	Miyari Sugar Company	1922	Companies Act, Cap 486	Involved in sugarcane farming, processing and marketing of sugar	41,160,000		49	-	
9	Mumias Sugar Company Ltd	1971	Companies Act, Cap 486	Primary function is the manufacture and sale of sugar.	612,000,000		20	-	
10	Nairobi Securities Exchange	1954	Companies Act, Cap 486	To facilitate trading of debt instruments such as government bonds, corporate bonds, and other fixed-income securities	8,750,000		3.4	-	52,325,000
11	Safaricom Ltd	1997	Companies Act, Cap 486	A technology company that provides a wide range of services and solutions, including mobile voice, messaging, data, financial and converged services, and digital services that enable platforms and ecosystem partnerships.	70,112,892,900		35	-	245,395,125,150
12	Telkom Ltd	1999	Companies Act, Cap 486	To provide integrated solutions namely, voice, data/connectivity, digital financial services, as well as network services to individuals, Small and Medium-sized Enterprises (SMEs), Government and large corporates in Kenya	712,296,960		40	-	
13	Uchumi Supermarkets	1975	Companies Act, Cap 486	To create outlets for the equitable distribution of commodities and to create retail outlets for Kenyan manufactures.	267,687,865		15	-	-
14	Unga Group Limited	1908	Companies Act, Cap 486	Engaged in flour milling and manufacturing of human nutrition products and animal feeds.	2,765				8,690
15	Kenya Mortgage Financing Company	2018	Companies Act, Cap 486	A financial services company in Kenya, that specializes in lending to other financial institutions in the country, for onward lending in form of mortgages	4,580,001		25		
16	The East African Marine System (TEAMS)	2008	Companies Act, Cap 486	To provide affordable high-capacity through a submarine cable that extends from Mombasa to Fujairah in the UAE	1638,000		20		
	Total				106,165,623,506				277,659,483,796

Schedule C

Schedule C: National Government Grants/Subsidies and Performance of State Corporations FY 2023/2024						
	State Corporation Name	Recurrent grant Kshs.	GoK Capital Grant	Internally Generated Funds (Kshs.)	Net Profit/Loss (Kshs.)	Surplus/Deficits (Kshs.)
Ministry of Agriculture and Livestock Development						
1	Agricultural Development Corporation	15,000,000	15,000,000	618,926,000		-955,204,000
2	Agricultural Finance Corporation			1,300,808,000	15,962,000	
3	Agriculture and Food Authority	2,560,336,350		3285457956		4,162,151,595
4	Agro Chemical & Food Company			1,652,944,226	-758,025,548	
5	Bukura Agricultural College	166,000,000		222,334,991		-20,015,508
6	Chemelil Sugar Company	222,791,259		1,831,204,654	-103,097,529	
7	Commodities Fund	67,000,000	45,333,800	232,135,942	119,890,622	
8	Kenya Agricultural and Livestock Research Organization	4,423,000,000	108,000,000	1,329,163,590	-	-1,306,697,148
9	Kenya Animal Genetic Resource Centre	449,750,000	67,586,674	175,699,478	-	127,548,685
10	Kenya Dairy Board	39,000,000		623,002,361		9,192,475
11	Kenya Leather Development Council	565,000,000	-	10,249,304	-	318,944,207
12	Kenya Plant Health Inspectorate Services	127,000,000	-	1,524,202,556	-	-195,785,59
13	Kenya Seed Company			5,198,670,543	194,902,641	
14	Kenya Tsetse and Trypanosomiasis Eradication Council	92,000,000	140,000,000	-		-6,661,805
15	Kenya Veterinary Board	117,000,000	-	48,276,458	-	11,649,591
16	Kenya Veterinary Vaccines Production Institute	-	-	270,793,000	-213,547,000	-
17	Muhoroni Sugar Co. Ltd.	250,176,584	-	2,106,824,918	-154,070,144	
18	National Bio-Safety Authority	194,111,632	-	17,145,500	-	17,093,477
19	National Cereals and Produce Board		260,000,000	30,743,238,807	-953,877,633	-
20	Nyayo Tea Zones Development Corporation		35,000,000	2,659,539,265	50,685,605	-
21	Nzoia Sugar Company		-	1,328,099,000	-1,178,196,000	-
22	Pest Control Products Board	124,000,000	-	144,805,488		21,891,504
23	Pyrethrum Processing Company of Kenya Ltd	269,000,000	-	126,291,000	-87,207,000	-
24	South Nyanza Sugar Company		684084238	2,657,731,247	-703,654,734	-
25	Tea Board of Kenya	336,000,000	-	94,535,576	-63782283	-
26	Veterinary Medicines Directorate Council	38,000,000	-	118,172,800	-	63,022,042
	Sub Total	10,055,165,825	1,355,004,712	58,320,252,660	-3,834,017,003	2,247,129,5
Ministry of Co-operatives and Micro, Small and Medium Enterprises (MSME)						
1	Kenya Industrial Estates	285,990,000	80,000,000	380,166,000	101,924,000	
2	Micro and Small Enterprise Authority	440,900,000		3,921,544		-334,828,360
3	New Kenya Creameries Cooperative		1,258,142,953	7,863,059,863	-2,416,497,337	
4	New Kenya Planters Co-operation Union	32,200,000		489,260,364	2,931,390	
5	SACCO Societies Regulatory Authority			665,476,777		-3,276,281
6	Youth Enterprise Development Fund	325,080,000		89,940,377	-9,350,148	
	Sub Total	1,084,170,000	1,338,142,953	9,491,824,925	-2,320,992,095	-338,104,641
Ministry of Defense						
1	Kenya Meat Commission			2,075,152,683	-168,279,947	
2	Kenya Shipyards Limited	250,000,000	-	6,528,351,000	194,611,000	
3	Kenya Space Agency	250,000,000				-1,452,049

Schedule C: National Government Grants/Subsidies and Performance of State Corporations FY 2023/2024						
	State Corporation Name	Recurrent grant Kshs.	GoK Capital Grant	Internally Generated Funds (Kshs.)	Net Profit/Loss (Kshs.)	Surplus/Deficits (Kshs.)
4	National Defence University-Kenya	696,848,308		43,307,545		94,432,652
	Sub Total	1,196,848,308	0	8,646,811,228	26,331,053	92,980,603
Ministry of East African Community (EAC), the ASALS and Regional Development						
1	Coast Development Authority			7,700,758		-197,992,468
2	Ewaso Ng'iro North Development Authority	335,370,000		16,033,673		-44,529,530
3	Ewaso Ng'iro South Development Authority	572,220,000	225,330,000	69,035,201		241,882,525
4	Kenya Valley Development Authority	242,379,998	791,545,000	162,029,752		-53,150,988
5	Lake Basin Development Authority	1,266,810,000		95,432,478		-79,918,868
6	National Drought Management Authority	9,113,420,331		104,598,803		51,207,855
7	Tana and Athi Rivers Development Authority	556,500,000	178,980,000	112,649,105		-437,913,085
	Sub Total	12,086,700,329	1,195,855,000	567,479,770	-	-520,414,559
Ministry of Education						
1	Allupe University	193,854,767	92,927,515	180,560,206		5,749,128
2	Bomet University College	286,980,722	44,430,648	267,925,262		113,967,670
	Centre for Mathematics, Science and Technology Education in Africa	1,136,976,372		17,748,192		137,616,537
4	Chuka University	1,011,953,346	32,500,000	1,415,194,360		335,677,834
5	Commission for University Education	232,050,487		260,446,504		57,876,139
6	Co-operative University of Kenya	287,598,006	34,743,200	934,781,359		144,140,740
7	Dedan Kimathi University of Science and Technology	707,698,875	7,500,000	1,148,979,368		101,518,939
8	Egerton University	2,042,756,250	75,000,000	2,565,794,198		-18,729,138
9	Eldoret National Polytechnic	42,079,882	45,000,000	922,708,411		5,069,378
10	Garissa University	481,944,090	225,642,792	260,865,982		2,969,419
11	Higher Education Loans Board	32,271,881,758	33,395,000,000	4,863,581,903		1,566,372,537
12	Jaramogi Oginga Odinga University of Science & Technology	787,300,422	15,000,000	819,009,415		-14,723,938
13	Jomo Kenyatta Foundation		1,761,547,000	116,941,480	-303,547,166	
14	Jomo Kenyatta University of Agriculture and Technology	2,221,263,333	65,000,000	4,494,874,090		-1,266,991,480
16	Kabete National Polytechnic	189,257,530		433,814,009		32,025,693
17	Kaimosi Friends University	390,660,246	21,250,000	411,946,507		141,080,667
18	Karatina University	592,879,574	5,000,000	1,172,356,177		572,018,848
19	Kenya Coast National Polytechnic	117,424,125	143,707,858	365,361,833		71,742,558
20	Kenya Education Management Institute	333,175,000		142,423,426		82,586,345
21	Kenya Institute of Curriculum Development	803,358,544		513,502,114		181,361,413
22	Kenya Institute of Special Education	851,563,620	155,000,000	101,585,160		-2,418,313
23	Kenya Literature Bureau			3,459,130,434	141,575,859	
24	Kenya National Commission for UNESCO	384,563,940		1,745,514		-11,083,175
25	Kenya National Examinations Council	9,565,878,712	52,442,000	3,449,270,387		888,243,039
26	Kenya National Qualifications Authority	300,000,000		42,002,242		-13,831,787
27	Kenya Technical Trainers College	305,686,900		410,867,210		10,948,973
28	Kenya Universities and Colleges Central Placement Service	120,958,109		904,045,488		475,780,324

Schedule C: National Government Grants/Subsidies and Performance of State Corporations FY 2023/2024						
	State Corporation Name	Recurrent grant Kshs.	GoK Capital Grant	Internally Generated Funds (Kshs.)	Net Profit/Loss (Kshs.)	Surplus/Deficits (Kshs.)
29	Kenyatta University			659,267		-1,588,012,452
30	Kibabii University	537,829,707	25,871,745	819,917,892		1,069,588
31	Kirinyaga University	389,028,876		1,085,349,477		553,805,377
32	Kisii National Polytechnic	246,441,072		650,238,703		234,751,969
33	Kisii University	914,948,000		2,253,860,000		695,103,000
34	Kisumu National Polytechnic	206,872,233		450,227,487		44,986,124
35	Kitale National Polytechnic	178,166,625		414,977,944		58,324,288
36	Koitaleel Sameoi University College	138,154,440		181,670,336		44,673,674
37	Laikipia University	677,860,351	6,750,000	719,886,006		158,841,293
38	Maasai Mara University	800,381,724	25,000,000	956,336,706		30,451,239
39	Machakos University	769,721,027	37,351,454	935,585,680		191,813,496
40	Mama Ngina University College	171,135,339	24,430,648	86,375,708		16,712,628
41	Maseno University	1,303,867,243	10,750,000	2,634,206,324		427,481,086
42	Masinde Muliro University of Science & Technology	1,318,827,678	73,952,982	1,994,022,533		126,075,712
43	Meru National Polytechnic	210,129,703		723,034,740		339,376,280
44	Meru University of Science & Technology	632,169,921	28,049,571	941,823,937		20,845,922
45	Moi University	2,434,809,000	48,250,000	3,423,702,000		-837,775,000
46	Multimedia University of Kenya	523,544,928	7,500,000	860,776,690		20,942,729
47	Muranga University of Technology	461,442,757	21,000,000	994,162,177		415,224,500
48	National Commission for Science, Technology and Innovation	170,415,533		101,948,798		2,065,450
49	National Council for Nomadic Education (NACONEK)	3,635,839,073		25,663,233		-3,098,024,908
50	National Research Fund	249,046,373				-18,319,835
51	North Eastern National Polytechnic	77,466,500		25,119,964		-73,345,511
52	Nyandarua National Polytechnic	86,773,325		206,928,858		68,561,522
53	Nyeri National Polytechnic	272,046,270		465,125,547		88,596,012
55	Pwani University	607,944,000	7,500,000	716,808,000		-66,866,000
56	Rongo University	515,213,922		793,445,471		166,052,186
57	School Equipment Production Unit	129,900,000	-	102,075,741	43,562,477	-
58	Sigalagala National Polytechnic	240,362,233		454,782,815		383,336
59	South Eastern Kenya University	750,311,650	18,250,000	598,282,333		27,293,115
61	Technical and Vocational Education and Training Authority	390,000,000		114,759,538		60,688,797
62	Technical University of Kenya	1,506,803,484	5,750,000	1,204,247,149		-877,965,757
63	Technical University of Mombasa	1,008,820,515		1,006,317,174		-139,801,000
64	Tharaka University	268,058,105	11,250,000	410,216,311		52,836,879
65	Tom Mboya University	344,508,812	25,680,648	493,539,348		376,042,346
66	Turkana University College	242,596,019	10,000,000	146,443,869		39,530,706
67	TVET Curriculum Development, Assessment and Certification Council	281,500,000		725,677,661		26,162,482
68	Universities Fund					0
69	University of Eldoret	1,431,455,194	10,965,324	1,134,217,439		-59,234,876
70	University of Embu	757,756,637	5,000,000	650,838,068		282,542,254
71	University of Kabianga	648,909,084	7,500,000	939,320,804		19,636,973
72	University of Nairobi	3,997,073,296		7,970,185,510		-1,168,664,532
73	University of Nairobi Enterprises and Services			1,461,187,524	20,937,803	
	Sub Total	85,187,875,259	36,582,493,385	69,551,405,993	-97,471,027	261,829,466
Ministry of Energy and Petroleum						
1	Energy & Petroleum Regulatory Authority	191,249,815		2,825,636,390		612,920,209

Schedule C: National Government Grants/Subsidies and Performance of State Corporations FY 2023/2024						
	State Corporation Name	Recurrent grant Kshs.	GoK Capital Grant	Internally Generated Funds (Kshs.)	Net Profit/Loss (Kshs.)	Surplus/Deficits (Kshs.)
2	Geothermal Development Company	1,791,336,000	6,654,477,000	2,020,425,000	2,079,157,000	
3	Kenya Electricity Generating Company			54,292,716,367	6,797,048,341	
4	Kenya Electricity Transmission Company	4,288,811,000	11,244,288,000	5,952,238,430	2,475,406,937	
5	Kenya Pipeline Company			34,889,036,083	6,865,780,701	
6	Kenya Power and Lighting Company			239,867,074,000	30,080,370,000	
7	National Oil Corporation of Kenya		430,000,000	1,435,583,466	-1,570,341,041	
8	Nuclear Power and Energy Agency	795,000,000		1,076,866		-72,845,100
9	Rural Electrification and Renewable Energy Corporation	480,000,000		2,984,520,000		-1,847,181,000
	Sub Total	7,546,396,815	18,328,765,000	344,268,306,602	46,727,421,938	-1,307,105,891
Ministry of Environment and Forestry						
1	Kenya Forest Service	4,467,664,000	58077510	1,850,361,710		-1,722,484,139
2	Kenya Forestry Research Institute	1,966,846,798		121,160,996		85,087,858
	Kenya Water Towers Agency					0
4	National Environment Trust Fund	208,000,000		25,281,229		72,711
5	National Environmental Management Authority	838,751,000		813,867,000		-36,991,000
	Sub Total	7,481,261,798	58,077,510	2,810,670,935	-	-1,674,314,570
Ministry of Gender, Culture, The Arts and Heritage						
1	Anti-Female Genital Mutilation Board	248,900,000				18,933,690
2	Bomas of Kenya	424,315,363	118,134,650	259,412,456	-45,307,091	
3	National Heroes Council	188,360,000				31,981,231
4	National Museums of Kenya	1,118,010,000		361,067,061		-103,162,998
5	Women Enterprise Fund	297,200,000	310,330,000	101,648,406	-330,089,423	
	Sub Total	2,276,785,363	428,464,650	722,127,923	-375,396,514	-52,248,077
Ministry of Health						
1	Kenya Health Professions Oversight Authority (KHPOA)	50,562,468	12,502,500	7,892,926		-1,410,124
2	Kenya Medical Practitioners and Dentist Council	760,000,000		388,209,230		273,980,797
3	Kenya Medical Research Institute	3,287,000,000		713,327,667		-184,887,420
4	Kenya Medical Supplies Authority	1,188,219,571		7,505,063,330		-779,149,423
5	Kenya Medical Training College	6,176,999,979		5,326,672,504		971,986,874
6	Kenya Nuclear Regulatory Authority	174,000,000		91,376,039		191,406,548
8	Kenyatta National Hospital	13,434,748,177		8,607,986,380		-251,508,236
9	Kenyatta University Teaching and Referral Hospital	2,985,999,996	25,000,000	3,645,697,904		-1,317,765,753
10	National Hospital Insurance Fund			73,843,250,619	-3,375,387,182	
11	Nursing Council of Kenya	77,916,666	86,740,482	581,072,716		-104,486,581
12	Pharmacy and Poisons Board		-	1,418,344,993		-37,588,524
13	The Kenya BioVax Institute Limited	150,000,000	250,000,000	48,070,402		-15,185,781
	Sub Total	28,285,446,857	374,242,982	102,176,964,710	-3,375,387,182	-1,254,607,623
Ministry of Information, Communications and the Digital Economy						
1	Communications Authority of Kenya			13,078,399,337		6,773,163,909
2	Information & Communication Technology Authority	587,999,998		784,544,900		-50,185,761

Schedule C: National Government Grants/Subsidies and Performance of State Corporations FY 2023/2024						
	State Corporation Name	Recurrent grant Kshs.	GoK Capital Grant	Internally Generated Funds (Kshs.)	Net Profit/Loss (Kshs.)	Surplus/Deficits (Kshs.)
3	Kenya Broadcasting Corporation	1,258,916,667		1,623,524,089	1,991,451,809	
4	Kenya Institute of Mass Communication	218,000,000		718,338,892		617,692,549
5	Kenya Yearbook Editorial Board	114,500,000		82,430,418		-4,555,831
6	Konza Technopolis Development Authority	529,000,000	665,000,000	225,801,000		-57,972,894
7	Media Council of Kenya	1,535,500,000		14,999,461		-1,704,105
8	Postal Corporation of Kenya			1,998,942,602	-1,076,794,779	
	Sub Total	4,243,916,665	665,000,000	18,526,980,699	914,657,030	7,276,437,867
Ministry of Interior and National Administration						
1	National Authority for Campaign Against Alcohol & Drug Abuse	894,470,438				17,673,002
2	National Crime Research Centre	211,990,000		373,022		5,249,374
3	NGOs Co-ordination Board	222,640,000		59,976,862		1,303,344
	Sub Total	1,329,100,438	-	60,349,884	-	24,225,720
Ministry of Labour and Social Protection						
1	National Council for Children Services	113,499,997		2,203,922		25,040,506
2	National Council for Persons With Disabilities	1,811,144,033		7,393,442		185,384,297
3	National Employment Authority			161,750,000		161,750,000
4	National Industrial Training Authority	507,500,000		1,937,836,540		-24,833,145
5	National Social Security Fund			105,409,103,106	88,125,887,117	
	Sub Total	2,432,144,030	-	107,518,287,010	88,125,887,117	347,341,658
Ministry of Lands, Public Works, Housing and Urban Development						
1	National Construction Authority	1,404,000,000		986,937,140		101,920,502
2	National Housing Corporation			1,330,700,852	129,487,883	
	Sub Total	1,404,000,000	-	2,317,637,992	129,487,883	101,920,502
Ministry of Mining, Blue Economy and Maritime Affairs						
1	Bandari Maritime Academy	187,403,005		199,671,946		-282,057,384
2	Fish levy Trust Fund	30,000,000				2,983,463
3	Kenya Fish Marketing Authority	51,000,000				1,706,337
4	Kenya Fishing Industries Corporation	70,000,000		12,372,207		11,028,289
5	Kenya Marine and Fisheries Research Institute	1,507,950,001		15,738,486		310,542,154
6	Kenya Maritime Authority			2,230,795,327		815,657,217
7	Kenya National Shipping Line		118,000,000	38,829,179	-90,847,264	
8	National Mining Corporation	280,000,000			129,871,719	
	Sub Total	2,126,353,006	118,000,000	2,497,407,145	39,024,455	859,860,076
Ministry of Public Service, Performance and Delivery Management						
1	Human Resource Management Professional Examination Board	49,999,998		73,124,529	-	-16,172,700
2	Kenya School of Government	371,540,415	225,500,000	1,730,182,029	-	-157,131,478
3	National Youth Service	11,331,742,123	42,031,250	708,193,334	-	-211,675,213
	Sub Total	11,753,282,536	267,531,250	2,511,499,892	-	-384,979,398
Ministry of Roads and Transport						
2	Kenya Airports Authority		421,350,182	23,724,254,492	2,866,913,003	
3	Kenya Civil Aviation Authority			12,712,509,760		5,993,916,687
6	Kenya National Highways Authority	306,554,934		28,120,807,835		-3,230,819,781
7	Kenya Ports Authority			67,676,954,000	12,893,160,000	
8	Kenya Railways Corporation	2,520,733,040		27,432,313,212	-50,374,314,943	
9	Kenya Roads Board			1,788,475,551		-40,529,387
10	Kenya Rural Roads Authority		22,391,770,718	30,068,656,936		26,201,791,067
11	Kenya Urban Roads Authority	14,636,831,185	7,469,805,186	569,959,441		947,075,163
13	Nairobi Metropolitan Area Transport Authority	373,430,583	683,663,293	-	-	-

Schedule C: National Government Grants/Subsidies and Performance of State Corporations FY 2023/2024						
	State Corporation Name	Recurrent grant Kshs.	GoK Capital Grant	Internally Generated Funds (Kshs.)	Net Profit/Loss (Kshs.)	Surplus/Deficits (Kshs.)
14	National Transport and Safety Authority	550,400,000	255,000,000	3,021,757,614		-200,426,758
	Sub Total	18,387,949,742	31,221,589,379	195,115,688,841	-34,614,241,940	29,671,006,991
Ministry of Tourism and Wildlife						
1	Kenya Safari Lodges and Hotels			500,321,971	32,357,804	
2	Kenya Tourism Board	676,650,000	50,000,000	267,878,146		45,110,964
3	Kenya Utalii College	653,270,000		164,352,207		-101,231,756
4	Kenya Wildlife Service	1,860,000,000	136,249,998	7,742,318,154		228,010,650
5	Kenyatta International Convention Centre	11,000,000		1,438,182,823	202,009,653	
6	Tourism Fund	600,000,000		5,001,714,726		484,039,412
7	Tourism Promotion Fund (TPF)			3,388,131,421	-1,260,107,125	
9	Tourism Regulatory Authority	252,923,140		220,040,341		-1,261,093
10	Tourism Research Institute	82,944,277				-5,859,722
11	Wildlife Research & Training Institute	537,000,000		147,092,268		591,785,254
	Sub Total	4,673,787,417	186,249,998	18,870,032,057	-1,025,739,668	1,240,593,709
Ministry of Trade, Investments and Industry						
1	Anti-Counterfeit Authority	350,020,000		238,383,246		30,061,011
2	East African Portland Cement Company			6,464,498,112	2,244,063,472	
3	Export Processing Zones Authority	153,716,666		587,802,310		42,851,970
4	Golf Hotel			230,647,175	5,202,275	
5	Kenya Accreditation Service	259,619,874		165,071,931		-162,370
6	Kenya Bureau of Standards			7,645,360,407		843,117,745
7	Kenya Development Corporation		444,920,558	4,022,967,521	2,677,293,863	
8	Kenya Export Promotion and Branding Agency	596,345,132		11,208,429		41,368,845
9	Kenya Industrial Property Institute			443,190,601		30,093,808
10	Kenya Industrial Research and Development Institute	700,146,200	262,790,000	52,215,665		-83,775,279
11	Kenya Investment Authority	325,909,990		19,687,319		-19,592,514
12	Kenya National Trading Corporation	22,200,000	22,200,000	12,306,918,009	-3,204,353,326	
13	Numerical Machining Complex	261,765,115	-28,862,980	214,284,460	1,371,828	
14	Rivatex East Africa Limited	47,000,000	269,160,000	332,206,080	-367,063,834	
15	Scrap Metal Council	14,187,500		86,740,062	15,961,960	
16	Special Economic Zones Authority	90,370,000	90,000,000	52,079,777		-4,276,233
17	Sunset Hotel			77,775,738	6,015,685	
18	Warehouse Receipt Systems Council	78,250,000		11,000	634,319	
	Sub Total	2,899,530,477	1,060,207,578	32,951,047,842	1,379,126,242	879,686,983
Ministry of Water, Sanitation and Irrigation						
1	Athi Water Works Development Agency	632,789,580		1,137,014,586		105,328,197
2	Central Rift Valley Water Works Development Agency	147,583,334	481,750,000	26,651,721		-46,077,766
3	Coast Water Works Development Agency	852,739,447		1,223,626,589		288,774,744
4	Hydrologists Registration Board	25,000,000				417,705
5	Kenya Water Institute	183,000,000	800,000,000	235,812,874		-201,138,584
6	Lake Victoria North Water Works Development Agency	371,000,000	428,000,000	43,198,354		-348,930,468
7	Lake Victoria South Water Works Development Agency	877,605,143		46,172,902		-298,329,964
8	National Irrigation Authority	415,500,000	7,738,916,667	236,592,751		-600,475,360
9	National Water Harvesting and Storage Authority	397,500,000	1,434,568,776	52,076,900		-346,095,882

Schedule C: National Government Grants/Subsidies and Performance of State Corporations FY 2023/2024						
	State Corporation Name	Recurrent grant Kshs.	GoK Capital Grant	Internally Generated Funds (Kshs.)	Net Profit/Loss (Kshs.)	Surplus/Deficits (Kshs.)
10	North Rift Valley Water Works Development Agency	123,000,000	240,000,000	5,808,047		55,862,923
11	Northern Water Works Development Agency	2,168,105,676	2,168,105,676	8,180,699		1,082,010,016
12	Regional Center on Ground Water Resources Education Training and Research	133,400,000				-13,567,797
13	Tana Water Works Development Agency	212,171,907	526,331,840	71,524,160		-224,522,701
14	Tanathi Water Works Development Agency	131,000,000	107,500,000	-91,935,096		-1,646,059,116
15	Water Resources Authority	558,000,000		286,932,673		-712,816,614
16	Water Sector Trust Fund	195,543,950		307,239,582		0
17	Water Services Regulatory Board	51,725,894		407,529,310		35,284,575
	Sub Total	7,475,664,931	13,925,172,959	3,996,426,052		-2,870,336,092
Ministry of Youth Affairs and Sports						
1	Anti-Doping Agency of Kenya	820,379,996		8,797,124		63,727,544
2	Kenya Academy of Sports	921,189,570	271,641,897	10,260,598		-8,640,468
3	Kenya Copyrights Board	225,766,800		172,306		-4,890,498
4	Kenya Cultural Centre	89,000,000		26,720,079		1,613,869
5	Kenya Film Classification Board	474,400,000		61,971,046		434,752
6	Kenya Film Commission	412,200,092	32,250,000	5,374,838		34,898,39
7	Kenya National Innovation Agency	382,817,060		64,043,785		30,812,897
8	Kenya National Library Service	307,261,000	-	103,039,623		-119,325,055
9	Presidents Award - Kenya	123,500,002		45,064,434	94,610,776	
10	Sports Kenya	318,586,986	2,120,857,546	273,989,891		-99,306,063
	Sub Total	4,075,101,506	2,424,749,443	600,984,483	94,610,776	-100,674,629
The National Treasury and Economic Planning						
1	Capital Markets Authority			950,712,296		54,996,461
2	Competition Authority of Kenya	404,409,068	-	201,023,612		59,727,627
3	Development Bank of Kenya					-
4	Financial Reporting Centre	829,310,780	2,306,364			-38,903,837
5	Institute of Certified Investment & Financial Analysts	24,550,000		24,761,751		8,447,471
6	Insurance Regulatory Authority			3,025,543,842		1,747,457,106
7	KASNEB Foundation	62,156,894		153,575		35,279,120
8	Kenya Accountants and Secretaries National Examination Board			863,056,260		-147,336
9	Kenya Deposit Insurance Corporation			34,568,240,806	33,648,032,213	
10	Kenya Institute for Public Policy Research and Analysis	481,965,000		122,078,744		-81,040,01
11	Kenya Institute of Supplies Examination Board	48,125,000		44,627,291		1,888,162
12	Kenya National Bureau of Statistics	1,215,620,000		109,184,954		-432,468,797
13	Kenya Revenue Authority	31,750,936,829	168,438,745	3,882,979,514		1,856,343,430
14	Kenya Trade Network Agency	496,212,240	426,437,760	124,149,264		-235,464,827
15	Kenya Vision 2030 Delivery Secretariat	241,010,000		54,493		36,107,054
16	Local Authorities Provident Fund			19,417,073,951	3,445,356,552	
17	Nairobi International Financial Centre Authority	90,360,000		2,911,650		47,833,272
18	National Coordinating Agency for Population & Development	522,960,000		1,049,470		60,187,414
19	National Government Constituency Development Fund	2,676,575,000		112,545,766		122,803,981
20	Policy Holders Compensation Fund			3,878,899,644		3,474,222,522

Schedule C: National Government Grants/Subsidies and Performance of State Corporations FY 2023/2024						
	State Corporation Name	Recurrent grant Kshs.	GoK Capital Grant	Internally Generated Funds (Kshs.)	Net Profit/Loss (Kshs.)	Surplus/Deficits (Kshs.)
21	Privatization Commission	241,620,157		20,177,784		-113,742,403
22	Public Procurement Regulatory Authority	397,671,000		66,277,973		-9,712,708
23	Public Service Superannuation Fund			58,192,953,908		57,488,201,194
24	Registration of Certified Public Secretaries Board	43,800,000		3,261,268		19,279,370
25	Retirement Benefits Authority			1,193,511,702		189,431,631
26	Consolidated Bank of Kenya			2,206,334,000	-415,270,000	
27	Kenya Post Office Savings Bank			1,907,346,520	-709,279,028	
28	Kenya Reinsurance Corporation			26,505,876,568	4,973,126,601	
29	Unclaimed Financial Assets Authority			793,667,048		224,660,684
	Sub Total	39,527,281,968	597,182,869	158,218,453,654	40,941,966,338	64,515,386,578
The State Law Office						
1	Business Registration Service	470,350,000				-1,662,244
2	Council for Legal Education	200,250,000	-70,000,000	146,128,229		34,037
3	Kenya Law Reform Commission	306,750,000		1,991,836		-5,134,825
4	Kenya School of Law	151,310,000		377,365,383		251,079,538
5	Nairobi Centre for International Arbitration	201,999,998		9,941,024		78,770,823
	National Council for Law Reporting	435,020,800		8,955,260		477,100
	Sub Total	1,765,680,798	-70,000,000	544,381,732	-	323,564,429
	TOTAL	264,775,705,866	110,114,807,178	1,143,095,692,964	132,735,267,403	97,664,864,049

Schedule D

Schedule D: Loans and Guarantees by State Corporations and Government Linked Corporations for FY 2023/2024						
	State Corporation Name	Total GOK Outstanding Loans/Direct (Kshs.)	Total GOK Outstanding Loans/On Lent (Kshs.)	Total GOK Loans (Kshs.)	Commercial Loans (Kshs.)	Undischarged Guarantees (Kshs.)
Ministry of Agriculture and Livestock Development						
1	Agricultural Development Corporation	-	-		187,970,000	
2	Agricultural Finance Corporation	486,734,314	320,173,445	806,907,759	-	
3	Agro Chemical & Food Company	-	2,941,884,000	2,941,884,000		
4	Kenya Meat Commission	940,241,100	-	940,241,100		
5	National Cereals and Produce Board				4,350,000,000	
6	Nyayo Tea Zones Development Corporation				338,070,000	
7	South Nyanza Sugar Company	207,504,015	-	-	734,700,000	
Ministry of Co-operatives and Micro, Small and Medium Enterprises (MSME)						
1	New Kenya Creameries Cooperative				1,579,860,000	
Ministry of East African Community (EAC), the ASALS and Regional Development						
1	Kerio Valley Development Authority				173,000,000	
2	Lake Basin Development Authority	2,000,000,000	-	2,000,000,000		
Ministry of Education						
1	Jomo Kenyatta University of Agriculture and Technology Enterprises and Services Ltd				23,000,000	
2	Jomo Kenyatta University of Agriculture and Technology				2,299,000,000	
3	Kenyatta University	-	10,774,498,010	10,774,498,010	675,360,000	
4	Maseno University				447,300,000	
5	Moi University	231,250,000	-	231,250,000		
6	Taita Taveta University				45,420,000	
7	University of Kabianga				133,750,000	
8	University of Nairobi				422,000,000	
Ministry of Energy and Petroleum						
1	Geothermal Development Company				1,870,800,000	
2	Kenya Electricity Generating Company	-	78,617,347,100	78,617,347,100	10,362,160,000	27,891,000,000
3	Kenya Electricity Transmission Company	-	2,823,136,860	2,823,136,860		
4	Kenya Pipeline Company				2,456,290,000	
5	Kenya Power and Lighting Company	-	71,316,771,133	71,316,771,133	23,235,050,000	
6	National Oil Corporation of Kenya				10,120,400,000	
7	Rural Electrification and Renewable Energy Corporation	-	13,588,909,363	13,588,909,363		
Ministry of Information, Communications and the Digital Economy						
1	Postal Corporation of Kenya				102,700,000	
Ministry of Roads and Transport						
1	Kenya Airports Authority	-	1,297,016,302	1,297,016,302	10,408,000,000	
2	Kenya Civil Aviation Authority	-	1,482,051,891	1,482,051,891		
3	Kenya Ports Authority				8,242,780,000	43,135,000,000
4	Kenya Railways Corporation	-	737,537,455,891	737,537,455,891		
Ministry of Tourism, Wildlife and Heritage						
1	Kenya Safari Lodges and Hotels				11,650,448	
2	Kenya Utalii College	122,000,000	-	122,000,000		
Ministry of Water, Sanitation and Irrigation						

Schedule D: Loans and Guarantees by State Corporations and Government Linked Corporations for FY 2023/2024

	State Corporation Name	Total GOK Outstanding Loans/Direct (Kshs.)	Total GOK Outstanding Loans/On Lent (Kshs.)	Total GOK Loans (Kshs.)	Commercial Loans (Kshs.)	Undischarged Guarantees (Kshs.)
1	Ashi Water Works Development Agency	-	55,109,038,266	55,109,038,266		
2	Central Rift Valley Water Works Development Agency	-	4,354,102,439	4,354,102,439		
3	Coast Water Works Development Agency	-	20,610,674,651	20,610,674,651		
4	Lake Victoria North Water Works Development Agency	-	15,112,843,194	15,112,843,194		
5	Lake Victoria South Water Works Development Agency	-	13,237,278,805	13,237,278,805		
6	National Irrigation Board	-	1,128,486,779	1,128,486,779		
7	National Water Harvesting and Storage Authority	-	2,460,874,897	2,460,874,897		
8	Northern Water Works Development Agency	-	3,762,252,680	3,762,252,680		
9	Tana Water Works Development Agency	-	8,362,071,512	8,362,071,512		
10	Tanath Water Works Development Agency	-	6,604,935,663	6,604,935,663		
11	Water Resources Authority	-	362,607,995	362,607,995		
The National Treasury and Economic Planning						
1	Kenya Development Corporation	79,633,635	1,381,394,015	2,161,027,650		
Government Linked Corporations						
1	Kenya Airways Ltd	99,917,057,028	-	99,917,057,028		29,139,000,000
2	Mumias Sugar Company Ltd	3,000,000,000	-	3,000,000,000		
3	Uchumi Supermarkets	1,200,000,000	-	1,200,000,000		
4	Kenya Mortgage Refinance Company	-	20,929,441,095	20,929,441,095		
	Total	108,676,916,077	1,072,413,678,526	1,182,792,162,063	78,207,610,000	100,165,000,000

Schedule E

Schedule E: Revenue Receipts from State Corporations and Government-Linked Corporations for FY 2023/2024						
	State Corporation Name	Dividends Paid to GoK within the Year (Kshs)	Surplus Paid to GoK within the Year (Kshs)	Directors Fees Paid to GoK within the Year (Kshs)	Principal Repayment on GOK Loans (Kshs)	Interest paid on GOK loans (Kshs)
Ministry of Agriculture and Livestock Development						
1	Agricultural Finance Corporation	-	-	-	11,080,810	-
2	Kenya Veterinary Vaccines Production Institute	-	8,000,000	-	-	-
Ministry of Education						
1	Kenya Literature Bureau	8,522,208	-	-	-	-
2	Commission for University Education	-	120,000,000	-	-	-
Ministry of Energy and Petroleum						
1	Energy & Petroleum Regulatory Authority	-	-	2,470,000	-	-
2	Kenya Electricity Generating Company	2,307,712,044	-	-	6,630,028,470	1,916,839,607
3	Kenya Power and Lighting Company	783,239	-	1,200,000	-	-
4	Kenya Pipeline Co. Ltd	7,000,000,000	-	-	-	-
5	Kenya Electricity Transmission Company	-	-	1,680,000	-	-
Ministry of Information, Communications and the Digital Economy						
1	Communications Authority of Kenya	-	3,466,900,000	-	-	-
Ministry of Lands, Public Works, Housing and Urban Development						
1	National Housing Corporation	8,607,448	-	-	-	-
Ministry of Mining, Blue Economy and Maritime Affairs						
1	Kenya Maritime Authority	-	220,000,000	-	-	-
Ministry of Roads and Transport						
1	Kenya Airports Authority	-	-	-	206,505,297	73,318,328
2	Kenya Civil Aviation Authority	-	450,000,000	-	182,324,356	60,004,133
3	Kenya Ports Authority	10,576,400,000	-	-	-	-
Ministry of Tourism, Wildlife and Heritage						
1	Kenya Hotel Properties Limited	-	-	71,250	-	-
Ministry of Trade, Investments and Industry						
1	Kenya Development Corporation	-	-	-	29,320,713	7,550,964
Ministry of Water, Sanitation and Irrigation						
1	Athi Water Works Development Agency	-	-	-	8,000,000	8,939,500
2	Central Rift Valley Water Works Development Agency	-	-	-	20,000,000	19,460,000
The National Treasury and Economic Planning						
1	Capital Markets Authority	-	540,000,000	1,680,000	-	-
2	Development Bank of Kenya	-	-	300,000	-	-
3	Kenya Reinsurance Corporation	336,000,000	-	624,000	-	-
4	Kenya Revenue Authority	-	-	600,000	-	-
5	Privatization Commission	-	-	1,250,000	-	-
6	Insurance Regulatory Authority	-	1,050,000,000	-	-	-
7	Retirement Benefits Authority	-	27,000,000	-	-	-
8	Registration of Certified Public Secretaries Board	-	20,000,000	-	-	-
Government Linked Corporations						
1	De La Rue Kenya EPZ	-	-	1,000,000	-	-
2	Housing Finance Co. of Kenya	4,186,875	-	-	-	-
3	Kenya Airways Ltd	-	-	1,339,750	-	-
4	Nairobi Securities Exchange	1,750,000	-	-	-	-
5	Safaricom Ltd	16,406,409,919	-	1,187,500	-	-
6	Stanbic Holdings PLC	63,325,206	-	-	-	-
	Total	36,713,696,938	5,901,900,000	13,402,500	7,087,259,647	2,086,112,531