


REPUBLIC OF KENYA



*Enhancing Accountability*

PARLIAMENT  
OF KENYA  
LIBRARY

**REPORT**

 OF THE NATIONAL ASSEMBLY PAPERS	
<b>THE AUDITOR-GENERAL</b>	
DATE: 14 NOV 2024	DAY: THURSDAY
TABLED BY:	ON Majority Whip
CLERK-AT THE-TABLE:	Anastacia

**ENABLE YOUTH KENYA PROGRAM  
(ADF LOAN NO.2100150038895)**

**FOR THE YEAR ENDED  
30 JUNE, 2024**

**STATE DEPARTMENT FOR CROP  
DEVELOPMENT**





**ENABLE YOUTH KENYA**  
**STATE DEPARTMENT FOR AGRICULTURE**  
**PROJECT GRANT/CREDIT NUMBER: P-Ke-AaZ-014**

---


**ANNUAL REPORT AND FINANCIAL STATEMENTS**

**FOR THE FINANCIAL YEAR ENDED**

**JUNE 30, 2024**

---

**Prepared in accordance with the Cash Basis of Accounting Method under the International Public  
Sector Accounting Standards (IPSAS)**



<b>Table Contents</b>	<b>Page</b>
1. Acronyms and Definition of Terms .....	ii
2. Project Information and Overall Performance .....	iii
3. Statement of Performance against Project's Predetermined Objectives .....	x
4. Environmental and Sustainability Reporting .....	xii
5. Statement of Project Management Responsibilities .....	xiv
6. Report of the Independent Auditor on Financial Statements for ENABLE Youth Kenya Program .....	xvi
7. Statement of Receipts and Payments for the Year Ended 30th June 2024. ....	1
8. Statement of Financial Assets and Liabilities as at 30 <sup>th</sup> June 2024 .....	2
9. Statement of Cash flows for the year ended 30 <sup>th</sup> June 2024 .....	3
10. Statement of Comparison of Budget and Actual Amounts for the Year ended 30 <sup>th</sup> June 2024 .....	4
11. Significant Accounting Policies .....	5
12. Notes to the Financial Statements .....	12
13. Annexes.....	35

**1. Acronyms and Definition of Terms**

CBK	Central Bank of Kenya
ICPAK	Institute of Certified Public Accountants of Kenya
IMF	International Monetary Fund
IPSAS	International Public Sector Accounting Standards
CT	County Treasury
NT	National Treasury
PFM	Public Finance Management.
PSASB	Public Sector Accounting Standards Board
WB	World Bank
Comparative FY	Financial year preceding the current financial year.
AFDB	African Development Bank

**2. Project Information and Overall Performance**

**2.1 Name and registered office**

**Name**

The project's official name is ENABLE Youth Kenya Program

**Objective**

The key objective of the project is:

Support growth of sustainable commercial viable small and medium agribusiness enterprises through development of well-structured agribusiness projects providing financial products market access and networking.

**Address**

The project headquarters offices are in Nairobi, Nairobi County, Kenya. The address of its registered office is :

Kilimo House, Cathedral Road,

P.O Box 30028-00100

NAIROBI.

The project also has offices/branches as follows:

**The project has no other Branches.**

**Contacts:** The following are the project contacts

P.O. Box: 30028-00100

Telephone: (254) 020) 271887/09

E-mail: [enableyouth.go.ke](mailto:enableyouth.go.ke)

Website: [www.agriculture.go.ke](http://www.agriculture.go.ke)

**Project information and overall performance (continued)**

**2.2 Project Information**

Project Start Date:	11 <sup>th</sup> January 2018
Project End Date:	30-June-2025
Project Coordinator:	Mrs. Jacinta Ngwiri
Project Sponsor:	African Development Bank

**2.3 Project Overview**

Line Ministry and State/ County Department	Ministry of Agriculture and Livestock Development
Project number	P-KE-AAZ-014
Strategic goals of the project	The strategic goals of the project are as follows: Contribute to job creation, food security and nutrition, income generation and improved low carbon, climate resilient livelihoods for youth in both urban and rural areas.
Summary of Project Strategies for achievement of strategic goals	The project management aims to achieve the goals through the following means: Engaging partners to create Enabling environments and climate smart technologies.
Other important background information of the project	The project aims to encourage growth of sustainable commercially viable agribusiness small and medium scale enterprises.
Areas that the project was formed to intervene	The project was formed to intervene in the following problems/gaps: i. Increasing trend of unemployment on graduate youths ii. ii) Provide training and access of funds to Youths in Agriculture
	7 Years



**Project Information and Overall Performance (Continued)**

**2.4 Bankers**

The following are the bankers for the project:

- (i) Central Bank of Kenya  
 A/C no: 1000457759  
 Haile Selassie Avenue  
 P.O Box 60000-00200  
 City Square,  
 Nairobi, Kenya.

**2.5 Independent Auditor**

The project is audited by the Office of the Auditor-General

**2.6 Roles and Responsibilities**

No	Names	Title designation	Key qualification	Responsibilities
1.	Jacinta Ngwiri	Program Coordinator	Msc.Agriculture &Rural Development	Overall Program coordination and Management.
2	Alice W. Kinyua	Agribusiness Officer	Msc.Agriculture &Rural Development	Youth incubation/Training Development
3.	John M.Kisuna	Investments Officer	Bsci.Agriculture	Management of Youth agribusiness investments and all Program Partnerships.
4.	Wambua Muthui	M&E Officer	Bsc.Agriculture	Budgeting,Planning, Monitoring/evaluation and reporting.

**ENABLE Youth Kenya Program****Annual Report and Financial Statements for the financial year ended June 30, 2024**

5.	Meshack Makhoha	Gender and	Masters in Project Management	Gender mainstreaming in Program Activities
6	John Maina	Knowledge Management Officer	Bsc. Agriculture	Program Communication and ICT infrastructure.
7.	John Kisuna	Investment officer	Bsc. Agriculture	Management of youth agribusiness investments and all program Partnership
8.	Mercy Gitu	Program Accountant	MBA &CPAK	Program Accounting
9.	Raymond Sang	Procurement Officer	Bsci. Supply Chain Management	Program Procurement
10.	Shannon Chumba	Procurement Officer	Bsci. Supply Chain Management	Program Procurement
11.	Ben Okoth	Principal Clerical Officer	Diploma in International Relationship	Office Management and Letter Deliveries
12	Alice Macua	Office Assistant	Secretarial Course	Office Management
13.	Jackline Chepkoech	Support Staff	KCSE	Office Cleaning
14.	Peter Ombaso	Driver	Defensive Driving	Program Transport
15.	Benson Muthee	Driver	Defensive Driving	Program Transport

**2.7 Funding summary**

The Project is for a duration of seven years from 2018 to 2025 with an approved budget of US\$ 36,330,000 equivalent to Kshs 3,751,072,500 as highlighted in the table below:

Project information and overall performance (continued)

Below is the funding summary:

A. Source of Funds

Source of funds	Donor Commitment		Amount received to date – (30 <sup>th</sup> June 2024)		Undrawn balance to date	
	Donor currency	Kshs	Donor currency USD	Kshs	Donor currency Kshs	Kshs
	(A)	(A')	(B)	(B')	(A)-(B)	(A') - (B')
<b>(i) (i) Loan</b>						
AFDB	30,000,000	3,097,500,000	8,871,531	915,985,534	21,128,469	2,181,514,466
<b>(ii) (ii) Counterpart funds</b>						
Government of Kenya	3,330,000	343,822,500	1,271,827	164,065,719	2,058,173	179,756,781
AFC	3,000,000	309,750,000	0	0	3,000,000	309,750,000
<b>Total</b>	<b>36,330,000</b>	<b>3,751,072,500</b>	<b>10,143,358</b>	<b>1,080,051,253</b>	<b>26,186,642</b>	<b>2,671,021,247</b>

Notes to the undrawn balance

i) The contracted works for refurbishment has been slow and only two out of the eight contractors have fully finished.

ii) The contracted suppliers for agricultural machinery have been delivered and paid partially hence low absorption

iii) Disbursement to Agricultural Finance Corporation for onlending to youths has been slow having disbursed 330Million out of the allocated 2Billion.

**Project information and overall performance (continued)**

**B. Application of Funds**

Application of funds	Amount received to date – (30 <sup>th</sup> June 2024)		Cumulative amount paid to date – (30 <sup>th</sup> June 2024)		Unutilised balance to date (30 <sup>th</sup> June 2024)	
	<i>Donor currency</i>	<i>Kshs</i>	<i>Donor currency</i>	<i>Kshs</i>	<i>Donor currency</i>	<i>Kshs</i>
	<i>(A)</i>	<i>(A')</i>	<i>(B)</i>	<i>(B')</i>	<i>(A)-(B)</i>	<i>(A')-(B')</i>
<b>(i) Loan</b>						
AFDB	8,871,531	915,985,719	6,256,778.00	894,975,064	2,614,753	21,010,470
<b>(ii) Counterpart funds</b>						
Government of Kenya	1,271,827	164,065,719	1,271,827	164,065,719	0	0
AFC	0	0	0	0	0	0
<b>Total</b>	10,143,358	1,080,051,253	7,528,605	1,059,040,783	2,614,753	21,010,470

**Project information and overall performance (continued)**

**2.8 Summary of Overall Project Performance:**

- i) Budget performance against actual amounts for the current year and for cumulative to-date,*
- ii) The program has on boarded and trained three youth cohorts, refurbishments of buildings is ongoing and agricultural equipment have been delivered.*
- iii) The absorption rates have been 20/21=5%, 21/22=10%, 22/23=17% 23/24=26%*
- iv) Implementation challenges: I) Delay in disbursement of Risk Guarantee Funds-The account is open and its being Fast racked*
- v) Poor performance of the training consultant –The contract has been cancelled and the ministry and Agricultural Finance Corporation to train and incubate.*

**2.9 Summary of Project Compliance:**

- i) The program has effectively and efficiently managed the public funds ensuring value for money. The program has adhered and complied with the provisions of agreement of AFDB and treasury circulars.*

**3. Statement of Performance against Project's Predetermined Objectives**

- a) Section 81 (2) (f) of the Public Finance Management Act, 2012 requires that, at the end of each financial year, the Accounting Officer when preparing financial statements of each National Government entity in accordance with the standards and formats prescribed by the Public Sector Accounting Standards Board includes a statement of the national government entity's performance against predetermined objectives.
- b) a) The key development objective of the Program's agreement/plan is to create business opportunities and decent employment for female and male youth along priority agricultural value chains in Kenya through the provision of entrepreneurship skills, funding and business linkages
- c) **Progress on the attainment of strategic development objectives**

To implement and cascade the above development objectives to specific sectors, all the development objectives were made specific, measurable, achievable, realistic, and time-bound (SMART) and converted into development outcomes. Attendant indicators were identified to track progress and performance measurement.

***ENABLE Youth Kenya Program***

***Annual Report and Financial Statements for the financial year ended June 30, 2024***

Below, we provide the progress on attaining the stated objectives:

Project	Objective	Outcome	Indicator	Performance
	To create business opportunities and decent employment for female and male youth along priority agricultural value chains in Kenya through the provision of entrepreneurship skills, funding and business linkages	Increased youth employment	No. of skilled and unskilled jobs created (for at least two-thirds of either gender)	8,000 targeted;
0 achieved				
		Increased agribusinesses ventures	No. of business plans developed	1,955 targeted;

**4. Environmental and Sustainability Reporting**

**i. Sustainability strategy and profile**

The management refers to sustainable efforts, and broad trends in political and macroeconomic affecting sustainability priorities, reference to international best practices and key achievements and failure in the implementation of the program.

**ii. Environmental performance**

The program has an environmental policy guiding in efforts to manage biodiversity, waste management policy and efforts to reduce environmental impact of the organisations product.

**iii. Employee welfare**

The program is guided by the gender action plan and the Human resource managemet

**iv. Marketplace practices-**

**a) Responsible Supply chain and supplier relations-**

The program upholds and seeks the necessary approvals from the Ministry and African Development Bank on procurement matters

**b) Responsible ethical practices**

The program ensures that the activities being implemented are done ethically and are in line with the donors and Government Ethical Practices.

**c) Regulatory impact assessment**

*The program implementation ensures that the rights of the incubatees are protected*

*Through the incubate selection criteria which s followed during selection process.*



**v. Community Engagements**

The program conducts training seminars and team building activities for its staff. The Program also encourages the incubates through mentors who take them through business related trainings.)

**5. Statement of Project Management Responsibilities**

The *Principal Secretary* for the *State Department for Agriculture* and the *Project Coordinator for ENABLE Youth Kenya Program* are responsible for the preparation and presentation of the Project's financial statements, which give a true and fair view of the state of affairs of the Project for the financial year ended on June 30, 2024.

This responsibility includes (i) Maintaining adequate financial management arrangements and ensuring that these continue to be effective throughout the reporting period, (ii) Maintaining proper accounting records, which disclose with reasonable accuracy at any time the financial position of the project, (iii) Designing, implementing and maintaining internal controls relevant to the preparation and fair presentation of the financial statement, and ensuring that they are free from material misstatements, whether due to error or fraud, (iv) safeguarding the assets of the project, (v) Selecting and applying appropriate accounting policies and (v) Making accounting estimates that are reasonable in the circumstances.

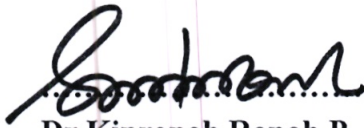
The *Principal Secretary* for the *State Department of Agriculture* and the *Project Coordinator* for ENABLE Youth Kenya accept responsibility for the Project's financial statements, which have been prepared on the Cash Basis Method of Financial Reporting, using appropriate accounting policies in accordance with International Public Sector Accounting Standards.

The *Principal Secretary* for the *State Department of Agriculture* and the *Project Coordinator* for ENABLE Youth Kenya are of the opinion that the Project's financial statements give a true and fair view of the state of the Project's transactions during the financial year ended June 30, 2024, and of the Project's financial position as at that date. The *Principal Secretary* for *State Department for Agriculture* and the *Project Coordinator* further confirm the completeness of the accounting records maintained for the Project, which have been relied upon in the preparation of the Project financial statements and the adequacy of the systems of internal financial control.

The *Principal Secretary* for the *State Department of Agriculture* and the *Project Coordinator* confirm that the Project has complied fully with applicable Government Regulations and the terms of external financing covenants and that Project funds received during the financial year under audit were used for the eligible purposes for which they were intended and were properly accounted for.

**Approval of the Project Financial Statements**

The Project financial statements were approved by the *Principal Secretary* for the *state Department* for Agriculture and the *Project Coordinator* on 31st October 2024 and signed by:



.....  
**Dr. Kipronoh Ronoh P.**  
*Principal Secretary*



.....  
**Jacinta Ngwiri**  
**Project Coordinator**



.....  
**Mercy Gitu**  
**Project Accountant**  
**ICPAK Member No:20360**

# REPUBLIC OF KENYA



*Enhancing Accountability*

Telephone: +254-(20) 3214000  
Email: info@oagkenya.go.ke  
Website: www.oagkenya.go.ke

**HEADQUARTERS**  
Anniversary Towers  
Monrovia Street  
P.O Box 30084-00100  
NAIROBI

## **REPORT OF THE AUDITOR-GENERAL ON ENABLE YOUTH KENYA PROGRAM (ADF LOAN NO.2100150038895) FOR THE YEAR ENDED 30 JUNE, 2024 - STATE DEPARTMENT FOR CROP DEVELOPMENT**

---

### PREAMBLE

I draw your attention to the contents of my report which is in three parts:

- A. Report on the Financial Statements that considers whether the financial statements are fairly presented in accordance with the applicable financial reporting framework, accounting standards and the relevant laws and regulations that have a direct effect on the financial statements.
- B. Report on Lawfulness and Effectiveness in Use of Public Resources which considers compliance with applicable laws, regulations, policies, gazette notices, circulars, guidelines and manuals and whether public resources are applied in a prudent, efficient, economic, transparent and accountable manner to ensure the Government achieves value for money and that such funds are applied for the intended purpose.
- C. Report on the Effectiveness of Internal Controls, Risk Management and Governance which considers how the entity has instituted checks and balances to guide internal operations. This responds to the effectiveness of the governance structure, risk management environment and internal controls, developed and implemented by those charged with governance for orderly, efficient and effective operations of the entity.

An unmodified opinion is issued when the Auditor-General concludes that the financial statements present a true and fair view in accordance with the applicable financial reporting framework, without any identified material misstatements. This opinion indicates that the auditor has obtained sufficient appropriate audit evidence to support the conclusion and that the financial statements are free from significant errors or omissions.

An unmodified opinion does not necessarily mean that an entity has complied with all relevant laws and regulations, and that its internal controls, risk management and governance systems are properly designed and were working effectively in the financial year under review. The Unmodified Opinion on the report on the Financial Statements should be read together with report on the Lawfulness and Effectiveness in the Use of Public Resources, and the report on Effectiveness of Internal Controls, Risk Management and Governance.

The three parts of the report are aimed at addressing the statutory roles and responsibilities of the Auditor-General as provided by Article 229 of the Constitution, the Public Finance Management Act, 2012 and the Public Audit Act, 2015. The three parts of the report when read together constitute the report of the Auditor-General.

---

*Report of the Auditor-General on Enable Youth Kenya Program (ADF Loan No.2100150038895) for the year ended 30 June, 2024 - State Department for Crop Development*

## REPORT ON THE FINANCIAL STATEMENTS

### Opinion

I have audited the accompanying financial statements of Enable Youth Kenya Program set out on pages 1 to 36, which comprise of the statement of financial assets as at 30 June, 2024, and the statement of receipts and payments, statement of cash flows and the statement of comparison of budget and actual amounts for the year then ended and a summary of significant accounting policies and other explanatory information in accordance with the provisions of Article 229 of the Constitution of Kenya and Section 35 of the Public Audit Act, 2015. I have obtained all the information and explanations which to the best of my knowledge and belief, were necessary for the purpose of the audit.

In my opinion, the financial statements present fairly, in all material respects, the financial position of Enable Youth Kenya Program as at 30 June, 2024, and of its financial performance and its cash flows for the year then ended, in accordance with International Public Sector Accounting Standards (Cash Basis) and comply with the Loan Agreement No.2100150038895 dated 23 May, 2018 between the Republic of Kenya and the African Development Fund and the Public Finance Management Act, 2012.

### Basis for Opinion

The audit was conducted in accordance with the International Standards for Supreme Audit Institutions (ISSAIs). I am independent of the Enable Youth Kenya Program Management in accordance with ISSAI 130 on the Code of Ethics. I have fulfilled other ethical responsibilities in accordance with the ISSAI and in accordance with other ethical requirements applicable to performing audits of financial statements in Kenya. I believe that the audit evidence I have obtained is sufficient and appropriate to provide a basis for my opinion.

### Emphasis of Matter

#### 1. Budgetary Control and Performance

The statement of comparative budget and actual amounts reflects final receipts budget and actual on a comparable basis of Kshs.255,000,000 and Kshs.144,896,289 respectively resulting to an underfunding of Kshs.110,103,711 or 43% of the budget. Although the Management has explained that the underfunding was as a result of budget cuts during the supplementary budget II, this affected the overall planned activities of the program.

Further, the statement of comparative budget and actual amounts reflects final payments budget and actual on a comparable basis of Kshs.255,000,000 and Kshs.123,886,019 respectively resulting to an under-expenditure of Kshs.131,113,981 or 51% of the budget.

The underfunding, under-expenditure and slow absorption of funds affected the planned activities and may have impacted negatively on delivery of goods and services to the public.

## **2. Slow Absorption of Project Funds**

As disclosed under Note 2.2 of the project information, the program is expected to close on 30 June, 2025. Additionally, Note 2.7 on funding summary indicates commitment made towards the program amounting to Kshs.3,751,072,500 (USD.36,330,000). However, actual drawdowns as at 30 June, 2024 amounted to Kshs.1,080,051,253 (USD.10,460,545) leaving a balance of Kshs.2,671,021,247 (USD.25,869,455) undrawn with nine (9) months to the project end date.

Consequently, the Program slow absorption of the funds may affect the planned activities.

### **Key Audit Matters**

Key audit matters are those matters that, in my professional judgement, are of most significance in the audit of the financial statements. There were no key audit matters to report in the year under review.

### **Other Information**

#### **Conclusion**

The Management is responsible for the other information set out on page iii to vi which comprise of project Information and Management, Management Team, Report of the Principal Secretary and Statement of Performance Against Predetermined Objectives). The Other Information does not include the financial statements and my audit report thereon.

#### **Basis for Conclusion**

In connection with my audit on the Enable Youth Kenya program's financial statements, my responsibility is to read the other information and in doing so, consider whether the other information is materially inconsistent with the financial statements or my knowledge obtained in the audit or otherwise appears to be materially misstated. If based on the work I have performed, I conclude that there is a material misstatement of this Other Information, I am required to report that fact. I have nothing to report in this regard.

My opinion on the financial statements does not cover the Other Information and accordingly, I do not express an audit opinion or any form of assurance conclusion thereon.

## **REPORT ON LAWFULNESS AND EFFECTIVENESS IN USE OF PUBLIC RESOURCES**

### **Conclusion**

As required by Article 229(6) of the Constitution, based on the audit procedures performed, except for the effect of the matters described in the Basis for Conclusion on the Lawfulness and Effectiveness in Use of Public Resources section of my report, I

confirm that nothing else has come to my attention to cause me to believe that public resources have not been applied lawfully and in an effective way.

## **Basis for Conclusion**

### **1. Non-Adherence to the Provisions of the Loan Agreement**

Review of the activities relating to the project revealed that Management had substituted one of the project's geographical locations from the original list of eight (8) identified in the agreement. The Management substituted Laikipia University (Samburu) for Regional Pastoral Training Center in Narok. No documentation was provided to support the change of scope of the project.

Further, the incubation activities were to be conducted under two categories namely standard incubation for unemployed, graduated and acceleration for those youths already engaged in agribusiness but lack access to finance and market linkages, with a youth target of 60% and 40% of the categories respectively. Review of documents in support of the youths trained revealed that the incubation was being offered to the acceleration category only.

The Management is therefore in breach of the Loan Agreement

### **2. Delayed Disbursements and Project Implementation**

The program funding summary indicates that African Development Bank had contributed Kshs.862,800,762 equivalent to 27.9% of the Banks committed funds and the Government of Kenya had contributed Kshs.164,065,719 equivalent to 25% of the GoK committed funds for the program. However, no funds have so far been received from Agricultural Finance Corporation (AFC).

Although Management has indicated that the subsidiary agreement for Risk Guarantee Fund Facility was finally signed on 8 March, 2023, payment for service charge, commitment charges and interest are ongoing with no commitment from the financiers as to when the outstanding funds will be disbursed to the project.

In the circumstances, exits loss of funds through payment of commitment fees, services charge and interest.

### **3. Delay in Training and Empowering of Youths**

Despite the project having Trained 432 youths, which is 21% of the total Youths targeted of 2,080, there was slow progress in achieving the set targets. Details are as outlined below:

Cohort	Targeted Youths	Successfully Incubates	Outstanding Number	% of Trained and Incubated Youths
1	520	234	286	45%
2	520	198	322	38%
3	520	On-going		
4	520			

The Management attributed the slow progress in achieving set targets to a dispute with the UNESS (Service Provider) who under-performed on the contract. The Ministry of Agriculture, Livestock, Fisheries & Cooperatives State Department for Crop Development & Agricultural Research tried to terminate the contract but the Service Provider promised to deliver in the subsequent trainings and incubations.

Management did not provide the latest documentation to support termination of the project and neither was there evidence of continuous implementation of the project by the Service Provider. The donor has, however, extended the closing date of the financing agreement to June, 2025 to allow finalization of the pending works.

There is a high chance that set outcomes/targets of training and incubating Two Thousand and Eighty (2,080) youths out of which 1,200 Agribusinesses were to be established each recruiting at least 5 support staff, may not be achieved within the remaining ten (10) months to the closure of the project

In the circumstances, no strategies put in place to ensure that targets are met before the lapse of the project

#### 4. Failure to Observe Gender Equality in Recruitment, Training and Incubation and Financing Process

Review of documents provided in support of the youth who were recruited, trained, incubated and financed revealed that more men were involved in the program than women contrary to part 3.2.4 of the program Appraisal Report which emphasizes on the need to observe gender equality. Details are as shown below:

Details	Total Number of		
	Youths Incubated	Male Youths	Female Youths
Cycle1 cohort1	234	174	60
Cycle 1 cohort 2	32	20	12
Cycle 2	166	132	34

In the circumstances, Management is in violation of the program agreement/conditions



## 5. Delayed Implementation of Projects

### 5.1 Stalled Works at the Regional Pastoral Center-Narok

Site visit to the project and review of the progress report revealed that, a contract for renovation and rehabilitation of the incubation center at a cost of Kshs.8,318,517 was awarded to a company. At the time of audit inspection, renovation works for classrooms had not yet commenced while the retention center was done to roofing level only and the internal finishing, electrical works, plumbing works, window panes and painting had not been done. In addition, the contract included installation of ground level and elevated water tanks which had not been done. The contractor had terminated the contract having been paid Kshs.1,024,353. No satisfactory explanation has been offered by the management on measures it intends to take to ensure the project is completed and in use within the remaining eight months before the closure of the project.

### 5.2 Idle Equipment

Review of expenditure records revealed a payment of Kshs.3,739,500 in respect of equipment procured and delivered to four (4) institutions in the prior year as detailed below:

Equipment Name	Location	Amount (Kshs)
Prefabricated Cold-room	Naivasha DTI	2,610,000
Horizontal Feed Mixer	RIAT University Kisumu	195,000
Pelleting Machine	RIAT University Kisumu	499,500
Tomato pulper/Extractor Machine	RIAT University Kisumu	435,000

However, physical verification of the equipment in the month of September, 2024 revealed that the equipment had not been installed or commissioned. Although Management has explained that the reason for non-use of some equipment was due to undergoing renovations of the buildings in which they are to be installed while others are waiting for a three-phase power installation, the equipment are idle and not in use.

The stakeholders may not obtain value for money on the resources already spent on the project.

## 6. Delays in Delivery of Goods by Suppliers

### 6.1 Supply of Various Items to the Incubation Centers

Review of procurement documents provided for audit revealed that the program management awarded contracts to various suppliers to supply various items to the Incubation centers. The contract agreements to supply the items were signed in the financial year 2020/2021. However, some of the items have never been supplied 5 years since the signing of the contract agreement form. It is not clear whether the items will be

supplied within the ten months period left before the closure of the program. The Management has not given an explanation as to why the items haven't been supplied up to date as detailed below:

#### **6.1.1 Supply, Delivery, Installation and Training for Mushroom and Vegetable Equipment**

The Project Management awarded contract to a Company at a contract sum of Kshs.31,977,170 vide ref: MOALF&C/ENABLE/019/2020-2021 for supply, delivery, installation and training for mushroom and vegetable equipment. However, all Mushroom value chain equipment and 50% of contracted vegetables value chain equipment totalling Kshs.7,011,920 have not been delivered as per the contractual obligations.

#### **6.1.2 Supply, Delivery, Installation and Training for Dairy Value Equipment**

The Project Management awarded contract to a contractor to supply, delivery, installation and training for dairy value equipment through reference No.MOALF & C/ENABLE/023/2020-2021 at a contract sum of Kshs.41,599,600. However, equipment totalling Kshs.12,868,000 had not been delivered to date.

Consequently, the system cannot therefore function to deliver its expected utility.

#### **6.1.3 Supply, Delivery, Installation and Training for Fishery Equipment**

The Project Management awarded contract to a contractor and through supplier reference No.MOALF&C/ENABLE/017/2020-2021 for the Kshs.16,636,225 for supply, delivery, installation and training for fishery equipment. However, some of the equipment totalling Kshs.13,971,375 have not been delivered to date as per the contractual terms.

#### **6.1.4 Supply, Delivery, Installation and Training for Poultry Equipment**

The Project Management awarded contract to a Limited Company for Supply, delivery, installation and training for poultry equipment through reference No.MOALF&C/ENABLE/018/2020-2021 at a contract sum of Kshs.13,498,800. However, equipment with a total cost of Kshs.1,194,400 have never been delivered as per the contractual agreement;

Under Circumstance, no explanation were provided for non-compliance with the contract agreements.

The audit was conducted in accordance with ISSAIs 3000 and 4000. The Standards require that I comply with ethical requirements and plan and perform the audit to obtain assurance about whether the activities, financial transactions and information reflected in the financial statements comply in all material respects, with the authorities that govern them. I believe that the audit evidence I have obtained is sufficient and appropriate to provide a basis for my conclusion.

# REPORT ON THE EFFECTIVENESS OF INTERNAL CONTROLS, RISK MANAGEMENT AND GOVERNANCE

## **Conclusion**

As required by Section 7(1)(a) of the Public Audit Act, 2015 and based on the audit procedures performed, except for the effect of the matters described in the Basis for Conclusion on the Effectiveness of Internal Controls, Risk Management and Governance section of my report, I confirm that nothing else has come to my attention to cause me to believe that internal controls, risk management and governance were not effective.

## **Basis for Conclusion**

### **1. Lack of Internal Audit Report**

During the year under review, it was noted that there was no internal audit review of the Program's activities contrary to Section 73(3)(b) of the Public Finance Management Act, 2012 which requires that the Internal Auditor shall conduct internal auditing which includes risk-based, value-for-money and systems audits aimed at strengthening internal control mechanisms that could have an impact on achievement of the strategic objectives of the entity.

The tone and risk management culture of the Project as well as evaluation and reporting on the economy, effectiveness and efficiency of the implementation of management policies could not be ascertained.

### **2. Inactive/Dormant Program Steering Committee (PSC)**

Review of the work plan for the year under review noted that PSC had planned to hold two meetings. However, there was no evidence in form of Steering Committee attendance Register and Minutes to confirm that the committee did undertake its responsibility as stated in the program Appraisal Report.

The committee is in breach of the requirement of the financing agreement and condition.

The audit was conducted in accordance with ISSAIs 2315 and 2330. The Standards require that I plan and perform the audit to obtain assurance about whether effective processes and systems of internal controls, risk Management and overall governance were operating effectively in all material respects. I believe that the audit evidence I have obtained is sufficient and appropriate to provide a basis for my conclusion.

## REPORT ON OTHER LEGAL AND REGULATORY REQUIREMENTS

As required by African Development Fund (ADF), I report based on my audit, that:

- i. The Program's funds have been used in accordance with the conditions of the Loan Agreement with due attention to economy, efficiency and effectiveness, and for the purposes for which they were provided;
- ii. Goods and services financed have been procured in accordance with the Loan Agreement and the Fund's rules and procedures;
- iii. Necessary supporting documents, records and accounts have been kept in respect of all Program activities; and
- iv. Adequate internal control to monitor expenditure and other financial transactions and ensure safe custody of assets exists.
- v. Ledgers and fixed assets register for the Programme's assets are maintained as required.
- vi. I have obtained all the information and explanations which, to the best of my knowledge and belief, were necessary for the purpose of the audit;
- vii. In my opinion, adequate accounting records have been kept by the Programme, so far as appears from the examination of those records; and
- viii. The Programme's financial statements are in agreement with the accounting records and returns.

#### **Responsibilities of the Management and those Charged with Governance**

The Management is responsible for the preparation and fair presentation of these financial statements in accordance with International Public Sector Accounting Standards (Cash Basis) and for maintaining effective internal controls as Management determines is necessary to enable the preparation of financial statements that are free from material misstatement, whether due to fraud or error and for its assessment of the effectiveness of internal controls, risk management and governance.

In preparing the financial statements, Management is responsible for assessing the Program's ability to continue to sustain its services, disclosing, as applicable, matters related to sustainability of services and using the applicable basis of accounting unless the Management is aware of the intention to terminate the Program or cease operations.

The Management is also responsible for the submission of the financial statements to the Auditor-General in accordance with the provisions of Section 47 of the Public Audit Act, 2015.

In addition to the responsibility for the preparation and presentation of the financial statements described above, Management is also responsible for ensuring that the activities, financial transactions and information reflected in the financial statements comply with the authorities which govern them and that public resources are applied in an effective way.

Those charged with governance are responsible for overseeing the Program financial reporting process, reviewing the effectiveness of how Management monitors compliance with relevant legislative and regulatory requirements, ensuring that effective processes and systems are in place to address key roles and responsibilities in relation to governance and risk management and ensuring the adequacy and effectiveness of the control environment.

### **Auditor-General's Responsibilities for the Audit**

My responsibility is to conduct an audit of the financial statements in accordance with Article 229(4) of the Constitution, Section 35 of the Public Audit Act, 2015 and the INTOSAI Framework of Professional Pronouncements (IFPP). The Framework requires that, in conducting the audit, I obtain reasonable assurance about whether the financial statements as a whole are free from material misstatements, whether due to fraud or error and to issue an auditor's report that includes my opinion in accordance with Section 48 of the Public Audit Act, 2015. Reasonable assurance is a high level of assurance but is not a guarantee that an audit conducted in accordance with IFPP will always detect a material misstatement when it exists. Misstatements can arise from fraud or error and are considered material if, individually or in the aggregate, they could reasonably be expected to influence the economic decisions of users taken on the basis of these financial statements.

In conducting the audit, Article 229(6) of the Constitution also requires that I express a conclusion on whether or not in all material respects, the activities, financial transactions and information reflected in the financial statements are in compliance with the authorities that govern them and that public resources are applied in an effective way. In addition, I also I consider the entity's control environment in order to give an assurance on the effectiveness of internal controls, risk management and governance processes and systems in accordance with the provisions of Section 7(1)(a) of the Public Audit Act, 2015.

Further, I am required to submit the audit report in accordance with Article 229(7) of the Constitution.

Detailed description of my responsibilities for the audit is located at the Office of the Auditor-General's website at: <https://www.oagkenya.go.ke/auditor-generals-responsibilities-for-audit/>. This description forms part of my auditor's report.

  
FCPA Nancy Gathungu, CBS  
**AUDITOR-GENERAL**

**Nairobi**

**11 November, 2024**

**ENABLE Youth Kenya Program**


**Annual Report and Financial Statements for the financial year ended June 30, 2024**


**7. STATEMENT OF RECEIPTS AND PAYMENTS FOR THE YEAR ENDED 30TH JUNE 2024.**

	No	Receipts and payments controlled by the entity	Payments made by third parties	Total	Receipts and payment controlled by the entity	Payments made by third parties	Total	Cumulative to-date (From inception)
		2023-2024			2022-2023			
		Kshs.	Kshs.	Kshs.	Kshs.	Kshs.	Kshs.	Kshs.
<b>Receipts</b>								
Transfer from Government entities	1	39,811,487	-	39,811,487	27,252,890	0	27,252,890	164,065,719
Loan from external development partners	3	103,446,882	1,637,920	105,084,802	378,466,235	111,877,592	490,343,827	915,985,534
<b>Total receipts</b>		<b>144,464,819</b>	<b>1,637,920</b>	<b>144,896,289</b>	<b>405,719,125</b>	<b>111,877,592</b>	<b>517,596,717</b>	<b>1,080,051,253</b>
<b>Payments</b>								
Purchase of goods and services	6	117,685,899	1,637,920	119,323,819	89,528,810	24,373,680	113,902,490	402,347,002
Acquisition of non-financial assets	8	4,562,000	0	4,562,000	0	87,503,912	87,503,912	103,110,512
Transfers to other government entities	9	0	0	0	333,304,145	0	333,304,145	553,583,269
<b>Total payments</b>		<b>122,248,099</b>	<b>1,637,920</b>	<b>123,886,019</b>	<b>422,832,955</b>	<b>111,877,592</b>	<b>534,710,547</b>	<b>1,059,040,783</b>
<b>Surplus/ (deficit)</b>		<b>21,010,470</b>	<b>-</b>	<b>21,010,470</b>	<b>(17,113,830)</b>	<b>-</b>	<b>(17,113,830)</b>	<b>21,010,470</b>

The accounting policies and explanatory notes to these financial statements are an integral part of the financial statements.

  
 .....  
**Dr. Kipronoh Ronoh P.**  
*Principal Secretary*

  
 .....  
**Jacinta Ngwiri**  
*Project Coordinator*

  
 .....  
**Mercy Gitu**  
*Project Accountant*  
 ICPAK Member No:20360

*ENABLE Youth Kenya Program*

*Annual Report and Financial Statements for the financial year ended June 30, 2024*

**8. STATEMENT OF FINANCIAL ASSETS AND LIABILITIES AS AT 30<sup>TH</sup> JUNE 2024**

Description	Note	2023-2024	2022-2023
		Kshs	Kshs
<b>Financial Assets</b>			
Cash and Cash equivalents	11	21,985,586	975,116
Imprests and Advances	12	0	0
<b>Total Financial Assets (A)</b>		<b>21,985,586</b>	<b>975,116</b>
<b>Financial Liabilities</b>			
Third party Deposits and Retention	13	0	0
Total Financial Liabilities (B)			
<b>Net Financial Assets (A-B)</b>		<b>21,985,586</b>	<b>975,116</b>
<b>Represented By</b>			
Fund Balance B/fwd.	14	975,116	18,088,946
Prior Year adjustments	15		0
Surplus/(Deficit) for the Year		21,010,470	(17,113,830)
<b>Net Financial Assets</b>		<b>21,985,586</b>	<b>975,116</b>

The accounting policies and explanatory notes to these financial statements form an integral part of the financial statements. The financial statements were approved on 31/10 2024 and signed by:

  
.....  
Dr. Kipronoh Ronoh P.  
Principal Secretary

  
.....  
Jacinta Ngwiri  
Project Coordinator

  
.....  
Mercy Gitu  
Project Accountant  
ICPAK Member No:20360

**9. STATEMENT OF CASH FLOWS FOR THE YEAR ENDED 30<sup>TH</sup> JUNE 2024**

Description	Note	2023-2024	2022-2023
<b>Cashflow from operating activities</b>		<b>Kshs</b>	<b>Kshs</b>
<b>Receipts</b>			
Transfer from government entities	1	39,811,487	27,252,890
Proceeds from domestic and foreign grants	2	0	0
Miscellaneous receipts	4	0	0
<b>Total receipts</b>		<b>39,811,487</b>	<b>27,252,890</b>
<b>Payments</b>			
Compensation of employees	5	0	0
Purchase of goods and services	6	122,248,099	113,902,490
Social security benefits	7	0	0
Transfers to other government entities	9	0	333,304,145
Other grants and transfers	10	0	0
<b>Total Payments</b>		<b>122,248,099</b>	<b>447,206,635</b>
<b>Net receipts/(payments)</b>		<b>(82,436,612)</b>	<b>(419,953,745)</b>
<b>Adjustments during the year</b>			
Prior year adjustments	15	0	0
Decrease/(increase) in accounts receivable	16	0	0
Increase/(decrease) in accounts payable:	17	0	0
<b>Net cash flow from operating activities</b>		<b>(82,436,612)</b>	<b>(419,953,745)</b>
<b>Cashflow from investing activities</b>			
Acquisition of non-financial assets	8	4,562,200	87,503,912
<b>Net cash flows from investing activities</b>			<b>87,503,912</b>
<b>Cash flow from financing activities</b>			
Proceeds from foreign borrowings	3	105,084,802	490,343,827
<b>Net cash flow from financing activities</b>		<b>105,084,802</b>	<b>490,343,827</b>
<b>Net increase in cash and cash equivalents</b>		<b>21,010,470</b>	<b>(17,113,830)</b>
<b>Cash &amp; cash equivalent at beginning of the year</b>	<b>11</b>	<b>975,116</b>	<b>18,088,946</b>
<b>Cash and cash equivalent at end of the year</b>	<b>11</b>	<b>21,985,586</b>	<b>975,116</b>



**10. STATEMENT OF COMPARISON OF BUDGET AND ACTUAL AMOUNTS FOR THE YEAR ENDED 30<sup>TH</sup> JUNE 2024**

<b>Receipts/Payments Item</b>	<b>Original Budget</b>	<b>Adjustments</b>	<b>Final Budget</b>	<b>Actual on Comparable Basis</b>	<b>Budget Utilization Difference</b>	<b>% of Utilization</b>
	<b>a</b>	<b>b</b>	<b>c=a+b</b>	<b>d</b>	<b>e=c-d</b>	<b>f=d/c %</b>
	Kshs	Kshs	Kshs	Kshs	Kshs	
<b>Receipts</b>						
Transfer from Government entities	51,000,000		51,000,000	39,811,487	11,188,513	78%
Proceeds from borrowings	350,000,000	146,000,000	204,000,000	105,084,802	98,915,198	52%
Miscellaneous receipts						
<b>Total Receipts</b>	<b>401,000,000</b>	<b>146,000,000</b>	<b>255,000,000</b>	<b>144,896,289</b>	<b>108,897,261</b>	<b>57%</b>
<b>Payments</b>						
Compensation to employees	0	0	0			
Purchase of goods and services	241,100,00	(57,500,000)	183,600,000	119,323,819	64,276,181	64%
Social security benefits	0	0	0	0		
Acquisition of non-financial assets	18,400,000	53,000,000	71,400,000	4,562,200	66,837,800	6%
Transfers to other government entities	141,500,000	(141,500,000)	0	0	0	0
Other grants and transfers	0	0	0	0	0	0
<b>Total Payments</b>	<b>401,000,000</b>	<b>146,000,000</b>	<b>255,000,000</b>	<b>123,886,019</b>	<b>131,113,981</b>	<b>47%</b>
<b>Surplus or Deficit</b>						

Note: The significant budget utilization/performance differences in the last column are explained in Annex 2 to these financial statements.

**11. Significant Accounting Policies**

The principal accounting policies adopted in the preparation of these financial statements are set out below:

**a) Statement of compliance and basis of preparation**

The financial statements have been prepared in accordance with Cash-basis IPSAS financial reporting under the cash basis of accounting, as prescribed by the PSASB and set out in the accounting policy note below. This cash basis of accounting has been supplemented with accounting for a) receivables that include imprests and salary advances and b) payables that include deposits and retentions. The financial statements comply with and conform to the form of presentation prescribed by the PSASB.

The accounting policies adopted have been consistently applied to all the years presented.

**b) Reporting entity**

The financial statements are for ENABLE Youth Kenya Program under the State Department for Agriculture. The financial statements are for the reporting entity ENABLE Youth Kenya Program as required by Section 81/ Section 164 of the PFM Act, 2012.

**c) Reporting currency**

The financial statements are presented in Kenya Shillings (Kshs), the project's functional and reporting currency. All values are rounded to the nearest Kenya Shilling.

**d) Recognition of receipts**

ENABLE Youth Kenya Program recognizes all receipts from various sources when an event occurs, and the related cash is received.

**i) Transfers from the Exchequer**

Transfers from the Exchequer are recognized in the books of accounts when cash is received. Cash is considered received when a payment instruction is issued to the bank and the receiving entity is notified.

**Significant Accounting Policies (continued)**

**ii) External Assistance**

External assistance is monies received through grants and loans from multilateral and bilateral development partners.

**iii) Other receipts**

This includes Appropriation-in-Aid and relates to receipts such as proceeds from the disposal of assets and the sale of tender documents. These are recognized in the financial statements when associated cash is received.

**iv) Donations and grants**

Grants and donations shall be recognized in the books of accounts when cash is received. Cash is considered as received when payment advice is received by the recipient entity or by the beneficiary. In the case of a grant/donation in kind, such grants are recorded upon receipt of the grant item and its value determined. The transaction date is the value date indicated on the payment advice.

**v) Proceeds from borrowing.**

Borrowing includes external loans acquired by the Project or any other debt the Project may take and will be treated on cash basis and recognized as a receipt during the year they were received.

**vi) Undrawn external assistance**

These are loans and grants at the reporting date specified in a binding agreement and relate to funding for the Project currently under development, where conditions have been satisfied, or their ongoing satisfaction is highly likely, and the project is anticipated to continue to completion. The funding summary analyzes the Project's undrawn external assistance.

**Significant Accounting Policies (continued)**

**e) Recognition of payments**

The Project recognises all payments when the event occurs, and the related cash has been paid out by the Project.

**i) Compensation to employees**

Salaries, wages, Allowances, and Statutory Contributions for employees are recognized when the compensation is paid.

**ii) Use of goods and services**

Goods and services are recognized as payments when the goods/services are consumed and paid for. If not paid for when goods/services are consumed, they shall be disclosed as pending bills.

**iii) Interest on borrowing**

Borrowing costs that include interest are recognized as payment in the period in which they incur and paid for.

**iv) Repayment of borrowing (principal amount)**

Repayment of the principal amount of borrowing is recognized as payment in the period in which the repayment is made. The debt stock is disclosed as an annexure to the consolidated financial statements.

**Significant Accounting Policies (continued)**

**v) Acquisition of fixed assets**

The payment on the acquisition of property plant and equipment items is not capitalized. The cost of acquisition and proceeds from disposal of these items are treated as payments and receipts items, respectively. Where an asset is acquired in a non-exchange transaction for nil or nominal consideration and the fair value of the asset can be reliably established, a contra transaction is recorded as a receipt and as a payment. A fixed asset register is maintained by each public entity, and a summary is provided for consolidation purposes. This summary is disclosed as an annexure to the consolidated financial statements.

**f) In-kind donations**

In-kind contributions are donations made to the Project in the form of actual goods and/or services rather than in money or cash terms. These donations may include vehicles, equipment, or personnel services. Where the financial value received for in-kind contributions can be reliably determined, the Project includes such value in the statement of receipts and payments both as receipts and as payments in equal and opposite amounts; otherwise, the contribution is not recorded.

**g) Cash and cash equivalents**

Cash and cash equivalents comprise cash on hand and cash at bank, short-term deposits on call and highly liquid investments with an original maturity of three months or less, which are readily convertible to known amounts of cash and are subject to insignificant risk of changes in value. Bank account balances include amounts held at the Central Bank of Kenya and at various commercial banks at the end of the financial year. For the purposes of these financial statements, cash and cash equivalents also include short term cash imprests and advances to authorised public officers and/or institutions which were not surrendered or accounted for at the end of the financial year.

**Significant Accounting Policies (Continued)**

**h) Restriction on cash**

Restricted cash represents amounts that are limited/restricted from being used to settle a liability for at least twelve months after the reporting period. This cash is limited for direct use as required by stipulation. Amounts maintained in deposit bank accounts are restricted for use in refunding third part deposits.

**i) Imprests and Advances**

For the purposes of these financial statements, imprests and advances to authorised public officers and/or institutions which were not surrendered or accounted for at the end of the financial year is treated as receivables. This is in recognition of the government practice where the imprest payments are recognized as payments when fully accounted for by the imprest or AIE holders. This is an enhancement to the cash accounting policy. Other accounts receivables are disclosed in the financial statements.

**j) Contingent Liabilities**

A contingent liability is:

- a) A possible obligation that arises from past events and whose existence will be confirmed only by the occurrence or non-occurrence of one or more uncertain future events not wholly within the control of the entity; or
- b) A present obligation that arises from past events but is not recognised because:
  - i) It is not probable that an outflow of resources embodying economic benefits or service potential will be required to settle the obligation; or
  - ii) The amount of the obligation cannot be measured with sufficient reliability.

Some of contingent liabilities may arise from: litigation in progress, guarantees, indemnities. Letters of comfort/ support, insurance, Public-Private Partnerships,

The Entity does not recognize a contingent liability but discloses details of any contingencies in the notes to the financial statements unless the possibility of an outflow of resources embodying economic benefits or service potential is remote. **Annex 6** of this financial statement is a register of the contingent liabilities in the year.

**Significant Accounting Policies (Continued)**

**k) Contingent Assets**

ENABLE Youth Kenya Program does not recognize a contingent asset, but discloses details of a possible asset whose existence is contingent on the occurrence or non-occurrence of one or more uncertain future events not wholly within the control of *ENABLE Youth Kenya Program* in the notes to the financial statements. Contingent assets are assessed continually to ensure that developments are appropriately reflected in the financial statements. If it has become virtually certain that an inflow of economic benefits or service potential will arise and the asset's value can be measured reliably, the asset and the related revenue are recognized in the financial statements of the period in which the change occurs.

**l) Pending bills**

Pending bills consist of unpaid liabilities at the end of the financial year arising from contracted goods or services during the year or in past years. As pending bills do not involve the payment of cash in the reporting period, they are recorded as 'memorandum' or 'off-balance.' When the pending bills are finally settled, such payments are included in the statement of receipts and payments in the year in which the payments are made.

**m) Budget**

The budget is developed on a comparable accounting basis (cash basis), the same accounts classification basis (except for accounts receivable - outstanding imprest and clearance accounts and accounts payable - deposits, which are accounted for on an accrual basis), and for the same period as the financial statements. The Project's budget was approved as required by Law and National Treasury Regulations, as well as by the participating development partners, as detailed in the Government of Kenya Budget Printed Estimates for the year. The Development Projects are budgeted for under the MDAs but receive budgeted funds as transfers and account for them separately. These transfers are recognised as inter-entity transfers and are eliminated upon consolidation. A high-level assessment of the Project's actual performance against the comparable budget for the financial year/period under review has been *included in an annex to these financial statements*.

**Significant Accounting Policies (Continued)**

**n) Third-party payments**

Included in the receipts and payments, are payments made on its behalf by to third parties in form of loans and grants. These payments do not constitute cash receipts and payments. and are disclosed in the payment to third parties' column in the statement of receipts and payments.

**o) Exchange rate differences**

The accounting records are maintained in the functional currency of the primary economic environment in which the Project operates (Kenya Shillings). Transactions in foreign currencies during the year/period are converted into functional currency using the exchange rates prevailing at the dates of the transactions. Any foreign exchange gains and losses resulting from the settlement of such transactions and from the translation at year-end exchange rates of monetary assets and liabilities denominated in foreign currencies are recognized in the statements of receipts and payments.

**p) Comparative figures**

Where necessary comparative figures for the previous financial year/period have been amended or reconfigured to conform to the required changes in financial statement presentation.

**q) Subsequent events**

There have been no events subsequent to the financial year/period end with a significant impact on the financial statements for the year ended June 30, 2024.

**r) Prior period adjustments**

Prior period adjustments relate to errors and other adjustments noted arising from previous year(s). Explanations and details of these prior period adjustments are presented *in note xx of these financial statements*.



**ENABLE Youth Kenya Program**  
**Annual Report and Financial Statements for the financial year ended June 30, 2024**

**12. Notes to the Financial Statements**

**1. Transfers from Government entities**

These represent counterpart funding and other receipts from the government as follows:

<b>Description</b>	<b>2023-2024</b>	<b>2022-2023</b>	<b>Cumulative to-date (from inception)</b>
	<b>Kshs</b>	<b>Kshs</b>	<b>Kshs</b>
<b><i>Counterpart funding through Ministry/ County Department</i></b>			
Counterpart funds Quarter 1	39,811,487	27,252,890	164,065,719
<b>Total (See Annex 3)</b>	<b>39,811,487</b>	<b>27,252,890</b>	<b>164,065,719</b>
<b><i>Other transfers from government entities</i></b>			
<i>Ministry/County Department</i>	0	0	0
<i>Ministry/ County Dept</i>	0	0	0
Project	0	0	0
Agency	0	0	0
Total	<u>0</u>	<u>0</u>	<u>0</u>
Appropriations-in-Aid	0	0	0
<b>Total</b>	<b><u>39,811,487</u></b>	<b><u>27,252,890</u></b>	<b><u>164,065,719</u></b>

*[Provide an explanation as necessary, noting that “Other transfers from government entities” is not the counterpart funding, which is the government’s share of contribution towards the implementation of the project as mandated by the Project Agreement.]*

**Notes to the Financial Statements (Continued)**

**2. Proceeds From Domestic and Foreign Grants**

During the financial period to 30 June 2024, we received grants from donors as detailed in the table below:

Name of Donor	2023-2024						2022-2023	Cumulative to date
	Date received	Amount received in donor currency	Grants received in cash	Grants received as direct payment*	Grants received in kind	Total amount	Total Amount	
			Kshs	Kshs	Kshs	Kshs	Kshs	
Africa Development Bank	0	0	0	0	0	0	0	0
Insert name of foreign Government	0	0	0	0	0	0	0	0
Grants Received from Multilateral Donors (International Organizations)	0	0	0	0	0	0	0	0
Insert name of international organization	0	0	0	0	0	0	0	0
Grants Received from Local Individuals and organizations	0	0	0	0	0	0	0	0
Insert name of individual or local organization	0	0	0	0	0	0	0	0
Total	0	0	0	0	0	0	0	0

(\* The direct payment grants represent payments for goods and services done directly by the donor on behalf of the project. Projects should ensure adequate support documents are requested from the donors to support this grant).

**Notes to the Financial Statements (Continued)**

**3. Loan from External Development Partners**

During the financial period to 30 June 2024, we received funding from development partners in the form of loans negotiated by the National Treasury, as detailed in the table below:

<b>Description</b>	<b>2023-2024</b>					<b>2022-2023</b>	<b>Cumulative to date</b>
<b>Name of Donor</b>	<b>Date received</b>	<b>Amount in loan currency</b>	<b>Loans received in actual amount</b>	<b>Loans received as direct payment*</b>	<b>Total amount in Kshs</b>	<b>Total amount in Kshs</b>	
		<b>EUR</b>		<b>Kshs</b>	<b>Kshs</b>	<b>Kshs</b>	<b>Kshs</b>
African Development Bank	08/08/2023	299,953	46,894,801		46,894,801	490,343,827	
African Development Bank	08/04/2024	400,000	56,552,080		56,552,080	0	
African Development Bank	19/06/2024			1,637,920	1,637,920	0	
<b>Total</b>		<b>699,953</b>	<b>103,446,881</b>	<b>1,637,920</b>	<b>105,084,801</b>	490,343,827	<b>716,593,612</b>

**Notes to the Financial Statements (Continued)**

**4. Miscellaneous receipts**

Description	2023-2024			2022-2023	Cumulative to-date (from inception)
	Receipts controlled by the entity in Cash	Receipts controlled by third parties	Total receipts	Total receipts	
	Kshs	Kshs	Kshs	Kshs	
Property income	0	0	0	0	0
Sales of goods and services	0	0	0	0	0
Administrative fees and charges	0	0	0	0	0
Fines, penalties, and forfeitures	0	0	0	0	0
Voluntary transfers other than grants	0	0	0	0	0
Other receipts not classified elsewhere*	0	0	0	0	0
<b>Total</b>	<b>0</b>	<b>0</b>	<b>0</b>	<b>0</b>	<b>0</b>

*\*[Provide explanation as necessary and also indicate any write backs reclassified as other receipts]*

## Notes to the Financial Statements (Continued)

## 5. Compensation to Employees

Description	2023-2024			2022-2023	Cumulative to-date
	Payments made by the Entity in Cash	Payments made by third parties	Total payments	Total payments	
	Kshs	Kshs	Kshs	Kshs	
-					
Basic salaries of permanent employees	0	0	0	0	0
Basic wages of temporary employees	0	0	0	0	0
Personal allowances paid as part of salary	0	0	0	0	0
Personal allowances paid as reimbursements	0	0	0	0	0
Personal allowances provided in kind	0	0	0	0	0
Pension and other social security contributions	0	0	0	0	0
Compulsory national social security schemes	0	0	0	0	0
Compulsory national health insurance schemes	0	0	0	0	0
Social benefit schemes outside government	0	0	0	0	0
Other personnel payments	0	0	0	0	0
<b>Total</b>	<b>0</b>	<b>0</b>	<b>0</b>	<b>0</b>	<b>0</b>

6. Purchase of Goods and Services

Description	2023-2024			2022-2023	Cumulative to-date
	Payments made in Cash	Payments made by third parties	Total payments	Total payments	
	Kshs	Kshs	Kshs	Kshs	
Utilities, supplies and services	0	0	0	0	8,353,900
Communication, supplies and services	500,000	0	500,000	0	2,563,000
Domestic travel and subsistence	18,620,650	0	18,620,650	20,278,900	96,174,619
Foreign travel and subsistence	0	0	0	0	0
Printing, advertising, and information supplies	3,696,100	0	3,696,100	1,687,100	5,417,200
Rentals of produced assets	0	0	0	0	0
Training payments	70,930,557	0	70,930,557	62,502,940	177,533,222
Hospitality supplies and services	10,099,090	0	10,099,090	1,366,500	16,936,251
Insurance costs	0	0	0	0	0
Specialized materials and services		1,637,920	1,637,920	24,373,680	74,980,920
Other operating payments	10,885,750	0	10,885,750	0	10,885,750
Routine maintenance – vehicles and other transport equipment	2,953,752	0	2,953,752	3,693,370	9,551,451
Routine maintenance- other assets	0	0	0	0	0
Exchange rate losses/gains (net)	0	0	0	0	0
<b>Total</b>	<b><u>117,685,899</u></b>	<b><u>1,637,920</u></b>	<b><u>119,323,819</u></b>	<b><u>113,902,490</u></b>	<b><u>402,347,002</u></b>

[Provide an explanation as necessary]

**7. Social Security Benefits**

Description	2023-2024			2022-2023	Cumulative to-date
	Payments made by the Entity in Cash	Payments made by third parties	Total Payments	Total Payments	
	Kshs	Kshs	Kshs	Kshs	Kshs
Government pension and retirement benefits	0	0	0	0	0
Social security benefits in cash and in kind	0	0	0	0	0
Employer social benefits in cash and in kind	0	0	0	0	0
<b>Total</b>	<b><u>0</u></b>	<b><u>0</u></b>	<b><u>0</u></b>	<b><u>0</u></b>	<b><u>0</u></b>

*[Provide an explanation as necessary]*

Notes to the Financial Statements (Continued)

8. Acquisition of Non-Financial Assets

Description	2023-2024			2022-2023	Cumulative to-date
	Payments made in Cash	Payments made by third parties	Total payments	Total payments	
	Kshs.	Kshs.	Kshs	Kshs	
Refurbishment of buildings	0	0	0	23,852,812	24,662,812
Purchase of vehicles & other transport equipment	0	0	0	0	14,796,600
Purchase of office furniture & general equipment	4,562,000	0	4,562,000	0	4,562,000
Purchase of specialised plant, equipment and machinery	0	0	0	63,651,100	63,651,100
Rehabilitation & renovation of plant, equipment & machinery	0	0	0	0	0
Purchase of certified seeds, breeding stock and live animals	0	0	0	0	0
Research, studies, project preparation, design & supervision	0	0	0	0	0
Acquisition of other intangible assets	0	0	0	0	0
<b>Total</b>	<b><u>4,562,200</u></b>	<b><u>0</u></b>	<b><u>4,562,000</u></b>	<b><u>87,503,912</u></b>	<b><u>103,110,512</u></b>

[Provide an explanation as necessary]



**Notes to the Financial Statements (Continued)**

**9. Transfers to other Government Entities**

During the financial period to 30 June 2024, we transferred funds to reporting government entities as shown below:

Description	2023-2024			2022-2023	Cumulative to-date
	Payments made in Cash	Payments made by third parties	Total payments	Total payments	
	Kshs	Kshs	Kshs	Kshs	
Transfers to National Government entities					
AIRC	0	0	0	0	200,000,000
Agricultural Finance Corporation (AFC)	0	0	0	333,304,145	333,304,145
	0	0	0	0	0
<b>Total</b>	<b><u>0</u></b>	<b><u>0</u></b>	<b><u>0</u></b>	333,304,145	553,583,269

*(We have confirmed that the beneficiary institutions have received the funds and have recorded these as inter-entity receipts. We have attached these duly signed confirmations as an Appendix to the financial statements).*

Notes to the Financial Statements (Continued)

10. Other Grants, Transfers, and Payments

Description	2023-2024			2023-2022	Cumulative to-date
	Payments made in Cash	Payments made by third parties	Total payments	Total payments	
	Kshs	Kshs	Kshs	Kshs	
Grants for scholarships	0	0	0	0	0
<i>Others Specify</i>	0	0	0	0	0
<b>Total</b>	<b>0</b>	<b>0</b>	<b>0</b>	<b>0</b>	<b>0</b>

[Provide explanations as necessary]

**Notes to the Financial Statements (Continued)**

**11. Cash And Cash equivalents**

<b>Description</b>	<b>2023-2024</b>	<b>2022-2023</b>
	<b>Kshs</b>	<b>Kshs</b>
Bank accounts (Note 11A)	21,985,586	607,916
Cash in hand (Note 11B)	0	367,200
Cash equivalents (short-term deposits) (Note 11C)	0	0
<b>Total</b>	<u>21,985,586</u>	<u>975,116</u>

ENABLE Youth Kenya Program has one number of project accounts spread within the project implementation area and three number of foreign currency designated accounts managed by the National/County Treasury as listed below:

**11. A Bank Accounts**

**Project Bank Accounts**

<b>Details</b>	<b>2023-2024</b>	<b>2022-2023</b>
	<b>Kshs</b>	<b>Kshs</b>
<u>Local Currency Accounts</u>		
Central Bank of Kenya [A/c No1000457759]	21,985,586	607,916
Others ( <i>specify</i> )	0	367,200
Total local currency balances	<u>0</u>	<u>0</u>
Total bank account balances	<u>21,985,586</u>	<u>975,116</u>

**Notes to the Financial Statements (Continued)**

**Special Deposit Accounts**

The balances in the Project’s Special Deposit Account(s) as of 30th June 2024 are not included in the Statement of Financial Assets since the line items are yet to be drawn into the Exchequer Account as a voted provision.

Below is the Special Deposit Account (SDA) movement schedule, which shows the flow of funds voted in the year. These funds have been reported as loans/grants received in the year under the Statement of Receipts and Payments.

**Special Deposit Accounts Movement Schedule**

<b>Description</b>	<b>2023-2024</b>	<b>2022-2023</b>
	<b>Kshs</b>	<b>Kshs</b>
<b>(i) A/c Name ENABLE Youth Kenya Prog.Interest Free [A/c No 1000552557]</b>		
Opening balance	0.00	1,586,300
Total amount deposited in the account	0.00	0
Total amount withdrawn (as per Statement of Receipts & Payments)	<u>0.00</u>	<u>1,586,300</u>
<b>Closing balance (as per SDA bank account reconciliation attached)</b>	<b><u>0.00</u></b>	<b><u>0</u></b>
<b>(ii) A/c Name Enable Youth Kenya Program Soft Loan [A/c No 1000552549]</b>		
Opening balance (as per the SDA reconciliation)	0.00	0
Total amount deposited in the account	0.00	1,581,680.
Total amount withdrawn (as per Statement of Receipts & Payments)	<u>0.00</u>	<u>1,581,680</u>
<b>Closing balance (as per SDA bank account reconciliation attached) 0.00 0</b>	<b><u>0.00</u></b>	<b><u>0.00</u></b>
<b>iii) A/c Name ENABLE Youth Kenya Risk Guarantee Fund [A/c No 1000736879]</b>		
Opening balance (as per the SDA reconciliation)	<u>0.00</u>	<u>0.00</u>
Total amount deposited in the account	<u>0.00</u>	<u>0.00</u>
Total amount withdrawn (as per Statement of Receipts & Payments)	<u>0.00</u>	<u>0.00</u>
<b>Closing balance (as per SDA bank account reconciliation attached)</b>	<b><u>0.00</u></b>	<b><u>0.00</u></b>
<b>iv) A/c Name Empowering Novel Agribusiness [A/c No...1000395982]</b>		

**ENABLE Youth Kenya Program**

**Annual Report and Financial Statements for the financial year ended June 30, 2024**

---

Opening balance (as per the SDA reconciliation)	<u>299,953</u>	<u>0.00</u>
Total amount deposited in the account	<u>999,953</u>	<u>299,953</u>
Total amount withdrawn (as per Statement of Receipts & Payments)	<u>699,953</u>	<u>0</u>
<b>Closing balance (as per SDA bank account reconciliation attached)</b>	<u>599,953</u>	<u>299,953</u>

*(The Special Deposit Account(s) reconciliation statement(s) has (have) been attached as Appendix xx support these closing balance.*

**ENABLE Youth Kenya Program**  
**Annual Report and Financial Statements for the financial year ended June 30, 2024**

**Notes to the Financial Statements (Continued)**

**11 B Cash in hand**

Description	2023-2024	2022-2023
	KShs	KShs
Location 1	0	0
Location 2	0	0
Location 3	0	0
Other locations ( <i>specify</i> )	0	0
<b>Total cash in hand balances</b>	<b><u>0</u></b>	<b><u>0</u></b>

[Provide a cash count certificate for each location above]

**11 C Cash equivalents (short-term deposits)**

Description	2023-2024	2022-2023
	Kshs	Kshs
Kenya Commercial Bank [A/C No.....]	0	0
Co-Operative Bank of Kenya [A/C No.....]	0	0
Others ( <i>Specify</i> )	0	0
<b>Total</b>	<b><u>0</u></b>	<b><u>0</u></b>

[Provide short appropriate explanations as necessary]

**12. Imprests and Advances**

Description	2023-2024	2022-2023
	Kshs	Kshs
Government Imprests	0	0
Salary advances	0	0
<b>Total</b>	<b>0</b>	<b>0</b>

**ENABLE Youth Kenya Program**

**Annual Report and Financial Statements for the financial year ended June 30, 2024**

**Notes to the Financial Statements (Continued)**

**12A: Breakdown of Imprests and Advances**

<b>Name of Officer or Institution</b>	<b>Amount Taken</b>	<b>Due Date of Surrender</b>	<b>Amount Surrendered</b>	<b>Balance Current FY</b>	<b>Balance Comparative FY</b>
	<b>Kshs</b>	<b>Kshs</b>	<b>Kshs</b>	<b>Kshs</b>	<b>Kshs</b>
<i>Officer 1</i>	-	-	-	-	-
<i>Officer 2</i>	-	-	-	-	-
<i>Officer 3</i>	-	-	-	-	-
<i>Officer 4</i>	-	-	-	-	-
<i>Officer 5</i>	-	-	-	-	-
<i>Programme 1</i>	-	-	-	-	-
<b>Total</b>	<b>≡</b>	<b>≡</b>	<b>≡</b>	<b>≡</b>	<b>≡</b>

**13. Third-Party Deposits and Retention**

<b>Description</b>	<b>2023-2024</b>		<b>2022-2023</b>	
	<b>Kshs</b>		<b>Kshs</b>	
Retention			-	-
Deposits			-	-
<b>Total</b>			-	-
<b>Ageing analysis:</b>	<b>Current FY</b>	<b>% of the Total</b>	<b>Comparative FY</b>	<b>% of the Total</b>
Under one year	-	0	-	0
1-2 years	-	0	-	0
2-3 years	-	0	-	0
Over 3 years	-	0	-	0
<b>Total</b>	<b>-</b>	<b>0</b>	<b>-</b>	<b>0</b>

*(Provide detailed explanations)*

**14. Fund Balance Brought Forward**

Description	2023-2024	2022-2023
	Kshs	Kshs
Bank accounts	21,985,586	607,916
Cash in hand	0	367,200
Cash equivalents (short-term deposits)	0	0
Outstanding imprests and advances	0	0
Deposits and retention	0	0
<b>Total</b>	<b>21,985,586</b>	<b>975,116</b>

**15. Prior Year Adjustment**

	Balance b/f 2022-2023 (audited financial statements)	Adjustments	Adjusted balance 2022-2023
Description of the error	Kshs	Kshs	Kshs
Bank account Balances	0	0	0
Cash in hand	0	0	0
Imprests and advances	0	0	0
Deposits and retentions	0	0	0
Others ( <i>specify</i> )	0	0	0
<b>Total</b>	<b>0</b>	<b>0</b>	<b>0</b>

*(Explain whether the prior year relates to errors noted in prior year, changes in estimates or accounting policy.)*

**16. Changes in Accounts Receivables ( Imprests and Advances)**

Description	2023-2024	2022-2023
	Kshs	Kshs
Opening Receivables as at 1 <sup>st</sup> July 2024	0	0
Closing account receivables as at 30 <sup>th</sup> June 2023	0	0
<b>Change in Imprests and advances</b>	<b>0</b>	<b>0</b>



**ENABLE Youth Kenya Program**

**Annual Report and Financial Statements for the financial year ended June 30, 2024**

**17. Changes in Accounts Payables (Deposits and Retention)**

Description	2023-2024	2022-2023
	Kshs	Kshs
Deposit and Retentions as at 1 <sup>st</sup> July 2023	0	0
Closing accounts payables as at 30 <sup>th</sup> June 2024	0	0
<b>Changes in deposit and retention</b>	<b>0</b>	<b>0</b>

**Other Important Disclosures**

**18. Pending Accounts Payable (See Annex 4a)**

	Balance b/f from Comparative 2022-2023	Additions for the year	Paid during the year	Balance c/f For 2023-2024
Description	Kshs	Kshs	Kshs	Kshs
Construction of buildings	0	0	0)	0
Construction of civil works	0	0	(0)	0
Supply of goods	0	0	(0)	0
Supply of services	13,748,170	1,945,800	13,748,170	1,945,800
<b>Total</b>	<b>13,748,170</b>	<b>1,945,800</b>	<b>(13,748,170)</b>	<b>1,945,800</b>

**19. Pending Staff Payables (See Annex 4b)**

	Balance b/f from Comparative 2022-2023	Additions for the year	Paid during the year	Balance c/f for 2023-2024
Description	Kshs	Kshs	Kshs	Kshs
Senior management	0	0	0	0
Middle management	0	0	0	0
Union employees	0	0	0	0
Others	0	0	0	0
<b>Total</b>	<b>0</b>	<b>0</b>	<b>0</b>	<b>0</b>

**ENABLE Youth Kenya Program**  
**Annual Report and Financial Statements for the financial year ended June 30, 2024**

**20. Other Pending Payables (See Annex 4c)**

	<b>Balance b/f from Comparative 2022-2023</b>	<b>Additions for the year</b>	<b>Paid during the year</b>	<b>Balance c/f for 2023-2024</b>
<b>Description</b>	<b>Kshs</b>	<b>Kshs</b>	<b>Kshs</b>	<b>Kshs</b>
Amounts due to National Government entities	0	0	0	0
Amounts due to County Government entities	0	0	0	0
Amounts due to third parties	0	0	0	0
<b>Total</b>	<b>0</b>	<b>0</b>	<b>0</b>	<b>0</b>

**Other Important Disclosures (Continued)**

**21. External Assistance**

	<b>2023-2024</b>	<b>2022-2023</b>
<b>Description</b>	<b>Kshs</b>	<b>Kshs</b>
External assistance received as grants	0	0
External assistance received as loans	103,446,881	378,466,235
External assistance received in kind- as payment by third parties	1,637,920	111,877,592
<b>Total</b>	<b>105,084,801</b>	<b>490,343,827</b>

**a). External assistance relating to loans and grants**

	<b>2023-2024</b>	<b>2022-2023</b>
<b>Description</b>	<b>Kshs</b>	<b>Kshs</b>
External assistance received as loans	103,446,881	490,343,827
External assistance received as grants	0	0
<b>Total</b>	<b>103,446,881</b>	<b>490,343,827</b>

**ENABLE Youth Kenya Program****Annual Report and Financial Statements for the financial year ended June 30, 2024****b) Undrawn external assistance**

	<b>Purpose for which the undrawn external assistance may be used</b>	<b>2023-2024</b>	<b>2022-2023</b>
<b>Description</b>		<b>Kshs</b>	<b>Kshs</b>
Undrawn external assistance - loans		2,448,095,602	2,553,180,404
Undrawn external assistance - grants		0	0
<b>Total</b>		<b>2,448,095,602</b>	<b>2,553,180,404</b>

*(This is a disclosure of the assistance not yet received as per donor agreements)*

**c) Classes of providers of external assistance**

	<b>2023-2024</b>	<b>2022-2023</b>
<b>Description</b>	<b>Kshs</b>	<b>Kshs</b>
Multilateral donors	0	0
Bilateral donors	0	0
International assistance organization	0	0
NGOs	0	0
National Assistance Organization	0	0
<b>Total</b>	<b>0</b>	<b>0</b>

*(Provide details of the reasons for external assistance, e.g., Economic development or welfare objective, Emergency relief, Trading activities, etc.)*

**d.) Non-monetary external assistance**

	<b>2023-2024</b>	<b>2022-2023</b>
<b>Description</b>	<b>Kshs</b>	<b>Kshs</b>
Goods	0	0
Services	0	0
<b>Total</b>	<b>0</b>	<b>0</b>

*(This may occur when goods such as vehicles, computers, medical equipment, food aid etc, are contributed to a project by donors, NGOs etc N/B: Disclose the basis on which the value of goods and services were determined (This may be by the depreciated historical cost of physical assets, the price attached on the goods, an assessment of value by the management of transferor, recipient on Third Party, Fair value measurement The totals here tie with line 4 of note 2.)).*

**Other Important Disclosures (Continued)**

**e) Purpose and use of external assistance**

<b>Payments made by third parties</b>	<b>2023-2024</b>	<b>2022-2023</b>
<b>Description</b>	<b>Kshs</b>	<b>Kshs</b>
Compensation to employees	0	0
Use of goods and services	1,637,920	24,373,680
Subsidies	0	0
Transfers to other Government entities	0	0
Other grants and transfers	0	0
Social Security benefits	0	0
Acquisition of assets	0	87,503,912
Finance Costs including loan interest	0	0
Repayment of principal on domestic and foreign borrowing	0	0
Other payments	0	0
<b>Total</b>	<b>1,637,920</b>	<b>11,877,592</b>

*(N/B The above sub-classification should be adopted based on the purpose of the external assistance and how it was used).*

**f) External Assistance paid by third parties on behalf of (the Entity) by Source**

*This relates to external assistance paid directly by third parties to settle obligations on behalf of (the entity This note should tie to line 3 of note 4 on external assistance)).*

	<b>2023-2024</b>	<b>2022-2023</b>
<b>Description</b>	<b>Kshs</b>	<b>Kshs</b>
National government	0	0
Multilateral donors	0	0
Bilateral donors	0	0
International assistance organization	0	0
NGOs	0	0
National Assistance Organization	0	0
<b>Total</b>	<b>0</b>	<b>0</b>

**Other Important Disclosures (Continued)**

**22. Payments By Third Party on Behalf of The Project**

*This relates to payments done directly to suppliers on behalf of the project, such as; national government may fund the operation of a health or education program; a donor may pay directly for the construction of a given activity*

**22.1 Classification by Source**

	<b>2023-2024</b>	<b>2022-2023</b>
<b>Description</b>	<b>Kshs</b>	<b>Kshs</b>
<i>National/ County government</i>	0	0
Multilateral donors	0	0
Bilateral donors	0	0
International assistance organization	0	0
NGOs	0	0
National Assistance Organization	0	0
<b>Total</b>	<b>0</b>	<b>0</b>

*(Third-party payments may be done by other entities that are not providers of external assistance)*

**22.2 Classification of payments made by Third Parties by Nature of expenses**

<b>Payments made by third parties</b>	<b>2023-2024</b>	<b>2022-2023</b>
<b>Description</b>	<b>Kshs</b>	<b>Kshs</b>
Compensation of employees	0	0
Use of goods and services	0	0
Subsidies	0	0
Transfers to other government units	0	0
Other grants and transfers	0	0
Social security benefits	0	0
Acquisition of assets	0	0
Finance costs, including loan interest	0	0

**ENABLE Youth Kenya Program**

**Annual Report and Financial Statements for the financial year ended June 30, 2024**

Other payments	0	0
<b>Total</b>	<b>0</b>	<b>0</b>

*N/B The above subclassification will be adopted based on the appropriate project's operations.*

**Other Important Disclosures (Continued)**

**23. Related Party Disclosures**

Related party disclosure is encouraged under non-mandatory section of the Cash Basis IPSAS. The parties to the Project. The comprise of related parties to the Project.

- i) Key management personnel, including the program director/manager
- ii) The implementing entity/ministry/ County department
- iii) Other Ministries and Departments.
- iv) The National /County Treasury

**Related party transactions:**

	<b>2023-2024</b>	<b>2022-2023</b>
	<b>Kshs</b>	<b>Kshs</b>
<b>Compensation to Key Management</b>		
Compensation to the program manager/ director	0	0
Key Management Compensation others (specify)	0	0
<b>Total Compensation to Key Management</b>	<b>0</b>	<b>0</b>
<b>Transfers to related parties</b>		
Transfers to other government entities	0	0
<b>Total Transfers to related parties</b>	<b>0</b>	<b>0</b>
<b>Transfers from related parties</b>		
Transfers from the Ministry/ County department	0	0
Payments made on behalf of the project by other govt. entities	0	0
(Insert any other transfers received)	0	0
<b>Total Transfers from related parties</b>	<b>0</b>	<b>0</b>

**ENABLE Youth Kenya Program**  
**Annual Report and Financial Statements for the financial year ended June 30, 2024**

**24. Contingent Liabilities**

<b>Contingent liabilities</b>	<b>2023-2024</b>	<b>2022-2023</b>
	<b>Kshs</b>	<b>Kshs</b>
Court case xxx against the project	0	0
Bank guarantees in favour of other govt. entities	0	0
Contingent liabilities arising from PPPs/ donor agreements	0	0
<b>Total</b>	<b>0</b>	<b>0</b>

**13. Annexes**

**Annex 1: Prior Year Auditor-General's Recommendations**

<b>Reference No. on the external audit Report</b>	<b>Issue / Observations from Auditor</b>	<b>Management comments</b>	<b>Status: (Resolved / Not Resolved)</b>	<b>Timeframe: (Put a date when you expect the issue to be resolved)</b>
30 <sup>th</sup> June 2023 final Certificate	Budgetary and Control Performance- Underabsorption	Long procurement process	ongoing	30 <sup>th</sup> June 2025
30 <sup>th</sup> June 2023 final Certificate	Stalled works at the Regional Pastrol Centre - Narok	The contract is to be retendered.	Stalled	30 <sup>th</sup> June 2025
30 <sup>th</sup> June 2023 final Certificate	Idle equipment	The three-phase power installation is being fastracked	ongoing	30 <sup>th</sup> June 2025

**Guidance Notes:**



1. Use the same reference numbers as contained in the external audit report;
2. Obtain the “Issue/Observation” and “management comments”, required above, from final external audit report that is signed by Management;
3. Before approving the report, discuss the timeframe with the appointed Focal Point persons within your entity responsible for implementation of each issue;
4. Indicate the status of “Resolved” or “Not Resolved” by the date of submitting this report to National Treasury.



**Dr. Kipronoh Ronoh P.**  
*Principal Secretary*



**Jacinta Ngwiri**  
**Project Coordinator**

**ENABLE Youth Kenya Program**

**Annual Report and Financial Statements for the financial year ended June 30, 2024**

**Annex 2: Variance explanations - Comparative Budget and Actual Amounts for 30<sup>th</sup> June 2024**

	<b>Final Budget</b>	<b>Actual on Comparable Basis</b>	<b>Budget Utilization Difference</b>	<b>% of Utilization</b>	<b>Comments on Variance (below 90% and over 100%)</b>
	<b>a</b>	<b>b</b>	<b>c=a-b</b>	<b>d=b/a %</b>	
<b>Receipts</b>					
Transfer from Government entities	51,000,000	39,811,487	9,982,063	80	
Proceeds from domestic and foreign grants	0	0	0	0	
Proceeds from borrowings	350,000,000	105,084,801	244,915,199	30	The program did not procure Agricultural Machinery
Miscellaneous receipts	0	0	0	0	
<b>Total Receipts</b>	<b>401,000,000</b>	<b>144,896,288</b>	<b>254,897,262</b>	<b>36</b>	
<b>Payments</b>					
<b>Purchase of goods and services</b>	<b>241,100,000</b>	<b>117,685,899</b>	<b>123,414,101</b>	<b>49</b>	Delays of no objection from the donor on procurement
Acquisition of non-financial assets	18,400,000	4,562,200	13,837,800	25	Delays of no objection from the donor on procurement
Transfers to other government entities	141,500,000	0	0	0.0	0
Other grants and transfers	0	0	0		Delays of no objection from

**ENABLE Youth Kenya Program**  
**Annual Report and Financial Statements for the financial year ended June 30, 2024**

	<b>Final Budget</b>	<b>Actual on Comparable Basis</b>	<b>Budget Utilization Difference</b>	<b>% of Utilization</b>	<b>Comments on Variance (below 90% and over 100%)</b>
					the donor on procurement
<b>Total payments</b>	<b>401,000,000</b>	<b>122,248,099</b>	<b>137,251,901</b>	<b>30</b>	

**ENABLE Youth Kenya Program**

**Annual Report and Financial Statements for the financial year ended June 30, 2024**

**Annex 3: Reconciliation of inter-entity transfers**

<b>Project Name:</b>			
<b>Break down of transfers from the State Department for Agriculture</b>			
<b>a. Government Counterpart funding</b>			
	Bank Statement Date	Amount (Kshs)	2023-2024
		39,811,487	
		0	
		0	
	<b>Total</b>	39,811,487	
<b>B. Direct payments</b>			
	Bank Statement Date	Amount (Kshs)	2023-2024
		1,637,920	
	<b>Total</b>	<b>1,637,920</b>	
<b>C. Others</b>			
	Bank Statement Date	Amount (Kshs)	2023-2024
		46,894,801	
		56,552,080	
	<b>Total</b>	<b>103,446,881</b>	
	<b>Total (A+B+C)</b>	<b>144,896,288</b>	

The above amounts have been communicated to and reconciled with the Parent Ministry/ State Department

Project Coordinator  
ENABLE Youth Kenya

Sign



Head of Accounting Unit  
Ministry/County Department

Sign



**Annex 4a: Analysis of Pending Bills**

Supplier of Goods or Services	Date Contracted/ invoiced.	Original Amount	Amount Paid To-Date	Outstanding Balance Current FY	Outstanding Balance Previous FY	Comments
		<b>a</b>	<b>b</b>	<b>c=a-b</b>		
Construction of buildings						
1.						
2.						
<b>Sub-Total</b>						
Construction of civil works						
3.						
4.						
<b>Sub-Total</b>						
Supply of goods	21/11/2023	1,945,800	0	1,945,800	0	Lack of exchequer
5.						
6.						
<b>Sub-Total</b>						
Supply of services						
7.						
8.						
<b>Sub-Total</b>						
<b>Grand Total</b>						

**ENABLE Youth Kenya Program**  
**Annual Report and Financial Statements for the financial year ended June 30, 2024**

**Annex 4b: Analysis of Pending: Staff Bills**

Name of Staff	Job Group	Date Payable Contracted	Original Amount	Amount Paid To-Date	Outstanding Balance Current FY	Outstanding Balance Previous FY	Comments
<b>Permanent Employees - Management</b>							
1.							
2.							
<b>Sub-Total</b>							
<b>Permanent Employees - Others</b>							
3.							
4.							
<b>Sub-Total</b>							
<b>Temporary employees</b>							
5.							
6.							
<b>Sub-Total</b>							
<b>Others (specify)</b>							
7.							
8.							
<b>Sub-Total</b>							
<b>Grand Total</b>							

**Annex 4c: Analysis of Other Pending Payables**

<b>Name</b>	<b>Brief Description</b>	<b>Date Payable Contracted</b>	<b>Original Amount</b>	<b>Amount Paid To-Date</b>	<b>Outstanding Balance Current FY</b>	<b>Outstanding Balance Previous FY</b>	<b>Comments</b>
<b>Amounts due to National Govt Entities</b>							
1.							
2.							
<b>Sub-Total</b>							
<b>Amounts due to County Govt Entities</b>							
3.							
4.							
<b>Sub-Total</b>							
<b>Amounts due to Third Parties</b>							
5.							
6.							
<b>Sub-Total</b>							
<b>Others (specify)</b>							
7.							
8.							
<b>Sub-Total</b>							
<b>Grand Total</b>							

**Annex 5: Summary of Fixed Assets Register**

Asset class	Opening Cost (KShs) 2023/24	Donations in form of assets (KShs) 2023/24	*Purchases/ Additions in the Year (KShs) 2023/24	**Disposals in the Year (KShs) 2023/24	Transfers in/(out) Kshs 2023/24	Closing Cost (KShs) 2024
	(a)	(b)	(c)	(d)	(d)	(e)= (a)+ (b)+c)-(d)+(- d)
Land						
Buildings and structures						
Transport equipment	14,796,600					14,976,600
Office equipment, furniture and fittings			600,000			600,000
ICT Equipment,			3,962,000			3,962,000
Other Machinery and Equipment	63,651,100					63,651,100
Heritage and cultural assets						
Biological assets						
Infrastructure assets roads, rails						
Intangible assets						
Work in Progress						
<b>Total</b>	<b>78,447,700</b>		<b>4,562,000</b>			<b>83,009,700</b>

Notes

\* Purchases/Additions in the year reconciled to the amount in the Statement of Receipts and Payments

\*\* The disposal amount to be disclosed in this register is the cost that the asset was acquired at and not the price at which it has been sold. The balance as at the end of the year is the cumulative cost of all assets bought and inherited by the project. Additions during the year should tie to note 18 on acquisition of assets during the year. Ensure this section is complete covering all the entities assets. Ensure the complete fixed asset register is separately prepared as per circular number 5/2020 and follow up reminder of circular No. 23/2020 of The National Treasur



**Annex 6: Contingent Liabilities Register**

	<b>Nature of contingent liability</b>	<b>Remarks</b>
1		
2		
3		
4		
5		
6		
7		
8		
9		
10		

**Annex 7: Reporting of Climate Relevant Expenditures**

Project Name	Project Description	Project Objectives	Project Activities					Source Of Funds	Implementing Partners
				Q1	Q2	Q3	Q4		

**Annex 8: Reporting Disaster Management Expenditure**

<b>Column I</b>	<b>Column II</b>	<b>Column III</b>	<b>Column IV</b>	<b>Column V</b>	<b>Column VI</b>	<b>Column VII</b>
Programme	Sub-programme	Disaster Type	Category of disaster related Activity that require expenditure reporting (response/recovery/mitigation/preparedness)	Expenditure item	Amount (Kshs.)	Comments

**Annex 9: Other Support Documents**

- i. Signed confirmations from beneficiaries in Transfers to Other Government Entities
- ii. Bank Reconciliations statement as at 30<sup>th</sup> June 2024
- iii. Board of Survey Report
- iv. Special Deposit Account(s) reconciliation statement(s)
- v. GOK IFMIS comparison Trial Balance (*Where applicable*)

BANKI  
KUU YA  
KENYA

CENTRAL  
BANK OF  
KENYA

July 12, 2024

Halla Samia Avenue  
P.O. Box 60000 - 00200 Nairobi, Kenya  
Tel: 254 20 23 40 00 Fax: 254 20 192

# CERTIFICATE OF BALANCES

Customer : 145028  
Balance  
Date: 30-Jun-24

STATE DEPT FOR CROP DEVELOPMENT

Account No	Account Name	Currency	Balance
1000456957	REC-STATE DEPT FOR CROP DEV	KES	69,954,796.35
1000456965	DEV-STATE DEPT FOR CROP DEV	KES	812,021,065.15
1000456973	DEP-STATE DEPT FOR CROP DEV	KES	156,204,130.60
1000456981	CBK165-STATE DEPT FOR CROP DEV	KES	0.00
1000457627	FERTILIZER PROCEEDS	KES	0.00
1000457635	STRATEGIC FOOD RESERVE	KES	0.00
1000457643	DROUGHT RESIL SUSTAIN LAND PROJ GOK	KES	0.00
1000457651	FERTILIZER REVENUE COLLECTION ACCOU	KES	0.00
1000457667	DROUGHT RESIL SUSTAINABLE LAND PROJ	KES	13,362,334.15
1000457678	KENYA CLIMATE SMART AGRICULTURE	KES	2,344,359.45
1000457686	MULTINATIONAL RURAL LIVI CLIMATE CH	KES	39,056,151.85
1000457694	NATIONAL AGRIC AND RURAL INCL GROWT	KES	14,919,432.99
1000457708	SMALL SCALE IRRIG VAL ADD PROJ GOK	KES	0.00
1000457716	SMALL SCALE IRR VAL ADD PROJ LOAN	KES	63,259,987.40
1000457724	SMALL SCALE IRR VAL ADD PROJ GRANT	KES	108,402.45
1000457748	MSA AGRI SECT DEV SUPPORT PROGRAMME	KES	0.00
1000457759	ENABLE YOUTH KENYA PROGRAMME	KES	22,325,586.25
1000485566	EMERGENCY LOCUST RESPONSE PROG ELRP	KES	605,720,263.10
1000605499	MAIZE FLOUR SUBSIDY	KES	904,431.05
1000608064	PROG TO BUILD RESIL FOR FOOD,NUTR S	KES	10,465,744.05
1000653687	NAT AGRI VAL CHAIN DEV - IDA CR7064	KES	1,199,956.35

  
Priscilla Keitany (Mrs)  
Authorised Signatory  
Banking Services Division

  
Micah Nabori  
Authorised Signatory  
Banking Services Division

Date 11/7/2024

Report of the Board of Survey on the Cash and Bank Balances of **ENABLE YOUTH KENYA PROGRAMME**

A/C NO. 1000457759

as at the close of

business on **30<sup>TH</sup> JUNE 2024**

The Board, consisting of- (Names and Official titles)

- KENNEDY ANAHINGA** - **CHAIRPERSON**
- GODWIN KURIA** - **MEMBER**
- GERALD KUREMA** - **MEMBER**

Assembled at the office of **ENABLE YOUTH KENYA PROGRAM OFFICE**

at **11.30 A.M.** (time) on the **11/07/2023**

Notes	(Shs.	<b>NIL</b>
Silver	Shs.	<b>NIL</b>
copper	Shs.	<b>NIL</b>
Cheques (as per details on reverse)	Shs.	<b>NIL</b>

**NIL**

It was observed that cheques amounting to **Shs. NIL** cts **NIL**

had been on hand for more than 14 days prior to the date of the survey.

The cash consists of East African currency and does not contain any demonetized coin or notes

The Cash Book reflected the following balances as at the close of business on the **30<sup>TH</sup> JUNE 2024**

Cash on hand	(Shs.	<b>21,985,586.25</b>
Bank balance	Shs.	<b>21,985,586.25</b>

The Bank Certificate of Balance showed a sum of **Shs. 22,325,586.25**

cts - (shs.

cts

Standing to the credit of the account on **30<sup>th</sup> June 2024**

The difference between this figure and the Bank Balance as shown by the Cash Book is accounted for in the Bank Reconciliation Statement (F.O. 30) attached.

**CHAIRPERSON**

Members of the Board

Date **11/07/2024**

**REPUBLIC OF KENYA  
BANK RECONCILIATION**

**Account name : ENABLE YOUTH KENYA PROGRAM-KES  
ENABLE YOUTH KENYA-KES ACC NO: 1000457759  
AS AT: 30TH JUNE 2024 Station: SDCD**

	Sh	Sh	Shs
Balance as per Bank Certificate ..			22,325,586.25
<i>Less-</i>			
1. Payments in Cash Book not yet recorded in Bank Statement .. (Unpresented cheques)	1,847,000.00		
2. Receipts in Bank statement not yet recorded in Cashbook ..		-	1,847,000.00
<i>Add</i>			
3. Payments in Bank Statement not yet recorded in Cash book ..		-	
4. Receipts in Cashbook not yet recorded in Bank statement	1,507,000.00		1,507,000.00
Balance as per Cash Book ..			21,985,586.25

I certify I have verified the Bank Balance in the Cash Book with the Bank Statement and that the above Reconciliation is correct

Signature
Designation
Date

1. PAYMENTS IN CASH BOOK NOT YET RECORDED IN BANK STATEMENT UNPRESENTED CHEQUES)							
CHEQUE		PAYEE	AMOUNT	CHEQUE		PAYEE	AMOUNT
No	Date		Sh	No	DATE		Sh
						b/d	1,847,000.00
1	30/06/2024	ALICE MACUA	637,000.00				
	30/06/2024	MERCY GITU	1,210,000.00				
c/d			1,847,000.00	c/d			1,847,000.00





10

ENABLE YOUTH KENYA PROGRAM  
STATEMENT OF SPECIAL (DESIGNATED) ACCOUNT RECONCILIATION  
FOR THE YEAR ENDED 30TH JUNE 2024  
PART B: ACCOUNT RECONCILIATION STATEMENT

PROJECT No. 2100150038895

Bank Account No.1000395982 Held with Central Bank of Kenya

	NOTES	AMOUNT EURO	AMOUNT EURO
			1,716,700.00
1	Amount advanced by ADB		
	Less		683,114.34
2	Total amount justified to ADB		1,033,585.66
3	Outstanding amount advanced to Designated Account		
	Represented by:		599,953.00
4	Ending Designated Account Balance at 30.06.2024		
5	Amount claimed but not credited at 30.06.2024		433,632.66
6	Amount withdrawn and not claimed as at 30.06.2024		-
7	Service charges (if not included in 5 & 6 above)		-
	Less		-
8	Interest earning (if included in Designated Account)		1,033,585.66
9	Total advance to Designated Account year ended 30.06.2024		

Discrepancy between total appearing on lines 3 and 9

Notes:

- 1 Explain the discrepancy between totals appearing on lines 3 and 9 above (e.g amount due to be refunded to cover ineligible expenditures paid from the Special/Designated Account)
- 2 Indicate if amount appearing on line 6 is eligible for financing by ADB and provide reasons for not claiming the expenditures

The amount appearing on line 6 is eligible for financing by ADB and shall be documented in subsequent IFRs/SOEs

*Xintina*  
AUTHORIZED REPRESENTATIVE  
RESOURCES MOBILIZATION DEPARTMENT - TREASURY DATE: 02-08-2024

**SPECIAL ACCOUNT STATEMENT**

For period ending **30TH JUNE, 2024**  
Account No. **1000395982**  
Depository Bank **CENTRAL BANK OF KENYA**  
Address **CBK**  
Related Loan **EMPOWERING NOVEL AGRI-BUSINESS**  
Credit Agreement  
Currency **EUR**

**Part A - Account Activity**

Beginning balance of 1st July, 2023  
as per C.B.K. Ledger Account 299,953.00

**Add:**

Total Amount deposited by ~~World Bank~~ <sup>ADB</sup> 999,953.00

Total Interest earnings if deposited in account

Total amount refunded to cover ineligible  
expenditure


**Deduct:**

Total amount withdrawn 699,953.00

Total service charges if not included above in  
amount withdrawn

Ending balance on 30th June, 2024 599,953.00

**AUTHORISED REPRESENTATIVE  
CENTRAL BANK OF KENYA**

SIGNATURE: 

DATE

01.08.2024



**AUTHORISED REPRESENTATIVE  
EXTERNAL RESOURCES  
DEPARTMENT-TREASURY**

SIGNATURE: 

DATE

02-08-2024

NOTE: The ending balance as per Central Bank of Kenya Ledger Account and the off-shore Special Account as at 30th June, 2024 have been reconciled and a copy of the supporting Reconciliation Statement is attached.



ENABLE YOUTH KENYA PROGRAM (SOFT LOAN ACCOUNT)  
 STATEMENT OF SPECIAL (DESIGNATED) ACCOUNT RECONCILIATION  
 FOR THE YEAR ENDED 30TH JUNE 2024  
 PART B: ACCOUNT RECONCILIATION STATEMENT

PROJECT No. 2100150038895

Bank Account No.1000552549 Held with Central Bank of Kenya


	NOTES	AMOUNT	AMOUNT
		USD	USD
1 Amount advanced by ADB			1,581,680.43
Less			
2 Total amount justified to ADB			1,581,680.43
3 Outstanding amount advanced to Designated Account			-
<b>Represented by:</b>			
4 Ending Designated Account Balance at 30.06.2024			-
5 Amount claimed but not credited at 30.06.2024			
6 Amount withdrawn and not claimed as at 30.06.2024			-
7 Service charges (if not included in 5 & 6 above)			-
Less			
8 Interest earning (if included in Designated Account)			-
9 Total advance to Designated Account year ended 30.06.2024			-

Discrepancy between total appearing on lines 3 and 9 -

Notes:

- 1 Explain the discrepancy between totals appearing on lines 3 and 9 above (e.g amount due to be refunded to cover ineligible expenditures paid from the Special/Designated Account)
- 2 Indicate if amount appearing on line 6 is eligible for financing by ADB and provide reasons for not claiming the expenditures

**The amount appearing on line 6 is eligible for financing by ADB and shall be documented in subsequent IFRs/SOEs**



AUTHORIZED REPRESENTATIVE

RESOURCES MOBILIZATION DEPARTMENT - TREASURY DATE: 02-08-2024

Results 1 - 3 of 3

Run Date: 15/07/2024  
CENTRAL BANK OF KENYA  
BANKI KUU YA KENYA  
P.O.BOX 60000-0200  
NAIROBI

Run Time: 11:52:57

STATEMENT OF ACCOUNT

PAGE NO : 1

ACCOUNT NUMBER : 1000395982

ACCOUNT TITLE : EMPOWERING NOVELAGRI-BUSINESS  
30/06/2024

STATEMENT PERIOD: From 01/07/2023 To

NO.	DATE	REFERENCE NO	DETAILS	DEBIT	CREDIT BALANCE	
OPENING BAL :			299,953.00			
NO.	Value Date	Reference.No	Details	Debit	Credit	Balance
1	02/08/2023	FT23214G70RB	PA131582	-299,953.00	0.00	0
2	06/03/2024	FT240660PMDT	FUNDING	0.00	999,953.00	999953
3	09/04/2024	FT2410085P6L	PA 133109	-400,000.00	0.00	599953

CLOSING BALANCE : 599953

END OF ACCOUNT STATEMENT

Favourites

TAM.E.STMT.OF.ACCT.EPRM

[More Options](#)  
[Clear Selection](#)

Find

Account equals  |1000395982  
Statement From equals  |20230701  
Statement To equals  |20240630

TAM.E.STMT.OF.ACCT.EPRM



Run Date: 15/07/2024  
 CENTRAL BANK OF KENYA  
 BANKI KUU YA KENYA  
 P.O.BOX 60000-0200  
 NAIROBI

Run Time: 11:52:57

STATEMENT OF ACCOUNT

ACCOUNT NUMBER : 1000395982

ACCOUNT TITLE : EMPOWERING NOVELAGRI-BUSINESS  
 30/06/2024

STATEMENT PERIOD: From 01/07/2023 To

NO.	DATE	REFERENCE NO	DETAILS	DEBIT	CREDIT BALANCE	
OPENING BAL :				299,953.00		
NO.	Value Date	Reference.No	Details	Debit	Credit	Balance
1	02/08/2023	FT23214G70RB	PA131582	-299,953.00	0.00	0
2	06/03/2024	FT240660PMDT	FUNDING	0.00	999,953.00	999953
3	09/04/2024	FT2410085P6L	PA 133109	-400,000.00	0.00	599953

CLOSING BALANCE : 599953

END OF ACCOUNT STATEMENT

Favourites TAM.E.STMT.OF.ACCT.EPRM [More Options](#)

[Clear Selection](#)

Account equals √ |1000395982

Statement From equals √ |20230701

Statement To equals √ |20240630

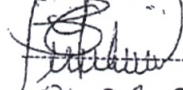

TAM.E.STMT.OF.ACCT EPRM

**SPECIAL ACCOUNT STATEMENT**

For period ending **30th JUNE, 2024**  
Account No. **1000552549**  
Depository Bank **CENTRAL BANK OF KENYA.**  
Address **CENTRAL BANK OF KENYA.**  
Related Loan **ENABLE YOUTH KENYA PROG. SOFT LOAN**  
Credit Agreement  
Currency **USD**

**Part A - Account Activity**

Beginning balance of 1st July, 2023 as per C.B.K. Ledger Account	0.00
<b>Add:</b>	
Total Amount deposited by <sup>ADB</sup> World Bank	0.00
Total Interest earnings if deposited in account	
Total amount refunded to cover ineligible expenditure	
<b>Deduct:</b>	
Total amount withdrawn	0.00
Total service charges if not included above in amount withdrawn	
Ending balance on 30th June, 2024	0.00

<b>AUTHORISED REPRESENTATIVE CENTRAL BANK OF KENYA</b>	SIGNATURE: 
	DATE: <u>01-08-2024</u>
<b>AUTHORISED REPRESENTATIVE EXTERNAL RESOURCES DEPARTMENT-TREASURY</b>	SIGNATURE: 
	DATE: <u>02-08-2024</u>

NOTE: The ending balance as per Central Bank of Kenya Ledger Account and the off-shore Special Account as at 30th June, 2024 have been reconciled and a copy of the supporting Reconciliation Statement is attached.



Results 1 - 1 of 1

Run Date:  
CENTRAL BANK OF KENYA  
BANKI KUUYA KENYA  
P.O.BOX 60000-0200  
NAIROBI

Run Time:

STATEMENT OF ACCOUNT

PAGE NO : 1

ACCOUNT NUMBER :

ACCOUNT TITLE : ENABLE YOUTH KENYA PROG. SOFT LOAN  
30/06/2024

STATEMENT PERIOD: From 01/07/2023 To

NO.	DATE	REFERENCE NO	DETAILS	DEBIT	CREDIT BALANCE	
OPENING BAL :				0.00		
NO.	Value	Date	Reference.No Details	Debit	Credit	Balance
1				0.00	0.00	0
				CLOSING BALANCE : 0		

END OF ACCOUNT STATEMENT

Favourites

TAM.E.STMT.OF.ACCT.EPRM

[More Options](#)  
[Clear Selection](#)

Find

Account equals ✓ 1000552549  
Statement From equals ✓ 20230701  
Statement To equals ✓ 20240630  
TAM.E.STMT.OF.ACCT.EPRM