

D DL & P
19/7/24



NG-CDF BOARD

National Government Constituencies Development Fund Board

Ukulima Co-op house, 5th and 6th Floor

Harambee Co-op Plaza, 5th, 6th & 10th Floor

Junction of Haile Selassie Avenue & Uhuru Highway

P.O Box 46682-00100

Nairobi, Kenya

Tel: 0709894000

Email: info@ngcdf.go.ke | Website: www.ngcdf.go.ke

NG-CDFB-CEO/KNA/VOL.VI (59)

15TH JULY 2024

Mr. Samuel Njoroge
Clerk,
Kenya National Assembly
P.O. Box 41482, 00100
NAIROBI

PARLIAMENT
OF KENYA
LIBRARY

@ Hto
20/7

Dear Sir,

RE: NATIONAL GOVERNMENT CONSTITUENCIES DEVELOPMENT FUND BOARD REPORT FOR THE FOURTH QUARTER OF 2023/24 FINANCIAL YEAR

Pursuant to Section 51 of the National Government Constituencies Development Fund (NG-CDF) Act, 2015 as amended in 2023, we wish to forward the NG-CDF Board's report for the fourth quarter of 2023/24 Financial Year, covering status of receipt and approval of Constituencies' Project Proposals for 2023/24 Financial Year, status of receipt of funds from the National Treasury, status of disbursement of funds to constituencies' bank accounts and any restrictions imposed on a constituency account pursuant to the Act, for your information and necessary action

Yours,

Sincerely

YUSUF MBUNO
CHIEF EXECUTIVE OFFICER


Copy to: The Principal Secretary, State Department for Planning
The National Treasury and Planning
P.O. Box 30005 - 00100
NAIROBI


NATIONAL ASSEMBLY
RECEIVED
18 JUL 2024
CLERK'S OFFICE
P.O. Box 41482, NAIROBI

Celebrating 20 years of positively impacting lives



NATIONAL ASSEMBLY
RECEIVED
18 JUL 2024
CLERK'S OFFICE
P O Box 41842, NAIROBI



 THE NATIONAL ASSEMBLY PAPERS 2024	
DATE: 23 JUL 2024	O.G.Y. TUGJOAT
TABLED BY:	Hon. RAHMI WATQO, MP DEPUTY MAJORITY WHIP
CLERK-AT THE-TABLE:	H206U MWOLE



THE NATIONAL GOVERNMENT CONSTITUENCIES DEVELOPMENT FUND

**BOARD REPORT ON PROJECT PROPOSALS APPROVALS, DISBURSEMENT
STATUS AND RESTRICTIONS IMPOSED ON CONSTITUENCY ACCOUNT FOR
THE THIRD QUARTER OF 2023/24 FINANCIAL YEAR
1ST APRIL 2024 – 30TH JUNE 2024**

15TH JULY 2024

Table of Contents

Introduction	3
Summary of the Project Proposals received from the Constituencies in the preceding quarter	4
Summary of the status of disbursement of funds to the Constituencies as at 30 th June 2024.	5
Disbursement Status Summary for 2023/24 Financial Year	5
Disbursement Status Summary for 2022/23 Financial Year	6
Disbursement Status Summary for 2021/2022 Financial Year.....	6
Disbursement Status Summary for 2020/2021 Financial Year.....	7
Disbursement Status Summary for 2019/20 Financial Year.....	7
Disbursement Status Summary for 2018/19 Financial Year	8
Summary of the status of disbursements from the National Treasury to the National Account.....	8
Restriction imposed on a constituency account	8
Constituencies that have received between 70% and 99.9% of the funds allocated in 2023/24 Financial Year (Appendix I)	9
Constituencies that have received between 50% and 69% of the funds allocated in 2023/24 Financial Year (Appendix II)	16
Constituencies that have received between 17% and 49% of the funds allocated in 2023/24 Financial Year (Appendix III)	21
Constituencies that have received between 73.2% and 99.6% of the funds allocated in 2022/23 Financial Year (Appendix IV)	22
Constituencies that have received below 50% of the allocated funds in 2022/23 Financial Year (Appendix V)	25
Constituencies that have received between 68.6% and 99.8% of the funds allocated in 2021/22 Financial Year (Appendix VI).....	25
Constituencies that have received between 68.3% and 99.5% allocations for 2020/2021 Financial Year (Appendix VII)	26
Constituencies that have received between 97.6% and 99.9% allocations for 2019/20 Financial Year (Appendix VIII)	27
Constituencies that have received between 92.5% and 99.4% of the funds allocated in 2018/19 Financial Year (Appendix IX)	28

Introduction

Section 50 of the National Government Constituencies Development Fund (NG-CDF) Act, 2015 as amended in 2022 establishes the National Assembly Select Committee (NASC) on the NG-CDF whose main functions include but not limited to;

- (a) Oversee the implementation of the Act and in this respect, shall after every two years submit a report to the National Assembly and where necessary propose any amendments to this Act, in particular, with respect to the quantum of funds repayable into the Fund in accordance with section 4 of the Act;
- (b) Oversee the policy framework and legislative matters that may arise in relation to the Fund;
- (c) Continually review the framework set out for the efficient delivery of development programmes financed through the Fund;
- (d) Consider and report to the National Assembly, with recommendations, names of persons required to be approved by the National Assembly under this Act;

Section 51(1) of the Act further stipulates that the Board shall, on a quarterly basis, submit a report to the National Assembly Select Committee detailing the following;

- a) A summary of the project proposals received from the Constituencies in the preceding quarter and indicating the approval status of such projects;
- (b) A summary of the status of disbursements of funds to the Constituencies for that preceding quarter;
- (c) A summary of the status of disbursements from the National Treasury to the National Account;
- (d) Any restriction imposed on a Constituency account in accordance with the Act.

It is based on the foregoing that the National Government Constituencies Development Fund (NG-CDF) Board is submitting its report for the fourth quarter of 2023/24 Financial Year detailing the following:

A. A summary of the Project Proposals received from the Constituencies in the preceding quarter and indicating the approval status of such projects

The National Government Constituencies Development Fund (NG-CDF) was allocated a total of **Kshs.53,531,500,000** for the 2023/2024 financial year. Subsequent to the allocation, the Board determined the budget ceiling for each constituency with the approval of the National Assembly Select Committee in line with Section 6 and 34 of the NG-CDF Act. This paved way for the National Government Constituency Development Fund Committees (NG-CDFCs) to embark on preparation of project proposals for the 2023/2024 financial year.

A further, **Kshs.3.4 billion** was allocated to the Fund under supplementary Estimate 1 as a conditional grant towards implementation of infrastructure projects in Junior Secondary Schools (JSS). Additionally, **Kshs.1 billion** was allocated towards schools' infrastructure in Nairobi County. This brought the total allocation to the Fund in the 2023/2024 Financial Year to **Kshs.57,931,500,000**

The Board has to date received and deliberated on Project Proposals from two hundred and ninety (290) Constituencies.

B. Summary of the status of disbursement of funds to the Constituencies for Financial Years 2023/24, 2022/23, 2021/2022, 2020/2021, 2019/20, 2018/19 as at 30th June 2024.

(i) Disbursement Status Summary for 2023/24 Financial Year

Details	No.	Amount disbursed (Kshs)	Undisbursed funds (Kshs)	Allocation (Kshs)
Constituencies that have received between 70% and 99.9% of the funds allocated. <i>See (Appendix I) – Pg 9</i>	174	24,305,575,784	7,766,317,337	32,071,893,121
Constituencies that have received between 50% and 69% of the funds allocated. <i>See (Appendix II) – Pg 16</i>	106	13,666,581,947	7,400,267,384	21,066,849,331
Constituencies that have received between 17% and 49% of the funds allocated. <i>See (Appendix III) – Pg 21</i>	10	876,701,156	1,216,847,225	2,093,548,381
Board Secretariat 5% Allocation		2,676,575,000	0	2,676,575,000
Total	290	41,525,433,887	16,383,431,946	57,908,865,833

(ii) Disbursement Status Summary for 2022/23 Financial Year

Details	No.	Amount disbursed (Kshs)	Undisbursed funds (Kshs)	Allocation (Kshs)
Constituencies that have received full allocation.	232	33,674,069,117	0	33,674,069,117
Constituencies that have received between 73.2% and 99.6% of the funds allocated. <i>See (Appendix IV) – Pg 22</i>	56	7,693,099,483	424,933,734	8,118,033,217
Constituencies that have received less than 50% of the funds allocated. <i>See (Appendix V) – Pg 25</i>	2	114,000,000	169,302,636	283,302,636
Board Secretariat 5% Allocation		2,214,495,000	0	2,214,495,000
TOTAL	290	43,695,663,600	594,236,370	44,289,900,000

(iii) Disbursement Status Summary for 2021/2022 Financial Year

Details	No.	Amount disbursed (Kshs)	Undisbursed funds (Kshs)	Allocation (Kshs)
Constituencies that have received full allocation	271	37,151,086,209	0	37,151,086,209
Constituencies that have received between 68.6% and 99.8% of the funds allocated. <i>See (Appendix VI) – Pg 25</i>	19	2,407,167,800	197,520,901	2,604,688,701
Board Secretariat 5% Allocation		1,959,025,000	0	1,959,025,000
TOTAL	290	41,517,279,009	197,520,901	41,714,800,000

(iv) Disbursement Status Summary for 2020/2021 Financial Year

Details	No.	Amount disbursed (Kshs)	Undisbursed funds (Kshs)	Allocation (Kshs)
Constituencies that have received full allocations	276	37,836,530,689	0	37,836,530,689
Constituencies that have received between 68.3% and 99.5% of the funds allocated. <i>See (Appendix VII) - Pg 26</i>	14	1,819,019,254	100,225,053	1,919,244,310
Board Secretariat 5% Allocation		1,959,025,000	0	1,959,025,000
Total	290	41,614,574,943	100,225,053	41,714,800,000

(v) Disbursement Status Summary for 2019/20 Financial Year

Details	No.	Amount disbursed (Kshs)	Undisbursed funds (Kshs)	Allocation (Kshs)
Constituencies that have received full allocation	283	38,875,065,931	0	38,875,065,931
Constituencies that have received between 97.6% and 99.9% of the funds allocated. <i>See (Appendix VIII)- Pg 27</i>	7	950,906,484	10,667,584.98	961,574,068.98
Board Secretariat 5% Allocation		1,878,160,000	0	1,878,160,000
TOTAL	290	41,704,132,415	10,667,584.98	41,714,800,000

(vi) Disbursement Status Summary for 2018/19 Financial Year

Details	No.	Amount disbursed (Kshs)	Undisbursed funds (Kshs)	Allocation (Kshs)
Constituencies that have received full allocation	287	31,294,731,274		31,294,731,274
Constituencies that have received between 92.5% and 99.4% of the funds allocated. See (<i>Appendix IX – Pg 28</i>)	3	314,182,627	12,940,000	327,122,627
Board Secretariat 5% Allocation		1,664,308,100	0	1,664,308,100
Total	290	33,273,222,001	12,940,000	33,286,162,000

C. Summary of the status of disbursements from the National Treasury to the National Account

The National Government Constituencies Development Fund (NG-CDF) was allocated a total of **Kshs.57,931,500,000** for the 2023/2024 financial year. As at 30th June 2024, the Board had received **Kshs.40 billion** from the National Treasury.

D. Restriction imposed on a constituency account

Section 5 (7) of the NG-CDF Act, 2015 states that “the Board may impose reasonable requirements, including restrictions, on a particular constituency and such restrictions or requirements shall be reported together with the quarterly returns to be submitted to the Cabinet Secretary and the National Assembly Committee in accordance with the Act”.

During the fourth quarter of 2023/24 Financial Year, the NG-CDF Board did not impose restrictions on any Constituency account.

Constituencies that have received between 70% and 99.9% of the funds allocated in 2023/24 Financial Year

No.	Constituencies	Allocation (Kshs.)	Amount Disbursed (Kshs.)	Balance (Kshs.)
1	Ainabkoi	165,842,712	130,000,000	35,842,712
2	Ainamoi	196,439,384	140,000,000	56,439,384
3	Awendo	178,892,253	160,000,000	18,892,253
4	Balambala	177,126,443	130,000,000	47,126,443
5	Banissa	177,414,793	130,000,000	47,414,793
6	Baringo Central	184,134,443	140,000,000	44,134,443
7	Baringo North	185,641,893	130,000,000	55,641,893
8	Baringo South	176,103,653	130,000,000	46,103,653
9	Belgut	186,649,293	130,000,000	56,649,293
10	Bomachoge Borabu	177,976,103	130,000,000	47,976,103
11	Bomachoge Chache	168,470,712	140,000,000	28,470,712
12	Bonchari	181,235,553	147,626,108	33,609,445
13	Bondo	201,823,134	181,923,134	19,900,000
14	Borabu	178,023,553	130,318,455	47,705,098
15	Bura	180,933,393	141,000,000	39,933,393
16	Bureti	207,868,324	156,745,126	51,123,198
17	Butere	190,445,293	140,525,293	49,920,000
18	Butula	200,224,434	143,438,841	56,785,593
19	Buuri	184,984,893	130,000,000	54,984,893
20	Changamwe	182,345,943	130,000,000	52,345,943

No.	Constituencies	Allocation (Kshs.)	Amount Disbursed (Kshs.)	Balance (Kshs.)
21	Cherangany	214,646,374	160,000,000	54,646,374
22	Chesumei	189,324,743	140,000,000	49,324,743
23	Dadaab	186,014,984	140,000,000	46,014,984
24	Dagoretti North	239,607,272	173,783,743	65,823,529
25	Eldama Ravine	193,482,884	156,052,492	37,430,392
26	Eldas	167,861,953	140,000,000	27,861,953
27	Emuhaya	166,065,362	124,079,383	41,985,979
28	Emurua Dikir	181,064,003	130,412,144	50,651,859
29	Endebess	168,299,162	138,276,149	30,023,013
30	Fafi	176,513,243	130,000,000	46,513,243
31	Galole	173,081,453	140,000,000	33,081,453
32	Ganze	182,089,653	140,000,000	42,089,653
33	Garissa Township	173,296,803	130,000,000	43,296,803
34	Garsen	192,190,784	150,000,000	42,190,784
35	Gatundu North	174,271,353	121,630,087	52,641,266
36	Gilgil	187,167,593	164,167,593	23,000,000
37	Hamisi	205,444,724	147,000,000	58,444,724
38	Homa Bay Town	177,216,903	157,763,713	19,453,190
39	Ijara	169,150,403	130,000,000	39,150,403
40	Ikolomani	178,290,003	131,613,714	46,676,289
41	Isiolo South	160,630,512	130,000,000	30,630,512
42	Jomvu	163,477,512	130,000,000	33,477,512
43	Juja	188,795,493	132,974,852	55,820,641
44	Kabondo Kasipul	180,049,303	130,000,000	50,049,303

No.	Constituencies	Allocation (Kshs.)	Amount Disbursed (Kshs.)	Balance (Kshs.)
45	Kacheliba	191,238,134	140,000,000	51,238,134
46	Kajiado East	185,426,543	130,000,000	55,426,543
47	Kajiado North	186,536,143	130,000,000	56,536,143
48	Kajiado West	183,196,393	140,000,000	43,196,393
49	Kaloleni	183,447,453	147,071,516	36,375,937
50	Kamukunji	243,293,772	191,053,377	52,240,395
51	Kangema	164,379,062	130,000,000	34,379,062
52	Kangundo	174,899,153	130,000,000	44,899,153
53	Kapseret	182,108,693	130,000,000	52,108,693
54	Karachuonyo	210,934,324	155,434,324	55,500,000
55	Kathiani	176,559,903	138,365,290	38,194,613
56	Keiyo North	174,723,953	130,000,000	44,723,953
57	Keiyo South	196,563,484	140,000,000	56,563,484
58	Khwisero	177,392,103	156,541,861	20,850,242
59	Kiambaa	182,904,393	130,000,000	52,904,393
60	Kibwezi East	180,779,303	154,912,912	25,866,391
61	Kigumo	186,802,593	130,000,000	56,802,593
62	Kiharu	198,129,334	148,930,448	49,198,886
63	Kikuyu	183,532,193	140,430,573	43,101,620
64	Kilifi North	213,956,524	149,710,907	64,245,617
65	Kilifi South	195,285,193	137,298,831	57,986,362
66	Kilome	167,426,812	130,567,353	36,859,459
67	Kinango	220,132,324	176,931,991	43,200,333
68	Kinangop	219,187,765	173,129,653	46,058,112

No.	Constituencies	Allocation (Kshs.)	Amount Disbursed (Kshs.)	Balance (Kshs.)
69	Kipipiri	174,289,603	135,401,202	38,888,401
70	Kipkelion East	178,549,153	127,182,042	51,367,111
71	Kirinyaga Central	173,614,353	130,000,000	43,614,353
72	Kisumu Central	200,870,484	140,000,000	60,870,484
73	Kisumu West	190,510,993	140,000,000	50,510,993
74	Kitui Central	186,798,943	140,000,000	46,798,943
75	Kitui Rural	178,235,253	151,439,356	26,795,897
76	Kitui South	203,597,034	143,655,384	59,941,650
77	Kitui West	177,282,603	129,522,998	47,759,605
78	Kitutu Chache North	176,986,953	130,000,000	46,986,953
79	Kitutu Masaba	201,877,884	165,184,306	36,693,578
80	Kuresoi South	178,596,603	138,266,393	40,330,210
81	Kwanza	182,414,503	130,000,000	52,414,503
82	Lafey	176,597,193	130,000,000	46,597,193
83	Lagdera	185,321,484	130,000,000	55,321,484
84	Laikipia East	186,302,543	130,000,000	56,302,543
85	Laikipia North	173,176,353	140,000,000	33,176,353
86	Laisamis	178,966,043	138,127,912	40,838,131
87	Lamu East	159,535,512	129,616,010	29,919,502
88	Lamu West	202,988,274	150,000,000	52,988,274
89	Likoni	184,039,543	130,000,000	54,039,543
90	Limuru	184,838,893	132,970,074	51,868,819
91	Loima	169,566,503	131,293,720	38,272,783
92	Luanda	184,057,793	130,000,000	54,057,793

No.	Constituencies	Allocation (Kshs.)	Amount Disbursed (Kshs.)	Balance (Kshs.)
93	Lunga Lunga	185,246,903	140,000,000	45,246,903
94	Lurambi	197,056,234	165,000,000	32,056,234
95	Maara	185,824,393	130,000,000	55,824,393
96	Magarini	205,352,684	150,000,000	55,352,684
97	Mandera East	183,408,093	130,000,000	53,408,093
98	Mandera North	179,451,493	130,000,000	49,451,493
99	Mandera South	180,228,943	132,228,943	48,000,000
100	Mandera West	179,192,343	130,000,000	49,192,343
101	Marakwet East	175,745,953	138,764,194	36,981,759
102	Marakwet West	196,048,834	140,000,000	56,048,834
103	Masinga	190,569,393	149,637,175	40,932,218
104	Matayos	189,324,743	137,262,616	52,062,127
105	Mathioya	164,065,162	125,530,466	38,534,696
106	Matuga	192,179,043	166,779,043	25,400,000
107	Mavoko	179,625,903	150,000,000	29,625,903
108	Mbeere North	166,707,762	129,406,402	37,301,360
109	Mbeere South	188,536,343	132,837,825	55,698,518
110	Mbooni	205,776,084	150,741,121	55,034,963
111	Mogotio	165,718,612	117,906,402	47,812,210
112	Molo	179,315,653	160,000,000	19,315,653
113	Msambweni	178,775,453	139,661,761	39,113,692
114	Mukurweini	172,533,953	130,000,000	42,533,953
115	Mumias East	170,613,262	130,000,000	40,613,262
116	Mumias West	179,998,203	146,219,909	33,778,294

No.	Constituencies	Allocation (Kshs.)	Amount Disbursed (Kshs.)	Balance (Kshs.)
117	Mvita	182,521,143	152,317,525	30,203,618
118	Mwea	216,161,915	179,292,049	36,869,866
119	Mwingi Central	199,406,834	168,852,968	30,553,866
120	Mwingi North	194,263,193	145,000,000	49,263,193
121	Mwingi West	176,753,353	146,579,651	30,173,702
122	Nakuru Town West	195,472,134	140,000,000	55,472,134
123	Nambale	179,034,603	131,251,662	47,782,941
124	Nandi Hills	176,041,603	128,213,528	47,828,075
125	Narok West	181,520,253	130,433,502	51,086,751
126	Navakholo	187,583,693	146,668,378	40,915,315
127	Ndaragwa	174,001,253	130,000,000	44,001,253
128	Ndia	164,682,012	120,000,000	44,682,012
129	North Horr	178,385,693	140,985,693	37,400,000
130	North Imenti	183,988,443	130,000,000	53,988,443
131	Nyakach	192,281,243	154,743,203	37,538,040
132	Nyali	184,638,143	134,085,477	50,552,666
133	Nyaribari Chache	197,935,884	154,024,396	43,911,488
134	Nyaribari Masaba	185,740,443	130,000,000	55,740,443
135	Nyeri Town	183,203,693	130,000,000	53,203,693
136	Oi Joro Orok	174,026,803	130,000,000	44,026,803
137	Oi Kalou	185,601,743	130,000,000	55,601,743
138	Othaya	171,515,603	130,000,000	41,515,603
139	Pokot South	186,422,203	130,000,000	56,422,203
140	Rabai	176,822,703	130,000,000	46,822,703

No.	Constituencies	Allocation (Kshs.)	Amount Disbursed (Kshs.)	Balance (Kshs.)
141	Rongo	179,790,153	130,000,000	49,790,153
142	Ruiru	215,081,515	178,774,108	36,307,407
143	Runyenjes	193,617,934	144,390,801	49,227,133
144	Sabatia	196,713,134	140,000,000	56,713,134
145	Saboti	190,010,943	140,000,000	50,010,943
146	Saku	161,751,062	130,000,000	31,751,062
147	Samburu East	169,314,653	146,125,159	23,189,494
148	Samburu West	184,130,793	130,000,000	54,130,793
149	Seme	179,198,853	130,000,000	49,198,853
150	Sirisia	170,912,562	130,000,000	40,912,562
151	South Mugirango	202,779,434	154,390,801	48,388,633
152	Suba South	177,622,053	146,135,577	31,486,476
153	Subukia	165,663,862	130,000,000	35,663,862
154	Suna East	177,669,503	147,504,576	30,164,927
155	Suna West	178,446,953	130,000,000	48,446,953
156	Tarbaj	168,511,653	150,000,000	18,511,653
157	Teso North	196,990,534	137,000,000	59,990,534
158	Teso South	199,884,984	140,000,000	59,884,984
159	Tetu	163,415,462	118,509,102	44,906,360
160	Tharaka	188,094,693	142,832,864	45,261,829
161	Tiaty	197,746,874	140,000,000	57,746,874
162	Tigania West	186,397,443	130,000,000	56,397,443
163	Tinderet	179,866,803	130,000,000	49,866,803
164	Turkana East	160,601,312	118,242,312	42,359,000

No.	Constituencies	Allocation (Kshs.)	Amount Disbursed (Kshs.)	Balance (Kshs.)
165	Turkana North	187,420,234	135,536,831	51,883,403
166	Ugenya	180,417,953	141,763,714	38,654,239
167	Uriri	189,153,193	156,637,667	32,515,526
168	Wajir East	173,767,653	130,000,000	43,767,653
169	Wajir South	196,396,374	140,000,000	56,396,374
170	Wajir West	171,048,403	130,000,000	41,048,403
171	Webuye East	170,751,962	146,675,410	24,076,552
172	Webuye West	180,596,803	133,548,113	47,048,690
173	West Mugirango	189,956,193	143,591,731	46,364,462
174	Yatta	190,412,443	147,123,869	43,288,574
	Total	32,071,893,121	24,305,575,784	7,766,317,337

Appendix II

Constituencies that have received between 50% and 69% of the funds allocated in 2023/24 Financial Year

No.	Constituencies	Allocation (Kshs.)	Amount Disbursed (Kshs.)	Balance (Kshs.)
1	Aldai	200,972,684	120,000,000	80,972,684
2	Alego Usonga	208,261,734	132,180,210	76,081,524
3	Bahati	187,663,993	130,000,000	57,663,993
4	Bobasi	220,432,415	140,000,000	80,432,415
5	Bomet Central	188,448,743	120,000,000	68,448,743

No.	Constituencies	Allocation (Kshs.)	Amount Disbursed (Kshs.)	Balance (Kshs.)
6	Bomet East	189,405,043	130,000,000	59,405,043
7	Budalangi	174,837,103	97,817,103	77,020,000
8	Central Imenti	175,234,953	120,850,548	54,384,405
9	Chepalungu	193,941,993	134,737,730	59,204,263
10	Chuka Igambang'ombe	188,733,443	130,000,000	58,733,443
11	Dagoretti South	243,925,222	167,075,722	76,849,500
12	Embakasi Central	247,516,822	142,535,286	104,981,536
13	Embakasi East	241,614,772	120,000,000	121,614,772
14	Embakasi South	239,172,922	153,258,810	85,914,112
15	Embakasi West	234,569,482	145,235,643	89,333,839
16	Emgwen	179,458,003	120,000,000	59,458,003
17	Funyula	177,596,503	120,000,000	57,596,503
18	Gatanga	199,085,634	134,288,841	64,796,793
19	Gatundu South	175,829,903	120,000,000	55,829,903
20	Gem	204,045,984	130,000,000	74,045,984
21	Gichugu	182,842,343	114,996,965	67,845,378
22	Githunguri	185,660,143	113,344,486	72,315,657
23	Igembe Central	192,430,893	130,000,000	62,430,893
24	Igembe North	187,966,943	130,000,000	57,966,943
25	Igembe South	187,660,343	129,356,343	58,304,000
26	Isiolo North	201,812,974	140,000,000	61,812,974
27	Kabete	182,119,643	120,000,000	62,119,643
28	Kabuchai	184,002,253	120,000,000	64,002,253
29	Kajiado Central	185,944,843	120,000,000	65,944,843

No.	Constituencies	Allocation (Kshs.)	Amount Disbursed (Kshs.)	Balance (Kshs.)
30	Kajiado South	189,291,893	130,000,000	59,291,893
31	Kanduyi	227,593,715	137,213,968	90,379,747
32	Kapenguria	196,636,484	130,000,000	66,636,484
33	Kasarani	244,490,972	142,715,686	101,775,286
34	Kasipul	190,682,543	130,000,000	60,682,543
35	Kesses	179,527,353	118,475,229	61,052,124
36	Kiambu	173,993,953	120,000,000	53,993,953
37	Kibra	240,994,272	144,238,478	96,755,794
38	Kibwezi West	201,078,534	134,691,584	66,386,950
39	Kieni	215,081,515	141,704,664	73,376,851
40	Kilgoris	204,133,584	140,000,000	64,133,584
41	Kimini	202,330,484	140,000,000	62,330,484
42	Kipkelion West	178,815,603	120,000,000	58,815,603
43	Kisauni	201,776,474	131,922,606	69,853,868
44	Kisumu East	189,795,593	130,000,000	59,795,593
45	Kitui East	198,804,584	130,000,000	68,804,584
46	Kitutu Chache South	187,434,043	130,000,000	57,434,043
47	Kuresoi North	180,520,153	116,346,152	64,174,001
48	Kuria West	211,952,674	133,318,679	78,633,995
49	Laikipia West	202,888,934	130,000,000	72,888,934
50	Langata	238,464,822	140,000,000	98,464,822
51	Lari	184,123,493	108,566,133	75,557,360
52	Likuyani	190,434,343	130,000,000	60,434,343
53	Lugari	204,250,384	120,000,000	84,250,384

No.	Constituencies	Allocation (Kshs.)	Amount Disbursed (Kshs.)	Balance (Kshs.)
54	Machakos Town	208,459,624	134,031,693	74,427,931
55	Makadara	235,879,832	143,237,795	92,642,037
56	Makueni	213,514,874	130,000,000	83,514,874
57	Malava	213,423,624	137,021,142	76,402,482
58	Malindi	189,182,393	130,000,000	59,182,393
59	Manyatta	195,183,784	134,005,841	61,177,943
60	Maragwa	197,344,584	126,741,316	70,603,268
61	Mathira	193,311,334	133,699,367	59,611,967
62	Matungu	193,252,143	120,000,000	73,252,143
63	Matungulu	188,109,293	123,804,551	64,304,742
64	Moiben	184,871,743	120,000,000	64,871,743
65	Mosop	211,175,224	140,000,000	71,175,224
66	Moyale	201,531,924	140,000,000	61,531,924
67	Mt. Elgon	209,312,934	140,000,000	69,312,934
68	Muhoroni	191,843,243	130,000,000	61,843,243
69	Mwala	200,239,034	131,318,871	68,920,163
70	Mwatate	181,261,893	120,000,000	61,261,893
71	Naivasha	224,790,515	150,000,000	74,790,515
72	Nakuru Town East	191,120,543	130,000,000	61,120,543
73	Narok East	176,848,253	118,763,714	58,084,539
74	Narok North	202,644,384	140,738,841	61,905,543
75	Narok South	203,013,034	130,000,000	73,013,034
76	Ndhiwa	214,314,224	130,000,000	84,314,224
77	Njoro	202,206,384	132,997,908	69,208,476

No.	Constituencies	Allocation (Kshs.)	Amount Disbursed (Kshs.)	Balance (Kshs.)
78	North Mugirango	187,963,293	130,000,000	57,963,293
79	Nyando	190,149,643	120,000,000	70,149,643
80	Nyatike	212,043,924	140,000,000	72,043,924
81	Rangwe	180,074,853	108,257,628	71,817,225
82	Rarieda	190,996,443	130,000,000	60,996,443
83	Rongai	187,583,693	130,000,000	57,583,693
84	Ruaraka	241,227,872	120,465,555	120,762,317
85	Samburu North	187,120,934	130,000,000	57,120,934
86	Shinyalu	200,060,184	130,277,363	69,782,821
87	Sigor	174,804,253	120,000,000	54,804,253
88	Sigowet/Soin	177,578,253	110,000,000	67,578,253
89	Sotik	196,354,643	120,000,000	76,354,643
90	South Imenti	196,121,834	135,338,841	60,782,993
91	Starehe	250,620,113	166,514,698	84,105,415
92	Suba North	187,649,393	130,000,000	57,649,393
93	Taveta	183,145,293	97,534,805	85,610,488
94	Thika Town	187,291,693	130,000,000	57,291,693
95	Tigania East	189,328,393	130,000,000	59,328,393
96	Tongaren	205,327,134	120,000,000	85,327,134
97	Turbo	198,490,684	130,000,000	68,490,684
98	Turkana Central	184,086,993	120,708,577	63,378,416
99	Turkana South	187,280,743	130,000,000	57,280,743
100	Turkana West	199,090,074	137,412,722	61,677,352
101	Ugunja	171,759,362	110,000,000	61,759,362

No.	Constituencies	Allocation (Kshs.)	Amount Disbursed (Kshs.)	Balance (Kshs.)
102	Vihiga	176,691,303	101,198,325	75,492,978
103	Voi	191,829,434	130,000,000	61,829,434
104	Wajir North	195,991,224	133,672,526	62,318,698
105	Westlands	247,104,372	140,000,000	107,104,372
106	Wundanyi	169,964,353	113,969,002	55,995,351
	Total	21,066,849,331	13,666,581,947	7,400,267,384

Appendix III

Constituencies that have received between 17% and 49% of the funds allocated in 2023/24 Financial Year

No.	Constituencies	Allocation (Kshs.)	Amount Disbursed (Kshs.)	Balance (Kshs.)
1	Bumula	214,306,924	80,000,000	134,306,924
2	Embakasi North	244,476,372	104,070,243	140,406,129
3	Kaiti	179,063,803	85,401,201	93,662,602
4	Kandara	196,738,684	85,183,937	111,554,747
5	Kimilili	179,556,553	80,000,000	99,556,553
6	Konoin	188,364,793	71,661,278	116,703,515
7	Kuria East	186,382,843	60,000,000	126,382,843
8	Mathare	251,299,013	120,738,841	130,560,172
9	Roysambu	245,370,622	116,520,300	128,850,322
10	Soy	207,988,774	73,125,356	134,863,418
	Total	2,093,548,381	876,701,156	1,216,847,225

Constituencies that have received between 73.2% and 99.6% of the funds allocated in 2022/23 Financial Year

No.	Constituencies	Allocation (Kshs.)	Amount Disbursed (Kshs.)	Balance (Kshs.)
1.	Aldai	151,960,174	145,554,596	6,405,578
2.	Belgut	145,087,603	143,937,603	1,150,000
3.	Bobasi	165,705,316	161,195,316	4,510,000
4.	Bomachoge Chache	131,342,462	129,342,462	2,000,000
5.	Bomet East	145,087,603	143,207,603	1,880,000
6.	Borabu	138,215,033	137,140,732	1,074,301
7.	Budalangi	138,215,033	134,857,033	3,358,000
8.	Bumula	158,832,745	156,432,745	2,400,000
9.	Butere	145,087,603	141,087,603	4,000,000
10.	Chepalungu	145,087,603	139,108,767	5,978,836
11.	Eldama Ravine	151,960,174	143,314,393	8,645,781
12.	Embakasi East	145,087,603	114,430,958	30,656,645
13.	Embakasi North	145,087,603	135,807,603	9,280,000
14.	Embakasi South	145,087,603	123,568,264	21,519,339
15.	Embakasi West	138,215,033	135,715,033	2,500,000
16.	Emgwen	138,215,033	125,215,033	13,000,000
17.	Emurua Dikirr	138,215,033	136,265,033	1,950,000
18.	Endebess	131,342,462	125,142,447	6,200,015
19.	Gatundu South	138,215,033	135,653,041	2,561,992
20.	Gem	151,960,174	150,960,174	1,000,000

No.	Constituencies	Allocation (Kshs.)	Amount Disbursed (Kshs.)	Balance (Kshs.)
21.	Kajiado Central	145,087,603	140,407,769	4,679,834
22.	Kibra	145,087,603	134,778,239	10,309,364
23.	Kitui East	151,960,174	148,960,174	3,000,000
24.	Kuresoi North	138,215,033	129,915,033	8,300,000
25.	Kuresoi South	138,215,033	132,215,033	6,000,000
26.	Kuria West	158,832,745	153,732,745	5,100,000
27.	Luanda	145,087,603	136,987,603	8,100,000
28.	Makueni	158,832,745	156,232,745	2,600,000
29.	Matayos	145,087,603	144,087,603	1,000,000
30.	Mbeere North	131,342,462	123,342,462	8,000,000
31.	Mogotio	131,342,462	117,792,462	13,550,000
32.	Molo	138,215,033	135,615,033	2,600,000
33.	Mwatate	145,087,603	118,304,283	26,783,320
34.	Mwea	165,705,316	163,205,316	2,500,000
35.	Mwingi Central	151,960,174	149,960,174	2,000,000
36.	Mwingi North	145,087,603	141,063,603	4,024,000
37.	Nandi Hills	138,215,033	104,375,033	33,840,000
38.	Ndia	131,342,462	122,763,262	8,579,200
39.	Nyakach	145,087,603	142,087,603	3,000,000
40.	Nyaribari Chache	151,960,174	150,160,174	1,800,000
41.	Oi Kalou	145,087,603	138,867,603	6,220,000
42.	Rarieda	145,087,603	135,581,387	9,506,216
43.	Roysambu	145,087,603	143,884,469	1,203,134
44.	Runyenjes	151,960,174	145,460,174	6,500,000

No.	Constituencies	Allocation (Kshs.)	Amount Disbursed (Kshs.)	Balance (Kshs.)
45.	Samburu East	138,215,033	137,715,033	500,000
46.	Shinyalu	151,960,174	147,422,473	4,537,701
47.	Sotik	145,087,603	131,887,603	13,200,000
48.	South Mugirango	151,960,174	136,684,045	15,276,129
49.	Soy	158,832,745	151,832,745	7,000,000
50.	Starehe	151,960,174	150,292,584	1,667,590
51.	Suna East	138,215,033	131,215,033	7,000,000
52.	Tongaren	151,960,174	148,294,174	3,666,000
53.	Ugenya	138,215,033	131,980,382	6,234,651
54.	Vihiga	138,215,033	101,178,925	37,036,108
55.	Webuye East	131,342,462	130,542,462	800,000
56.	Westlands	145,087,603	126,337,603	18,750,000
	Total	8,118,033,217	7,693,099,483	424,933,734

Constituencies that have received below 50% of the allocated funds in 2022/23 Financial Year

No.	Constituencies	Allocation (Kshs.)	Amount Disbursed (Kshs.)	Balance (Kshs.)
1.	Kimilili	138,215,033	57,000,000	81,215,033
2.	Kuria East	145,087,603	57,000,000	88,087,603
	Total	283,302,636	114,000,000	169,302,636

Constituencies that have received between 68.6% and 99.8% of the funds allocated in 2021/22 Financial Year

No.	Constituencies	Allocation (Kshs.)	Amount Disbursed (Kshs.)	Balance (Kshs.)
1	Bomachoge Borabu	137,088,879	127,088,879	10,000,000
2	Bomet Central	137,088,879	130,414,493	6,674,386
3	Bomet East	137,088,879	133,088,879	4,000,000
4	Bonchari	137,088,879	123,438,879	13,650,000
5	Changamwe	137,088,879	107,088,879	30,000,000
6	Eldama Ravine	137,088,879	120,000,000	17,088,879
7	Embakasi North	137,088,879	94,000,000	43,088,879
8	Kabondo Kasipul	137,088,879	136,788,879	300,000
9	Kajiado Central	137,088,879	135,398,712	1,690,167
10	Karachuonyo	137,088,879	126,788,699	10,300,180
11	Kigumo	137,088,879	134,638,879	2,450,000

No.	Constituencies	Allocation (Kshs.)	Amount Disbursed (Kshs.)	Balance (Kshs.)
12	Kiharu	137,088,879	127,088,879	10,000,000
13	Kilifi South	137,088,879	131,888,879	5,200,000
14	Kuria East	137,088,879	119,588,879	17,500,000
15	Kuria West	137,088,879	130,088,879	7,000,000
16	Mbeere North	137,088,879	135,088,879	2,000,000
17	Msambweni	137,088,879	122,993,879	14,095,000
18	Tongaren	137,088,879	135,906,087	1,182,792
19	Turkana Central	137,088,879	135,788,261	1,300,618
	Total	2,604,688,701	2,407,167,800	197,520,901

Appendix VII

Constituencies that have received between 68.3% and 99.5% allocations for 2020/2021 Financial Year

No.	Constituencies	Allocation (Kshs.)	Amount Disbursed (Kshs.)	Balance (Kshs.)
1.	Bumula	137,088,879.31	132,688,879	4,400,000.00
2.	Chepalungu	137,088,879.31	136,088,879	1,000,000.31
3.	Eldama Ravine	137,088,879.31	126,938,879	10,150,000.00
4.	Embakasi North	137,088,879.31	93,588,879	43,500,000.00
5.	Emurua Dikirr	137,088,879.31	132,788,879	4,300,000.21
6.	Kajiado Central	137,088,879.31	128,615,206	8,473,673.27
7.	Karachuonyo	137,088,879.31	136,088,879	1,000,000.00
8.	Kilifi South	137,088,879.31	135,388,879	1,700,000.00
9.	Kimilili	137,088,879.31	125,000,000	12,088,879.31
10.	Konoin	137,088,879.31	136,376,379	712,500.00

No.	Constituencies	Allocation (Kshs.)	Amount Disbursed (Kshs.)	Balance (Kshs.)
11.	Limuru	137,088,879.31	135,888,879	1,200,000.00
12.	Magarini	137,088,879.31	131,588,879	5,500,000.00
13.	Matayos	137,088,879.31	135,588,879	1,500,000.00
14.	Sotik	137,088,879.31	132,388,879	4,700,000.31
	Total	1,919,244,310.34	1,819,019,254	100,225,053.41

Appendix VIII


Constituencies that have received between 97.6% and 99.9% allocations for 2019/20 Financial Year

No.	Constituencies	Allocation (Kshs.)	Amount Disbursed (Kshs.)	Balance (Kshs.)
1	Embakasi South	137,367,724.14	137,327,074	40,650.14
2	Emurua Dikirr	137,367,724.14	134,167,724	3,200,000.14
3	Kabuchai	137,367,724.14	136,347,724	1,020,000.14
4	Kajiado North	137,367,724.14	134,367,724	3,000,000.14
5	Mbeere North	137,367,724.14	136,367,724	1,000,000.14
6	Mwala	137,367,724.14	136,367,724	1,000,000.14
7	Teso North	137,367,724.14	135,960,790	1,406,934.14
	Total	961,574,068.98	950,906,484	10,667,584.98


Constituencies that have received between 92.5% and 99.4% of the funds allocated in 2018/19 Financial Year

	Constituency	Amount Allocated (Kshs)	Amount Disbursed (Kshs)	Balance (Kshs.)
1	Eldama Ravine	109,040,875.52	108,390,875.52	650,000
2	Kabondo Kasipul	109,040,875.52	104,950,875.52	4,090,000
3	Nyaribari Chache	109,040,875.52	100,840,875.52	8,200,000
		327,122,627	314,182,627	12,940,000

REPORT CONFIRMED BY:-

Signed.....

Mr. Yusuf Mbuno
 Chief Executive Officer

Date.....
 15/07/2024

Signed.....

Ms. Christine Mwangolo
 For: Chief Manager, Programmes and Field Services Coordination

Date.....
 15/7/2024