

ANNUAL REPORT AND ACCOUNTS

FOR THE YEAR
ENDED 30TH JUNE, 2007

Library

PARLIAMENT
OF KENYA
LIBRARY

46



UNIVERSITY OF NAIROBI



Vision

A world-class African University and a community of scholars committed to the promotion of academic achievement and excellence in research as an embodiment of the aspirations of the Kenyan people and the global community.



Mission

A centre for learning and scholarship; preparing students for academic pursuits, professional development, enhanced personal lives, and responsible global citizenship; extending the frontiers of knowledge through research, creative works, and scholarship; fostering an intellectual culture that bridges theory with practice; contributing to social, economic, and cultural development; and, through intellectual products, enhances the quality of life of the people of Kenya and all humanity.



Core Values

In order to realize the above vision and mission, certain values need to be nurtured by the Institution. There is great need to demonstrate that the University is guided by the right values, and that as public institution it recognizes the high level of expectations from the nation.

The University commits itself to living up to the highest ideals of good governance, to seeking to be socially responsible, and to promoting and pursuing excellence. Consequently, the University shall:

- Espouse the virtues of truth, integrity, honesty, tolerance, professionalism, teamwork and meritocracy.
 - Uphold the ethics and etiquette of teaching, learning and research.
- Promote and defend the freedom of thought and academic enquiry as well as freedom of association.
 - Be creative and innovative.
 - Ensure openness and transparency in all its dealings and operations.
- Nurture responsible corporate citizenship and strong social responsibility.
 - Be at the forefront in providing leadership in national agenda.
 - Respect the beliefs and values of others.
 - Respect and protect the environment.
 - Have the courage to initiate and adapt to change.



ANNUAL REPORT AND ACCOUNTS

**FOR THE YEAR
ENDED 30TH JUNE, 2007**



Towards a World Class University

University Of Nairobi

P.O. Box 30197, NAIROBI, Kenya
Telephone: 318262, Telegrams: Varsity, Telex: 22095
Email: fo@uonbi.ac.ke • Website: www.uonbi.ac.ke

Contents

Chancellor and Principal Officers of the University	iii
Vice-Chancellor's Report	vi
Core Business	vii
Statement of Council Members Responsibilities	viii
ACCOUNTS	
Report of the Controller and Auditor General	ix
Balance Sheet	7
General Revenue Account	8
Cash flow Statement	9
Notes to the Accounts	10
SUPPLEMENTARY ACCOUNTS	
Summary of Service Units Income and Expenditure	20
Bookshop	20
Summary of Approved Estimates	21
Summary of Actual Expenditure (SWA)	22
OTHER INFORMATION (5 YEAR TREND)	
(i) General Revenue Statistics	23
(ii) Development Revenue Statistics	23
(iii) Research Grants, Endowment and Donations Statistics	23
Graphs	
Growth of Fixed Assets Chart	24
Income Trend Chart	25
General Revenue and Recurrent Expenditure Chart	26
Research and Endowment Income and Expenditure chart	27
Capital Development Chart	28
Student Population Chart	29

Chancellor and Principal Officers of the University

Chancellor:

DR. JOSEPH B. WANJUI, MBS, B.A. (Ohio Wesleyan University), M.Sc. (Columbia), FKIM, Hon. D.S.C. (Nairobi)

Chairman Of the University Council:

JOHN P. N. SIMBA, LL.B (Dar-es-Salaam)

Vice-Chancellor:

G.A.O. MAGOHA, IOM, M. B.B.S. (Lagos), FRCS, FWACS, FICS, FABI, MSIC, FMCS (Urol.).

Deputy Vice-Chancellor (Administration and Finance):

P.M.F. MBITHI B.V.M., M.Sc. (Nrb) M.V.Sc. (Saskatchewan) Ph.D (Nrb)

Deputy Vice-Chancellor (Academic):

J. T. KAIMENYI, BDS (Nairobi) MDS (Mysore) Ph.D (Nairobi)

Principal, College of Agriculture and Veterinary Sciences:

A. W. MWANGOMBE, B.Sc, M.Sc(Nrb), Ph.D(London)

Principal, College of Architecture and Engineering:

F.W.O. ADUOL, B.Sc., M.Sc. (Nairobi), Dr-ing.(Stuttgart)

Principal, College of Biological and Physical Sciences:

L. W. IRUNGU, B.Sc. (Nairobi), M.Sc. Ph.D. (Liverpool)

Principal, College of Education and External Studies:

H. W. MUTORO, B.Ed. M. A. (Nairobi) Ph.D. (UCLA)

Principal, College of Health Sciences:

I. O. KIBWAGE, B.Pharm (Nairobi), M.Pharm, Ph.D (Leuven), C.Sci, C.Chem, MRSC, MPSK

Principal, College of Humanities and Social Sciences:

I.M. MBECHÉ., B.Ed., M.A. (Nairobi), Ph.D (Lancaster)

Fiance Officer:

M. KARUE, B.Com (Nairobi), C.P.A. (K)

Administration Registrar:

C. O. OMBATI, B.Com(Nrb), M.Sc(Manchester)

Academic Registrar:

S. MBALU, B.A(Dar),, M.P.A (CSULB)

University Librarian:

S. N. MUNAVU (Mrs), B.A (Mary Manse College), M.L.S (Wayne State)

Ag. Planning Registrar:

W.J. ASILLA, B.Ed (Nairobi), P.G. Diploma (Nairobi)

Bankers:

Barclays Bank of Kenya Ltd.

Kenya Commercial Bank Ltd.

Auditors:

Controller and Auditor General

Chancellor and Principal Officers of the University



Mr. John P. N. Simba



Dr. Joseph B. Wanjui



Prof. G. A. O. Magoha



Prof. J. T. Kaimenyi



Prof. P. M. F. Mbithi



Prof. A. W. Mwangombe



Prof. F. W. O. Aduol



Prof. L. W. Irungu



Prof. H. W. Mutoro



Prof. I. O. Kibwage



Prof. I. M. Mbeche



Mr. W. J. Asilla



Mr. C. O. Ombati



Mr. S. Mbalu



Mrs. S. Munavu



Mr. M. Karue

University - Sample Previous Inaugural Lectures



**VICE - CHANCELLOR'S REPORT
FOR YEAR ENDED 30TH JUNE, 2007**



It gives me much pleasure in presenting the Annual Report and Accounts of the University of Nairobi for the year ended 30th June 2007.

During the year under review the University realized a surplus of KShs. 291,506,737 as compared to a surplus of KShs. 42,131,284 for the year 2005/2006. The cumulative deficit for the University as at 30th June 2007 was KShs 712,918,000 compared to the deficit of KShs. 986,275,618 as at 30th June 2006. This is attributable to under funding by the government.

As in the previous years, the University continued with its tight financial controls in the management of the available resources. The university intensified income-generating activities especially through its subsidiary company, the University of Nairobi Enterprises and Services Limited (UNES).

Donor agencies and other governments continued to support the University of Nairobi. During the year under review, a total of KShs. 594,274,975, compared to an amount of KShs. 501,029,422 for the year 2005/2006, was received for research.

The University continued with its mission of teaching and research. The total student population in this period was 35,892, out of which 9,600 were postgraduate.

On behalf of the University of Nairobi, I wish to take this opportunity to thank the government and our donors for financial support.

Finally, I would like to express my thanks to the entire University community who worked tirelessly to ensure the smooth operation of this institution.

Handwritten signature of Prof. G.A.O. Magoha.

**PROF. G.A.O. MAGOHA, IOM, M.B.Bs (Lagos) FRCS, FWACS, FICS, FABI, MISIC, FMCS (Urol)
VICE-CHANCELLOR
14th August 2007**

CORE BUSINESS OF THE UNIVERSITY OF NAIROBI

The Core business of the University is provided for in the University of Nairobi Act, 1985.

The Act provides in Section 7(I) the functions and objects of the University which include:

- (a) To provide directly or in collaboration with other institutions of higher learning, facilities for University education, including technological and professional, education and for research;
- (b) To participate in the discovery, transmission and preservation of knowledge and to stimulate the intellectual life and cultural development of Kenya;
- (c) To conduct examinations for and to grant such academic awards as may be provided for in the statutes.
- (d) Subject to the Universities Act, to cooperate with the Government in planned development of university education and, in particular, to examine and approve proposals for new faculties, new departments, new degree courses, or new subjects of study submitted to it by any constituent college or other post-secondary institution;
- (e) To determine who may teach and what may be taught and how it may be taught in the University.



Learning in Progress.

**STATEMENT OF UNIVERSITY OF NAIROBI COUNCIL MEMBERS RESPONSIBILITIES
ON THE FINANCIAL STATEMENTS FOR THE YEAR ENDED 30TH JUNE 2007**



The University of Nairobi Council is required to prepare statements which give a true and fair view of the state of affairs of the University as at the end of the financial year and of its surplus or deficit for that year. The Council is required to ensure that the University maintains proper accounting records which disclose, with reasonable accuracy, the financial position of the University. The University Council is also responsible for safeguarding the assets of the University.

The University Council accepts responsibility for the financial statements, which have been prepared using appropriate accounting policies supported by reasonable and prudent judgements and estimates, consistent with previous years and in conformity with International Financial Reporting Standards. The University Council is of the opinion that the financial statements give a true and fair view of the state of the financial affairs of the University as at 30th June 2007 and of its surplus for the year then ended. The University Council further confirms the accuracy and completeness of the accounting records maintained by the University, which have been relied upon in the preparation of the financial statements, as well as on the adequacy of the system of internal financial control

Nothing has come to the attention of the University Council to indicate that the University will not remain a going concern for at least twelve months from the date of this statement.

This statement is approved by the University Council and is signed on its behalf by:

A handwritten signature in black ink, appearing to be 'G. A. O. Magotha'.

**PROF. GEORGE A.O. MAGOHA, IOM, MBS
VICE CHANCELLOR
AND
PROFESSOR OF SURGERY**

A handwritten signature in black ink, appearing to be 'P. M. F. Mbithi'.

**PROF. PETER. M. F. MBITHI
DEPUTY VICE-CHANCELLOR
(ADMINISTRATION & FINANCE)**



KENYA NATIONAL AUDIT OFFICE

REPORT OF THE CONTROLLER AND AUDITOR GENERAL ON THE FINANCIAL STATEMENTS OF UNIVERSITY OF NAIROBI FOR THE YEAR ENDED JUNE 2007

I have audited the financial statements of University of Nairobi set out on pages 7 to 22 which comprise the balance sheet as at 30 June, 2007, the income statement, statement of changes in equity and cash flow statement for the year then ended together with a summary of significant accounting policies and other explanatory notes in accordance with the provisions of Section 14 of the Public Audit Act, 2003. I have obtained all the information and explanations which, to the best of my knowledge and belief, were necessary for the purpose of the audit.

The University Council's Responsibility for the Financial Statements

The University council is responsible for the preparation of financial statements which give true and fair view of the University's state of affairs and its operating results in accordance with the International Financial Standards. This responsibility includes: designing, implementing and maintaining internal controls relevant to the preparation and fair presentation of financial statements that are free from material misstatement, whether due to fraud or error; selecting and applying appropriate accounting policies; and making accounting estimates that are reasonable in the circumstances.

Responsibility of the Controller and Auditor General

My responsibility is to express an independent opinion on the financial statements based on the audit. The audit was conducted in accordance with the International Standards on Auditing. Those standards require compliance with ethical requirements and that the audit be planned and performed with a view to obtaining reasonable assurance that the financial statements are free from material misstatement.

An audit involves performing procedures to obtain audit evidence about the amounts and disclosures in the financial statements. The procedures selected depend on the auditor's judgement, including the assessment of the risks of material misstatement of the financial statement's whether due to fraud or error. In making those risk assessments, the auditor considers internal controls relevant to the entity's preparation of the financial statements in order to design audit procedures that are appropriate in the circumstances, but not for the

purpose of expressing an opinion on the effectiveness of the University's Internal controls. An audit also includes evaluating the appropriateness of accounting policies used and the reasonableness of accounting estimates made by the Council as well as evaluating the overall presentation of the financial statements. I believe the audit provides a reasonable basis for my opinion.

Property, Plant and Equipment

Included in the property, plant and equipment balance of Kshs. 33,192,699,686.00 as at 30 June, 2007 are 21 parcels of University land valued at Kshs. 7,244,401,000.00 whose title documents have not been obtained. The University also has 2 parcels of land which are described as contentious parcels where, besides the University having no title documents, the value of such parcels of land has not been ascertained and/or included in these financial statements. The situation is indicative of significant impairment on the properties. In the circumstances, it is not possible to ascertain ownership of the 21 land parcels. Consequently, I am unable to confirm that the carrying values as stated in the financial statements reflect the fair value of the university properties as at 30 June 2007.

Opinion

Except for the reservation set out in the preceding paragraph, in my opinion, proper books of account have been kept and the accompanying financial statements give a true and fair view of the financial state of affairs of the university as at 30 June, 2007 and of its surplus and cash flows for the year then ended in accordance with the International Financial Reporting Standards and comply with the University of Nairobi Act, Cap 210 of the Laws of Kenya.



**P. N. KOMORA, C.B.S.
CONTROLLER AND AUDITOR GENERAL**

Nairobi

20 December 2007

UNIVERSITY OF NAIROBI

Balance Sheet
as at 30th June 2007


		2007 Kshs.	2006 Kshs.
ASSETS			
Non Current Assets			
Property, Plant and Equipment	7	33,192,699,686	11,451,950,456
Investments	8	101,919,420	97,129,498
		33,294,619,106	11,549,079,954
Current Assets			
Stocks and Stores	9	126,746,296	106,173,123
Trade Receivables and Debit Balances	10	2,578,555,039	2,445,263,367
Short Term Deposits	11	418,886,679	349,807,780
Cash and Cash Equivalents	12	814,432,362	644,686,974
		3,938,620,375	3,545,931,244
TOTAL ASSETS		37,233,239,481	15,095,011,198
FUNDS AND LIABILITIES			
Net funds from IGUs and parallel programs	4	1,457,366,054	1,663,774,518
Special Accounts and Grants	6	345,643,201	341,723,955
General Fund	3 (a)	33,798,834,639	12,020,310,652
Trust and Endowment funds	5	157,053,197	145,116,503
Endowment for General Purposes	2 (b)	16,181,339	16,181,339
Appropriation for specific purposes	2 (c)	236,000,000	200,000,000
Accumulated Deficit		(712,918,000)	(986,275,618)
		35,298,160,430	13,400,831,348
Non-Current Liabilities			
Capital Reserves	3 (b)	86,196,357	134,323,293
Current Liabilities			
Trade and Other Payables	13(a)	1,631,779,263	1,559,856,557
Bank OverDraft	13(b)	217,103,432	
		1,935,079,052	1,694,179,850
TOTAL FUNDS AND LIABILITIES		37,233,239,481	15,095,011,198



G.A.O. MAGOHA, IOM, M.B.B.S. (Lagos), FRCS, FWACS, FICS, FABI, MSIC, FMCS (Urol.).
Vice-Chancellor



P.M.F. MBITHI B.V.M., M.Sc. (Nrbi) M.V.Sc. (Saskatchewan) Ph.D (Nrbi)
Deputy Vice-Chancellor - (Administration & Finance)



M. KARUE, B.COM., CPA(K)
Finance Officer

14th August 2007

UNIVERSITY OF NAIROBI

**General Revenue Account
for the year ended 30th June 2007**

	Note	2007 Kshs.	2006 Kshs.
INCOME			
Capitation Grant		3,302,654,700	2,675,862,492
Special Grant		27,000,000	0
Tuition and other fees		432,610,205	419,662,524
Accreditation fees		940,000	940,000
Other services rendered:			
Other income	14(i)	175,807,281	81,552,343
	14(ii)	234,915,393	224,685,430
	14(iii)	1,599,931,560	1,420,261,084
		5,773,859,138	4,822,963,873
EXPENDITURE			
Academic Departments	15(i)	3,445,872,786	2,944,929,870
Administration and Central Services	15(ii)	1,211,430,942	1,074,318,111
Academic services	15(iii)	166,679,682	156,996,260
General educational services	15(iv)	168,176,678	165,051,298
Maintenance of premises	15(v)	211,262,856	199,332,487
Staff and students facilities and welfare	15(vi)	144,614,987	130,159,050
Student welfare authority	15(vii)	127,580,225	107,044,747
Miscellaneous expenditure	15(viii)	6,734,245	3,000,766
		5,482,352,401	4,780,832,588
SURPLUS/ (DEFICIT) FOR THE YEAR		291,506,737	42,131,284
APPROPRIATION ACCOUNT			
Accumulated surplus/(deficit) brought forward		(986,275,618)	(1,945,300,907)
Surplus/(deficit) for the year		291,506,737	42,131,284
Exceptional Item	18	(18,149,120)	972,998,020
Prior Year Adjustment		0	(56,104,015)
Accumulated surplus/ (deficit) carried forward		(712,918,000)	(986,275,618)



Staff and Student Medical Welfare.

UNIVERSITY OF NAIROBI

Cash Flow Statement for the year ended 30th June, 2007

	Note	2007 Kshs.	2006 Kshs.
Cash Inflows from Operating activities			
General Revenue Surplus/ (Deficit) for the year		291,506,737	42,131,284
Grants and other income allocated for Capital Fund	3	(48,126,936)	(8,704,131)
Special Grant Receipt		0	972,998,020
Net funds for Income Generating Units		(206,408,464)	299,030,750
Trust and Endowment Funds	5	11,936,694	1,998,081
Additions to Special Accounts and Grants:-			
Overspent and claimable from Donors	6	(46,835,909)	(47,694,007)
Receipt for the year		594,274,975	501,029,422
Adjustment for Depreciation	7	332,686,294	240,122,730
Adjustment for Capital Reserves		57,718,975	111,123,930
Operating surplus/(deficit) before working Capital		986,752,366	2,112,036,079
Proceeds from sale of Property and Equipment			
(Increase)/Decrease in Stocks and Stores	9	(20,573,173)	2,970,699
(Increase)/Decrease in Debtors	10	(133,291,671)	(276,587,170)
Increase/(Decrease) in Creditors	13	289,026,138	(993,505,497)
Increase/(Decrease) in Prior Year Adjustment		0	56,104,015
		135,161,294	(1,211,017,953)
Net Cash Flow from Operating Activities		1,121,913,660	901,018,126
Cash Outflow from Investment Activities			
Expenditure from Trust and Endowment funds	5	2,824,246	25,566
Expenditure from Special Accounts and Grants	6	543,519,819	446,074,643
Purchase of Non current Assets	7	331,955,387	171,864,059
Increase in Investments	8	4,789,921	(4,638,960)
		883,089,373	613,325,308
Net Increase/(Decrease) in Cash & Cash Equivalents		238,824,287	287,692,819
Analysis of Balances of Cash and Cash Equivalents			
Cash and cash equivalent at start of the year		994,494,754	706,801,935
Increase (Decrease) in cash and cash equivalents		238,824,287	287,692,819
Cash and cash equivalents at end of year	3 (d)	1,233,319,041	994,494,754



Banking Services to the University Community.

UNIVERSITY OF NAIROBI

Notes to the Accounts for the year ended 30th June, 2007

1. SIGNIFICANT ACCOUNTING POLICIES

- 1.1 The accounts are prepared under the historical cost convention as modified by the revaluation of certain fixed assets.
- 1.2 Income from grants and fees includes only amounts receivable in relation to the current financial year.
- 1.3 Income from Endowments and Donations, Research Grants and other services rendered is included only to the extent of the expenditure incurred during the year.
- 1.4 Income on short-term deposits is credited to the General Revenue Account or used for purchase of fixed assets and for capital minor works to the extent determined by the University Council during the year.
- 1.5 Property, Plant and Equipment are stated at cost or professional valuation. Depreciation is provided for at annual rates estimated to write off the assets over their expected useful lives. The annual rates are:
- | | |
|-------------------------|------------------------------|
| Furniture and Equipment | - 10% on straight line basis |
| Motor Vehicles | - 20% on straight line basis |
| Academic gowns | - 5% on straight line basis |
| Buildings | - 2% on straight line basis |
- Computers and software development - 20% on straight line basis
With effect from Financial Year 2004/2005, Depreciation is charged to the Capital Fund in relation to Fixed assets acquired through external grants.
For assets acquired through internally generated revenue, depreciation is charged to the General Revenue Account
- 1.6 Endowment and Trust Fund investments are stated at market value.
- 1.7 Stocks are valued at the lower of cost and net realisable value.
- 1.8 The cost of Library books is written off to expenditure as incurred.
- 1.9 Deans Committee research grants are votes set aside from current and past financial years. The uncommitted balance on each research is carried forward until the related research project is completed.
- 1.10 The main pension scheme for the University's staff is the University of Nairobi Pensions Fund which was started from January 1, 1987. The University's contributions to this scheme have been charged to the relevant salaries votes. A small number of staff still remain in the U.K. based F.S.S.U. Pension Scheme.
- 1.11 Assets and liabilities in foreign currencies are converted into Kenya shillings at the rates of exchange ruling at the balance sheet date. Conversion differences are accounted for in the appropriate fund accounts.
- 1.12 Values for equipment donated are estimated by the University or as advised by donors.

2. (a) OTHER CAPITAL FUND ASSETS

Funds spent by the University and reimbursable by the Ministry of Education as provided for in the previous Estimates

		2007 Kshs.	2006 Kshs.
Capital Fund Debtors	Note 10	77,047,784	77,047,784
		77,047,784	77,047,784

2. (b) Endowment for General Purposes

Designated Funds set aside for applications as determined by the University
e.g. Students' prices, Students' Scholarships

	16,181,339	16,181,339
--	-------------------	-------------------

2. (c) Appropriation for specific purposes

Contingency Funds set aside to meet emergencies

	236,000,000	200,000,000
--	--------------------	--------------------

UNIVERSITY OF NAIROBI

3. (a) GENERAL FUND

	2007 Kshs.	2006 Kshs.
Balance as at 1st July 2006	12,020,310,652	11,218,267,530
Capital Receipts:		
(i) Grants	29,290,634	270,243,599
(ii) Other Sources	27,000,000	531,799,523
(iii) Revaluation Reserve	21,726,578,337	0
TOTAL FUND	33,803,179,623	12,020,310,652
Add		
Depreciation	4,344,984	0
	4,344,984	
Balance as at 30th June 2007	33,798,834,639	12,020,310,652

3. (b) CAPITAL RESERVES

Funds sets aside to cater for Capital Work in Progress

86,196,357	134,323,293
-------------------	--------------------

3.(c) Retirement benefit obligations

The University currently operates a defined contribution scheme for its employees. The University obligation to the scheme is the contribution of 20% of basic Salary whereas the employees contribute 7% of their basic Salary. The University also contributes to NSSF currently at the rate of Kshs. 200 per employee per month. The University contribution to the above schemes are charged to the General Revenue Accounts in the year to which they relate

3. (d) Cash and Cash Equivalent

i) Short Term Deposits	11	418,886,679	349,807,780
ii) Cash and Cash Equivalence	12	814,432,362	644,686,974
		1,233,319,041	994,494,754

3. (e) Related parties

University of Nairobi Enterprises (UNES) is a related company by virtue of it being wholly owned by University of Nairobi. During the year the University received income of Kshs.1,457,366,054 (2006: KShs1,663,774,518).

Other related party obligations are in respect of guaranteed staff loans as disclosed in note 16 for the accounts.



University Staff on ISO 9001: 2000 Standard Training.

UNIVERSITY OF NAIROBI

4. INCOME GENERATING UNITS (IGUs) AND PARALLEL PROGRAMS

Income and Expenditure Account for the Year Ended: 30th June 2007

Income Generating Activities - College Based

	2006	Income	Expenditure	Surplus
	Kshs.	2007	2007	(Deficit)/2007
	Kshs.	Kshs.	Kshs.	Kshs.
College of Agriculture and Veterinary Sciences	4,836,457	24,362,709	19,193,804	5,168,905
College of Architecture and Engineering	5,788,279	19,971,841	18,281,437	1,690,405
College of Biological and Physical Sciences	13,135,069	70,760,396	65,326,141	5,434,255
College of Education and External Studies	40,951,279	120,504,096	112,890,778	7,613,318
College of Health Sciences	21,508,520	93,252,415	56,953,668	36,298,747
College of Humanities and Social Sciences	47,361,069	95,545,188	80,417,032	15,128,156
Health Services - Students Medical	3,130,537	119,616,850	113,259,629	6,357,221
Sale of Mobile Phones	179,561	-	-	0
Sub- Total	136,890,770	544,013,496	466,322,489	77,691,007

Other Income Generating Units

		Income	Expenditure	Surplus
		2007	2007	(Deficit)/2007
	Kshs.	Kshs.	Kshs.	Kshs.
Chiromo Funeral Parlour	4,331,171	20,176,240	22,047,899	(1,871,659)
Main Cafeteria	(2,132,271)	11,268,709	9,507,491	1,761,218
Chiromo Campus Cafeteria	(140,964)	2,693,322	2,952,629	(259,307)
Diagnostic Radiology	7,506,842	23,534,945	12,960,181	10,574,764
Other Projects	41,054,030	36,438,070	27,572,445	8,865,625
Sub- Total	50,618,808	94,111,286	75,040,645	19,070,641
Other Activities - Investments & Sale of Detergent	8,108,997	3,133,409	4,485,906	(1,352,497)
Dividends Receivable	66,342,883	-	-	0
Sub- Total	74,451,880	3,133,409	4,485,906	(1,352,497)

Parallel Programmes

Faculty of Commerce	340,607,688	525,633,614	265,077,501	260,556,113
Faculty of Law - L.L.B.	77,359,955	101,691,782	34,970,313	66,721,469
School of Economics	-	2,803,800	915,615	1,888,185
Institute of Nuclear Science	2,070,662	4,205,754	2,825,533	1,380,221
College of Health Sciences-Medicine	277,442,983	448,067,131	168,467,277	279,599,854
Faculty of Pharmacy	33,706,550	55,507,887	27,727,679	27,780,208
Faculty of Dental Sciences	12,381,125	28,574,284	15,161,517	13,412,767
School of Nursing	-	22,223,511	7,128,063	15,095,448
Department of Immunology	-	11,233,726	3,290,516	7,943,210
Institute of Tropical & Infectious Diseases	-	4,276,840	275,362	4,001,478
Faculty of Arts	139,418,339	249,786,844	105,702,649	144,084,195
Faculty of Education	89,246,821	195,878,318	68,141,772	127,736,546
Faculty of External Studies	258,659,968	405,749,672	203,062,895	202,686,777
Faculty of Engineering	30,565,587	68,904,840	27,545,697	41,359,143
Institute of Computer Science	22,122,867	46,475,168	20,136,682	26,338,486
Faculty of Science	42,922,398	-	-	0
School of Mathematics	-	49,119,938	28,140,946	20,978,992
School of physical Sciences	-	37,584,344	20,656,785	16,927,559
School of Biological Sciences	-	6,881,366	2,428,736	4,452,630
Faculty of Social Sc- Psychology	29,254,531	-	-	0
Faculty of A.D.D	19,224,037	-	-	0
School of Built Environment	-	33,574,578	18,920,832	14,653,746
School of the Arts & Design	-	8,554,310	4,376,912	4,177,398
Faculty of Vet. Medicine	15,264,160	22,254,383	7,348,841	14,905,542
Faculty of Agriculture	11,565,389	23,036,131	9,485,575	13,550,556
Institute of Diplomacy	-	20,550,000	5,172,248	15,377,752
School of Journalism	-	55,622,386	19,273,758	36,348,628
Sub- Total	1,401,813,060	2,428,190,607	1,066,233,704	1,361,956,903
GRAND TOTAL	1,663,774,518	3,069,448,798	1,612,082,744	1,457,366,054

UNIVERSITY OF NAIROBI

5. TRUST AND ENDOWMENT FUNDS

	Balance As at 1st July 2006 Kshs.	Receipts during the year Kshs.	Increase/(Decrease) in market Value of investment Kshs.	Expenditure Kshs.	Balance As at 30 Jun-07 Kshs.
Trust funds					
Gandhi Academic Society	17,657,889	206,678.50	1,655,207.00	256,165.50	19,263,609
Kenya Railways	662,903	0.00	0.00	0.00	662,903
A.C.I. De Souza Memorial	36,441	0.00	0.00	0.00	36,441
R.G. Amin Bursary	391,909	1,331.00	0.00	0.00	393,240
Kamala Gold Memorial	209,654	0.00	39,520.00	10,000.00	239,174
Tom Mboya Memorial	7,309,933	312,147.70	639,521.00	0.00	8,261,602
M.M. Bhatt Trust	103,866	0.00	0.00	0.00	103,866
UoN Allumni	7,091,799	7,986,348.00	0.00	2,019,652.00	13,058,495
TOTAL TRUST FUNDS	33,464,394	8,506,505	2,334,248	2,285,818	42,019,330
Endowment Funds:					
Sasakawa Fellowship	99,057,744	1,197,649.99	2,669,581.00	518,511.31	102,406,464
Others	9,001,284	52,956.20	0.00	19,917.50	9,034,323
Non attributable Funds	3,493,081	0.00	0.00	0.00	3,493,081
TOTAL ENDOWMENT FUNDS	111,552,109	1,250,606	2,669,581	538,429	114,933,867
University of Nairobi Enterprises and Services Limited (UNES)	100,000				100,000
TOTAL FUNDS	145,116,503	9,757,111	5,003,829	2,824,246	157,053,197

6. SPECIAL ACCOUNTS AND GRANTS

	Balance as at 1st July 2006 Kshs.	Received during year Kshs.	Expenditure during year Kshs.	Balance as at 30th June 2007 Kshs.
Ford Foundation	9,542,908	7,078,059	6,946,223	9,674,744
Rockefeller Foundation	9,533,632	2,221,279	4,505,946	7,248,965
International Development Research Center	12,426,725	12,514,647	16,973,485	7,967,887
National Council for Science and Technology	(77,765)	-	-200,000	122,235
DAAD	(9,937,427)	5,587,518	3,813,871	(8,163,780)
World Health Organisation	4,563,392	2,566,346	2,346,485	4,783,253
VLIR	17,143,380	50,786,793	70,213,459	(2,283,286)
International Aids Vaccine	21,936,048	151,518,463	116,592,192	56,862,319
World Trade Organization	1,688,941	-	-	1,688,941
CIAT	3,541,620	1,864,598	4,567,291	838,927
Centre for Disease Control (CDC)	21,304,661	186,031,153	179,490,234	27,845,580
Commission for Higher Education	0	5,529,930	3,816,872	1,713,058
African Economic Research Consortium (AERC)	1,494,558	11,731,163	12,594,200	631,521
Miscellaneous.	118,829,643	156,845,025	121,859,560	153,815,108
Balance Net of Overspent Amounts	211,990,316	594,274,975	543,519,819	262,745,472
Amount overspent and claimable from donors	129,733,638			82,897,729
Gross Balance at the end of the year	341,723,954			345,643,201

UNIVERSITY OF NAIROBI

7. PROPERTY, PLANT AND EQUIPMENT

Land	Buildings	Work in	Furniture and Progress	Computers Equipment	Gas Plant	Motor Vehicles	Academic	Totals Gowns	
	Kshs	Kshs	Kshs	Kshs	Kshs	Kshs	Kshs	Kshs	Kshs
Cost Valuation									
1st July 2006	5,364,293,000	5,075,754,863	1,131,240,934	1,031,539,922	87,015,903	360,860	280,401,800	22,575,050	12,993,182,332
Additions	-	28,477,382	86,196,357	91,684,574	116,693,413	-	52,556,533	-	375,608,259
Revaluation (excess over cost)	16,200,028,000	5,526,550,337							21,726,578,337
Less: Completed Projects			(28,477,382)						(28,477,382)
Disposal	-	-	-	-	-	-	-	-	0
									0
30th June 2007	21,564,321,000	10,630,782,582	1,188,959,909	1,123,224,496	203,709,316	360,860	332,958,333	22,575,050	35,066,891,546
									0
Depreciation									0
1st July 2006	-	492,625,938	-	720,939,041	52,845,587	-	268,567,344	6,527,656	1,541,505,566
Charge for the year	-	212,615,652	-	59,898,310	37,139,313	-	21,904,267	1,128,753	332,686,294
30th June 2007	0	705,241,590	0	780,837,351	89,984,900	0	290,471,611	7,656,409	1,874,191,860
									0
Net Book Value									0
30th June 2007	21,564,321,000	9,925,540,993	1,188,959,909	342,387,145	113,724,416	360,860	42,486,722	14,918,642	33,192,699,686
									0
30th June 2006	5,364,293,000	4,583,128,925	1,131,240,934	310,600,881	34,170,316	360,860	11,834,456	16,321,084	11,451,950,456

Note: During the year 2006/2007, the University undertook valuation of its real properties. The valuation was carried out by university professional valuers from the department of Real Estates and Construction Management.



Performance Contracting.

UNIVERSITY OF NAIROBI

8. TRUST AND ENDOWMENT FUNDS INVESTMENTS

	2007 Kshs.	2006 Kshs.
TRUST FUND - SPECIAL ACCOUNTS		
Gandhi Memorial Academy Society		
£4,650 9 1/2% Kenya Government Stock	0	99,980
East Africa Breweries Limited 33,380 Ordinary shares of Shs.2/- each	5,140,520	4,639,820
Car and General (Kenya) Limited 15,222 Ordinary shares of Shs.5/- each	761,100	456,660
C.M.C. Holdings Limited 125,920 Ordinary shares of Shs.0.5/- each	1,782,880	881,440
Unga Limited 28,782 Ordinary shares of Shs.5/- each	421,656	516,637
Kenya Power and Lighting Co. Limited 1,118 Ordinary shares of Shs.20/- each	233,662	188,942
	8,339,818	6,783,479
R.G. Amin Bursary Fund		
£700 9 1/2% Kenya Government Stock	0	15,060
Kamala Gold Memorial Fund		
Kenya Power & Lighting Co. Limited 988 Ordinary shares of Kshs. 20/- each	206,492	166,972
Tom Mboya Memorial Fund		
East African Breweries Ltd. 42,635 Ordinary shares of Kshs. 2/- each	6,565,790	5,926,269
Total of Trust Fund Investments	15,112,100	12,891,780
INVESTMENT NOT ATTRIBUTABLE TO ANY PARTICULAR FUND		
Investment in University of Nairobi Enterprises and Services Limited (UNES)	100,000	100,000
Endowment Fund		
£4,650 9 1/2% Kenya Government Stock	0	99,980
Stg. £654,000 Sasakawa Fellowship Fund	86,707,320	84,037,739
Total of Endowment Fund Investments	86,807,320	84,137,719
Total Trust and Endowment Fund Investments	101,919,420	97,129,499

Note

Long term Investments in securities are stated at fair value as provided by University stock brokers. The resultant Gains/losses are recognised in the appropriate fund accounts.



Academic Procession

UNIVERSITY OF NAIROBI

	2007	2006
	Kshs.	Kshs.
9. STOCKS AND STORES		
General Stocks	102,430,775	85,517,942
Dental Materials	10,760,346	10,598,295
Pharmacy, Cafeterias	2,866,420	927,707
SWA stocks	10,688,756	9,129,179
	126,746,296	106,173,123
10. Trade, Receivables and Debit Balances		
Sundry Debtors	511,647,575	562,198,500
Program and Projects Balance	1,721,074,713	1,533,281,004
Dividends Receivable-2002/2003	0	54,135,148
Dividends Receivable-2004/2005	0	66,342,883
IGU Program Balances	203,694,072	7,639,686
Specific Purposes Revenue Grants	82,897,729	129,733,638
Capital fund	77,047,784	77,047,784
Students Welfare Authority (SWA)	18,403,970	17,485,283
	2,614,765,843	2,447,863,926
Less: Provision for bad & doubtful debts	(36,210,804)	(2,600,559)
	2,578,555,039	2,445,263,367
11. SHORT TERM DEPOSITS		
Recurrent Grants	0	1,579,816
Nairobi University Press	2,119,196	2,018,774
CHSS	32,520,232	31,435,397
CHS	4,928,500	5,000,000
CBPS	2,000,000	5,000,000
CEES	0	19,667,558
Specific purposes revenue grants	374,795,959	130,827,458
Trust and Endowment funds	219,944	277,713
IGU Accounts	0	151,696,964
Students Welfare Authority	2,302,848	2,257,891
	418,886,679	349,807,780
12. CASH AND CASH EQUIVALENTS		
Central Cash Balances	512,365,509	331,375,935
Cash in hand	2,647,064	746,031
SWA Balances	38,307,547	39,690,152
Colleges	163,962,676	143,224,541
IGU Accounts	97,149,566	129,650,316
	814,432,362	644,686,974
13. (a) CREDITORS AND OTHER PAYABLES		
Sundry Creditors	836,850,962	842,240,414
Deans Committee Research Grants	7,418,615	5,109,532
Statutory Deductions - Payroll	387,230,000	483,633,853
Provision for Staff Gratuities	52,672,753	46,968,664
Nairobi University Press Balances	0	309,383
IGU Program Balances	104,640,953	146,899,142
SWA Balances	39,271,907	32,591,422
Unes Clearing	203,694,072	0
	1,631,779,263	1,557,752,411
13. (b) BANK OVERDRAFT		
SWA Overdraft	2,508,098	711,976
UNES Overdraft	77,926,856	0
BBK-QUEENSWAY BRANCH - DEPOSITS A/C.	126,336,715	0
KCB.UNIVERSITY WAY - J.A.B. A/C.	7,243,742	0
K.C.B. MUINDI MBINGU	0	70,000
K.C.B. SARIT CENTRE	0	5,237
K.C.B. SARIT CENTRE	0	95,900
K.C.B. SARIT CENTRE	0	146,327
B.B.K-WESTLANDSLANDS	722,781	0
K.C.B. KIBWEZI BRANCH	0	288,151
B.B.K. BARCLAYS PLAZA-CEES	2,365,240	786,555
	217,103,432	2,104,146
	1,848,882,695	1,559,856,557

UNIVERSITY OF NAIROBI

14. INCOME		2007	2006
(i) Other Services Rendered		Kshs.	Kshs.
Other Fees		76,767,561	
Services Units	20	99,039,720	81,552,343
		175,807,281	81,552,343
(ii) Accommodation, Catering and other income			
House Rents		72,621,202	77,539,192
Income from telephone, telex and fax		304,826	445,167
Library services		24,412	46,155
Sale of Tender Documents		1,218,395	947,800
Consultancy		25,200	500,000
Income from endowment fund		12,134,353	1,245,327
Agency fees (Insurance & Hire purchase)		1,100,003	1,516,803
Staff Education Support Fund		252,000	247,000
Loan Defaulters Interest		0	4,275
Certificate Storage		1,436,600	1,236,100
Reimbursement		2,098,213	0
Miscellaneous		384,909	1,036,094
Accommodation and Catering		143,315,278	139,921,517
		234,915,393	224,685,430
(iii) Transfer from IGUs for specific purposes			
Income from Grants Overheads Charges			
Transfer of funds from Projects		58,270,157	29,516,352
		58,270,157	29,516,352
Other IGUs			
Management & Support Services		101,701,230	102,361,372
Payroll Supplementation		19,737,433	11,829,909
Rates and Ground Rents		0	6,071,142
Funds to Pay Creditors		58,782,356	64,824,665
Purchase of Motor Vehicles		2,124,305	3,300,700
Library		1,058,095	11,616,080
Physical Space and Development		74,905,068	235,772,018
Pension - Current		284,771,114	124,133,830
Debt Reduction - Pension		88,433,919	43,807,839
Grants to pay KRA - Current		561,769,403	549,627,638
KRA Old Debt		0	75,875,414
KPLC		68,174,898	102,479,082
Telkom Kenya		18,321,215	12,354,791
Insurance		0	26,665,562
Purchase of Computers		13,853,609	
UNES Dividends Received		170,478,031	
ICT Revolving Fund		16,385,350	
Others		61,165,377	20,024,688
		1,541,661,402	1,390,744,731
		1,599,931,560	1,420,261,084
15. EXPENDITURE			
(i) Academic Departments			
Personal Emoluments		1,953,628,867	1,546,644,848
Clinical Allowance		210,325,409	199,558,200
House allowance		1,095,402,141	985,144,075
Teaching Practice C.E.E.S. Kikuyu		8,611,006	8,004,023
Teaching and Office Expenses		65,863,641	90,528,199
Travelling and Transport		27,863,589	36,780,461
Expenditure from service units		84,178,133	78,270,064
		3,445,872,786	2,944,929,870

UNIVERSITY OF NAIROBI

(ii) Central Administration and Central Services

	2007 Kshs.	2006 Kshs.
Personal Emoluments	319,579,273	310,643,488
Management and support services	110,858,430	107,849,847
House Allowance	174,245,269	197,863,119
Travelling and Transport	10,358,756	20,287,932
Publishing and Printing	3,894,685	982,398
Purchase of Uniforms	1,716,027	1,076,500
Purchase of Stationery	22,396,119	25,375,919
Postal and Telegram Expenses	765,147	1,258,261
Telephones	22,889,339	24,918,207
Computer Charges	7,333,271	13,130,577
Insurances	29,279,217	28,139,958
Council Meetings and Ceremonial Expenses	5,487,318	6,510,529
Conference and Seminars	47,083,117	16,288,244
Membership Subscriptions	3,590,738	4,181,481
Bank Charges	2,752,026	5,028,391
Audit Fees	2,435,824	1,800,000
Fees, Commission & Honoraria	2,274,025	1,326,516
Official Entertainment	507,105	326,579
Transport Operating Expenses	17,795,401	18,949,331
Graduation Expenses	8,083,150	6,922,165
University Choir Expenses	1,079,456	1,036,960
Funeral Expenses	1,190,296	1,571,350
Legal Fees	3,633,089	3,617,429
Contracted Security Services	35,106,121	34,302,286
Depreciation	332,686,294	240,122,730
Alumini	0	807,913
Provision for Bad Debts	36,210,804	
Other Expenses	8,200,645	
	1,211,430,942	1,074,318,111



Physical Development - The New Parking at Multipurpose Hall.

UNIVERSITY OF NAIROBI

	2007 Kshs.	2006 Kshs.
(iii) Academic Services		
Library: Personal Emoluments	93,759,195	87,440,244
Books and Periodicals	38,272,564	33,021,760
Sundry Charges	2,789,604	4,372,088
Computer Services:		
Personal Emoluments	31,221,623	30,946,545
Consumables	636,696	1,215,623
	166,679,682	156,996,260
(iv) General Educational expenditure		
Examinations stationery	9,995,497	7,273,950
External Examiners	12,376,962	11,820,509
Postgraduate Bursaries	18,202,319	17,931,215
Research and Publications	11,323,474	11,135,477
Staff Development	4,920,087	4,157,962
House to Office Transport Allowance	95,924,633	97,297,505
Passages and leave Travelling Expenses	15,433,706	15,434,679
	168,176,678	165,051,298
(v) Maintenance of Premises		
Rents and Rates	6,634,887	12,882,422
Electricity, Water and Conservancy	177,254,027	154,273,414
Maintenance of Buildings	27,373,942	32,176,650
	211,262,856	199,332,487
(vi) Staff and Students facilities and welfare		
University Medical Scheme	107,805,800	109,486,975
Recruitment Expenses	7,050,209	5,261,172
Travelling outside Kenya	8,378,982	4,487,803
Sports and Games (Inter-University)	2,590,123	2,000
Needy Students	2,165,576	2,975,044
Students Associations	16,624,297	7,946,056
	144,614,987	130,159,050
(vii) S.W.A (Catering & Accommodation Services)		
Purchase of Foodstuff	42,015,640	36,399,897
Gas and Fuel	11,822,441	13,328,648
Maintenance of plants, Machinery Equipment	1,286,733	261,979
Maintenance of Buildings & Stations	11,869,376	6,465,091
Halls and Wardens Expenses	25,965,531	21,109,517
Other Expenses	34,620,504	29,479,615
	127,580,225	107,044,747
(viii) Miscellaneous Expenditure		
Maintenance of Equipment	3,613,434	0
Nairobi A.S.K. Show	3,120,811	3,000,766
	6,734,245	3,000,766



Gandhi Memorial Library.

UNIVERSITY OF NAIROBI

16. CONTINGENT LIABILITIES

(i) Guarantees provided to the banks on behalf of employees:

	2007 Kshs.	2006 Kshs.
Staff Loans		115,745
	0	115,745

(ii) There is a pending law suit against the University filed in the High Court of Kenya by former employees who were retrenched by the University in March 2001. The claim is for damages amounting to about Kshs. 279 million. The University has entered its defence.

(III) The University has accumulated pending bills due to contractors and consultants amounting to Kshs. 532,436,805.00 as at 30-6-2006. One contractor N. K. Brothers has sued the University to recover the outstanding amount.

17. Legal Status

The University of Nairobi is a body corporate established in Kenya under the University of Nairobi Act (Cap 210). The University of Nairobi Act No. 11 of 1985, which is successor to the 1970 Act, became effective on 6th September, 1985.

18: Exceptional Item

Exceptional item is a special grant received during the year from Kenya Government to enable University settle outstanding water bills.

Receipt from Government	74,955,053
Outstanding water Bills	93,104,173
	(18,149,120)

19: There was no prior year adjustment in 2006/2007

20. SUPPLEMENTARY ACCOUNTS

(i) Summary of service units income and expenditure for the year ended 30th June 2007

	Income Kshs.	Expenditure Kshs.	Surplus/ (Deficit 2005/2006 Kshs.
Bookshop	91,567,290	79,451,352	12,115,938
Duplicating and Printing	3,260,866	1,810,027	1,450,839
Nairobi University Press	4,211,564	2,773,772	1,437,792
	99,039,720	84,035,151	15,004,569
Surplus/(Deficit) for the year			30,009,138

(ii) Bookshop Revenue Account for the year ended 30th June 2007

	2007 Kshs.	2006 Kshs.
Sales	91,567,290	78,720,626
Less cost of Sales:		
Stock 1 July 2006	42,271,515	42,271,515
Purchases	69,627,047	57,705,517
	111,898,562	99,977,032
Stock 30 June 2007	46,771,300	42,165,676
Cost of sales	65,127,262	57,811,356
Gross Surplus for the year	26,440,028	20,909,269
Less Expenditure:		
Personal Emoluments	8,816,153	9,312,956
Office Expenses	3,249,010	1,829,987
Travelling Expenses	2,503,347	362,800
Rent & Rates(Accrual)	3,860,831	2,820,000
Bank Charges	173,118	175,993
	18,602,459	14,501,735
Net surplus (deficit) for the year	7,837,569	6,407,534

Notes:

1. The personal emoluments expenditure of Kshs. 8,816,153 relating to Bookshop is covered by the Government grant for the University's personal emoluments vote.

UNIVERSITY OF NAIROBI

**21. Summary of Approved Estimates
for the year ended 30th June 2007**

	Approved Estimates 2006/2007 Kshs.	Actual 2006/2007 Kshs.	Actual 2005/2006 Kshs.
Personal Emoluments	1,754,389,000	1,941,684,484	1,588,275,028
UNES Management & Support Allowances*	727,210,000	110,858,430	107,849,847
Gratuity and Pension contribution	350,878,000	354,794,690	289,391,151
House Allowance	1,251,008,000	1,317,784,737	1,229,072,238
Other Personal Allowances	60,000,000	53,572,457	51,967,241
House to Office Transport allowance	100,000,000	95,924,633	97,297,505
Passage and Leave Expenses	18,000,000	15,433,706	15,434,679
Clinical Allowance	200,000,000	210,325,409	199,558,200
Transport Operating Expenses	18,000,000	17,795,401	18,949,331
Travelling and Accommodation Expenses	45,000,000	38,269,491	54,971,742
External Travelling and Accommodation	8,000,000	8,378,982	4,487,803
Teaching Practice	8,653,000	8,611,006	8,004,023
Postal and Telegram Expenses	1,082,000	765,147	1,258,261
Telephone Expenses	25,000,000	22,889,339	24,918,207
Official Entertainment	600,000	507,105	326,579
Electricity, Water and Conservancy	150,000,000	177,254,027	154,273,414
Purchase of Supplies for Teaching & Production Materials	120,000,000	66,453,191	90,528,199
Publishing and Printing Expenses	3,336,000	3,894,685	982,398
Purchase of Uniforms and Clothing	2,500,000	1,716,027	1,076,500
Library Expenses	50,000,000	41,062,168	37,393,848
Purchase of Stationery	33,000,000	32,391,616	32,649,869
Advertising and Publicity (Recruitment)	9,800,000	7,050,209	5,261,172
Sports and Equipment (Inter-University)	800,000	2,590,123	2,000
Audit Fees	1,800,000	2,435,824	1,800,000
Payments of Rent and Rates Residential	10,816,000	6,634,887	12,882,422
Computer Charges	15,000,000	7,333,271	13,130,577
Hire of Transport Plant and Machinery	260,000	0	0
Miscellaneous Other Charges	114,984,000	100,472,346	98,683,192
Fees, Commission and Honoraria	2,000,000	2,274,025	1,326,516
Staff Development	11,000,000	4,920,087	4,157,962
Senate, Committee Members Resp. & Council Expenses	10,000,000	5,487,318	6,510,529
Graduation Expenses	6,000,000	8,083,150	6,922,165
Conference and Seminars	20,000,000	47,083,117	16,288,244
University Medical Scheme	100,000,000	107,805,800	109,486,975
Postgraduate Programmes	27,040,000	18,202,319	17,931,215
University Research Programme	100,000,000	11,323,474	11,135,477
Compensation and Ex-Gratia payments	100,000	0	0
Maintenance of Plant, Machinery and Equipment	10,000,000	3,613,434	2,820,496
Maintenance of Buildings and Stations	40,000,000	27,373,942	32,176,650
Students Welfare Authority	115,000,000	127,580,225	107,044,747
Management services (UNES)	100,000,000	-	0
Staff Education Support Fund	24,000,000	-	0
External Research Grants	400,000,000	-	0
Other Service Units	60,008,000	84,035,151	78,270,064
Depreciation		332,686,294	240,122,730
Alumini	2,750,000	0	807,913
Students amenities/Activities, Associations	4,000,000	16,624,297	7,946,056
Needy Students	4,000,000	2,165,576	2,975,044
Provision for Bad Debts		36,210,804	
	6,116,014,000	5,482,352,401	4,786,348,212
Capital Expenditure			
Purchase of Motor Vehicles	30,000,000	31,674,763	14,412,800
Purchase of Plant and Equipment	80,000,000	70,490,894	39,553,962
Capital Development - WIP	130,000,000	85,158,937	134,323,293
Purchase of Computers	120,000,000	89,605,304	41,555,406
	360,000,000	276,929,898	229,845,461

UNIVERSITY OF NAIROBI

22. Summary of Actual Expenditure for the year ended 30th June 2007 Students Welfare Authority(SWA)

	Actual 2007 Kshs.	Actual 2006 Kshs.
Transport Operating Expenses	1,248,538	1,743,826
Travelling and Accommodation expenses	1,861,497	1,012,951
Telephones	2,610,635	2,474,036
Postal and Telegram	3,600	23,370
Official Entertainment	93,678	104,680
Publishing and Printing Expenses	714,172	450,289
Purchase of Uniforms and Clothing	5,757,471	3,765,395
Purchase of Stationery & Office expenses	9,022,806	8,530,917
Miscellaneous Other Charges	1,670,320	
Bank Charges	977,167	1,029,957
Staff Development	922,297	560,758
Conferences and Seminars	51,500	16,541
University Medical Scheme	3,819,282	5,730,677
Fees, Commission and Honoraria	0	372,444
Maintenance of plant, Machinery and Equipment	1,286,733	261,979
Maintenance of Buildings and Station	11,869,376	6,465,091
Halls Wardens Expenses	25,965,531	21,109,517
Electricity, Water & Conservancy	0	500,000
Gas and Fuel	11,822,441	13,328,648
Cleaning Materials	5,602,798	3,163,774
Purchase of Food	42,015,640	36,399,897
	127,315,481	107,044,747



Aerial View of the Main Campus.

UNIVERSITY OF NAIROBI

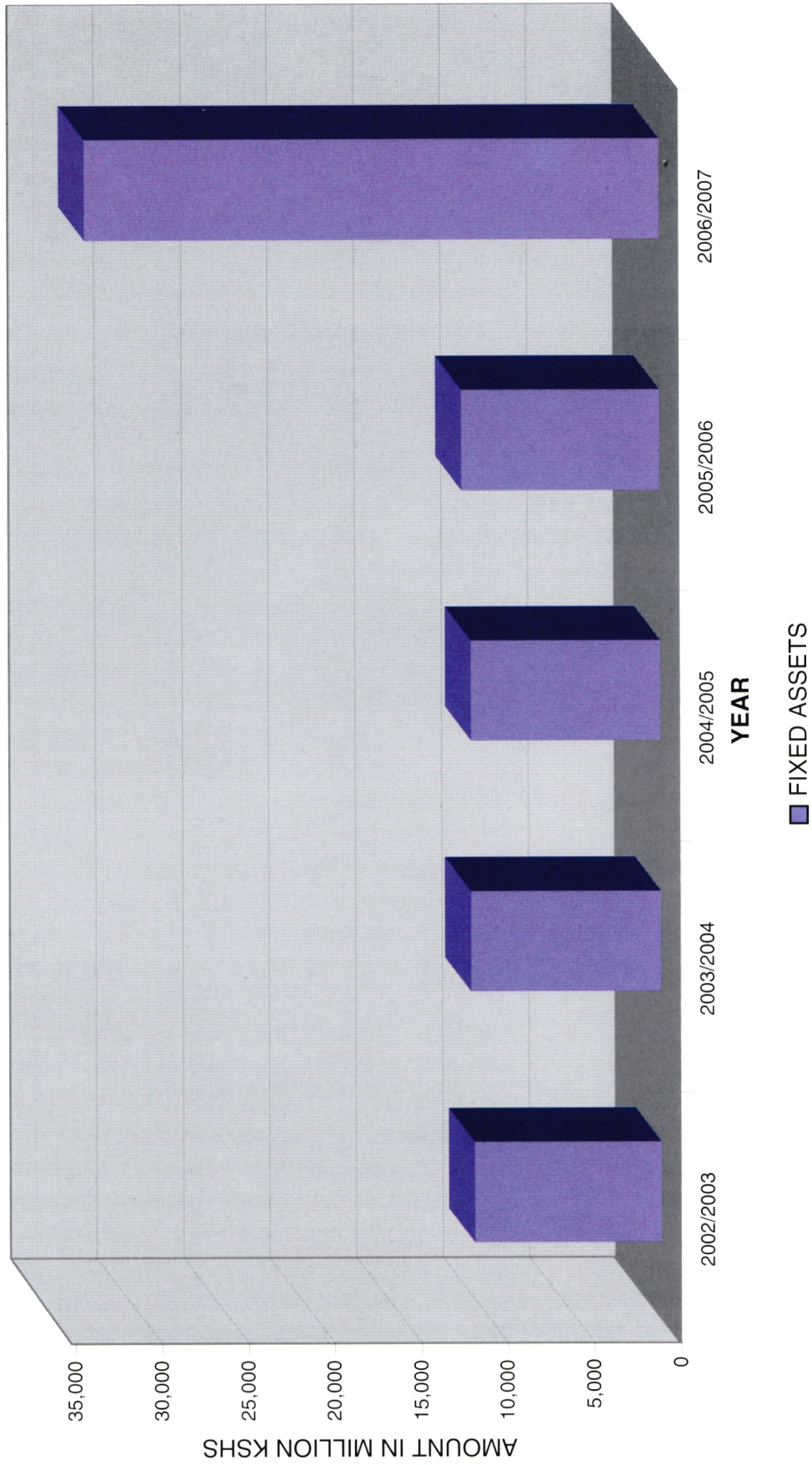
23. Other information (5 year Trend)

I) General Revenue Statistics

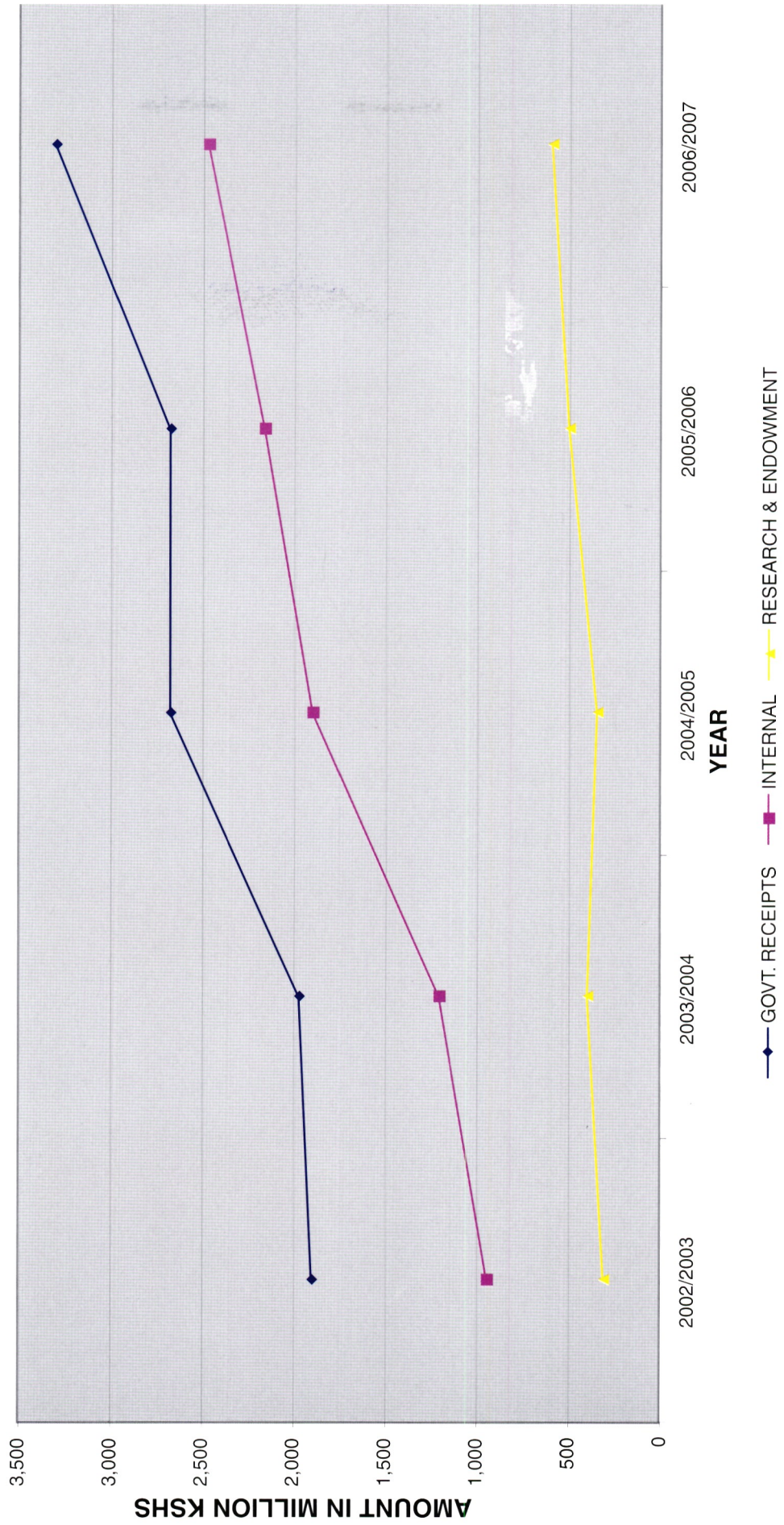
The following table show changes in the percentage distribution of income and expenditure over the last five years.

	2006/2007	2005/2006	2004/2005	2003/2004 %	2002/2003 %
Income					
Government Grants	58	55	59	62	67
Tuition and other fees	7	9	8	9	10
Other services rendered	0	0	4	8	6
Other income	35	36	29	21	17
Total Income (%)	100	100	100	100	100
Total Income	5,773,859,138	4,822,963,873	4,569,750,125	3,177,618,956	2,827,317,718
Expenditure					
Academic Departments	63	62	65	57	50
Administration and Central Services	22	22	17	23	22
Academic Services	3	3	4	5	4
General Educational Services	3	3	4	7	6
Maintenance of Premises	4	4	5	5	5
Miscellaneous expenditure	0	3	0	0	8
Staff and students facilities and Welfare	3	2	3	3	3
Students Welfare Authority	2	0	3	3	3
Total Expenditure (%)	100	100	100	100	100
Total Expenditure	5,482,352,401	4,780,832,588	4,448,906,455	2,996,365,468	2,741,697,178
ii) Capital Development Statistics					
Receipts					
Government Grants - Constructions	29,290,634	0	0	0	0
- Fixed Assets	27,000,000	531,799,523	51,225,705	39,725,167	0
External Grants - Constructions	0	0	0	0	0
- Fixed Assets	594,274,975	270,243,599	10,674,331	11,921,838	4,687,150
	650,565,609	802,043,122	61,900,036	51,647,005	4,687,150
Expenditure					
Construction	86,196,357	134,323,293	761,968	363,334	0
Purchase of fixed assets	289,411,902	95,522,168	61,900	72,005	52,441,000
	375,608,259	229,845,461	823,868	435,339	52,441,000
iii) Research Grants, Endowment & Donations Statistics					
Receipts					
Research grants	594,274,975	501,029,422	342,686,330	393,740,984	304,290,241
Endowment and donations	9,757,111	6,662,607	2,789,086	2,789,086	3,075,096
Expenditure					
Research grants	543,519,819	446,074,643	356,241,655	304,385,281	293,947,760
Endowment and donations	2,824,246	25,566	9,000	9,000	0

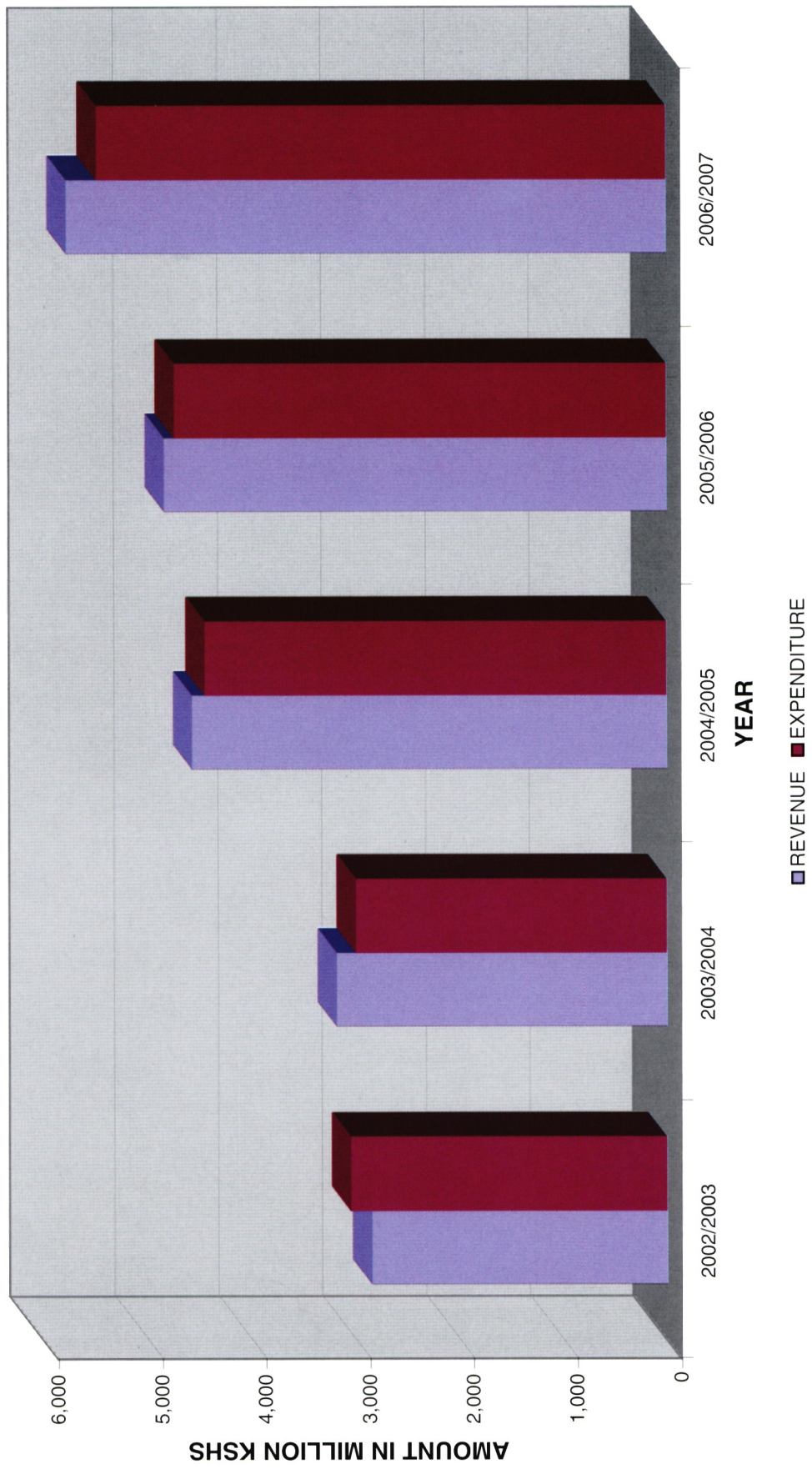
5 YEAR GROWTH OF FIXED ASSETS FROM 2002/2003 TO 2006/2007



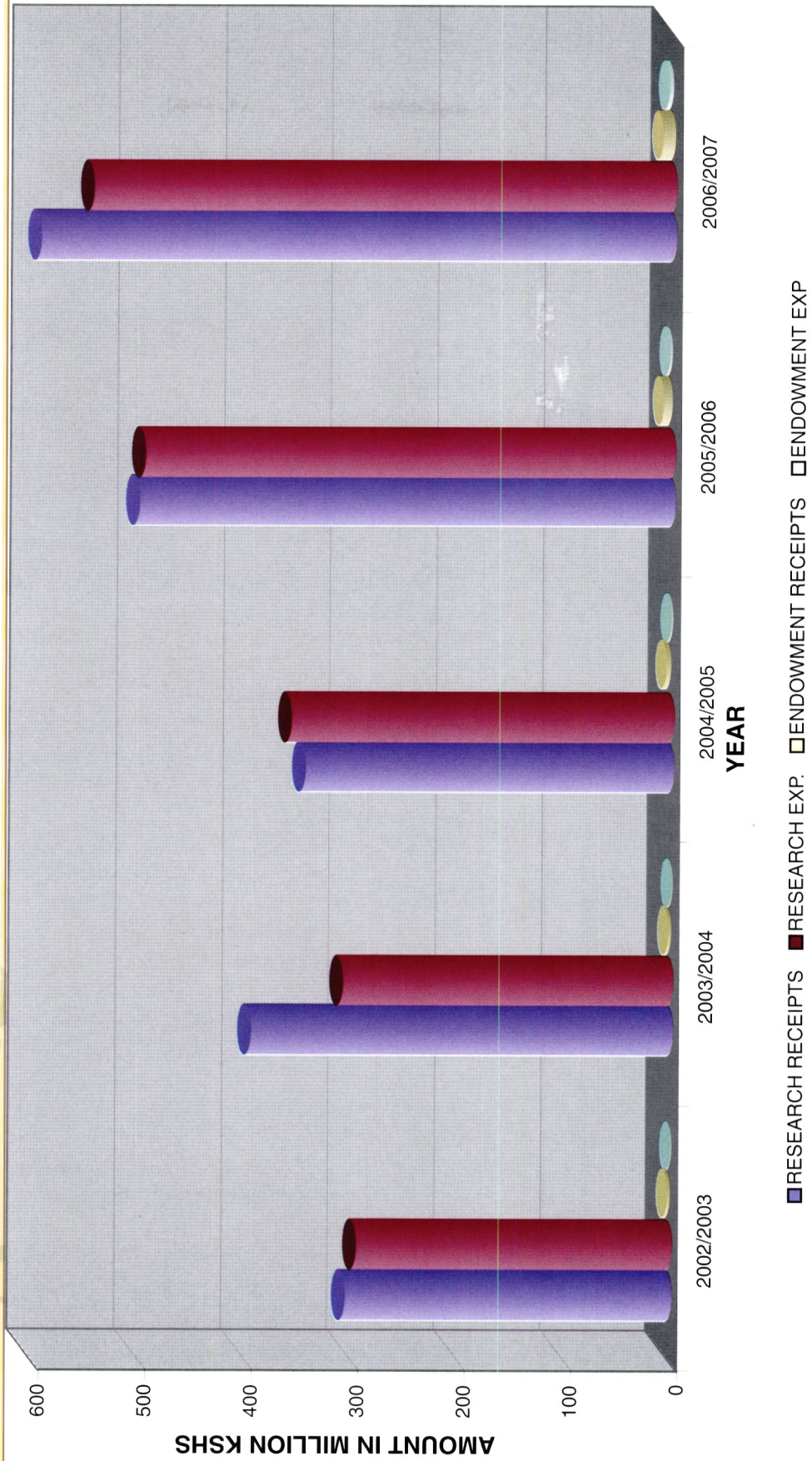
5 YEAR INCOME TREAD FROM 2002/2003 TO 2006/2007



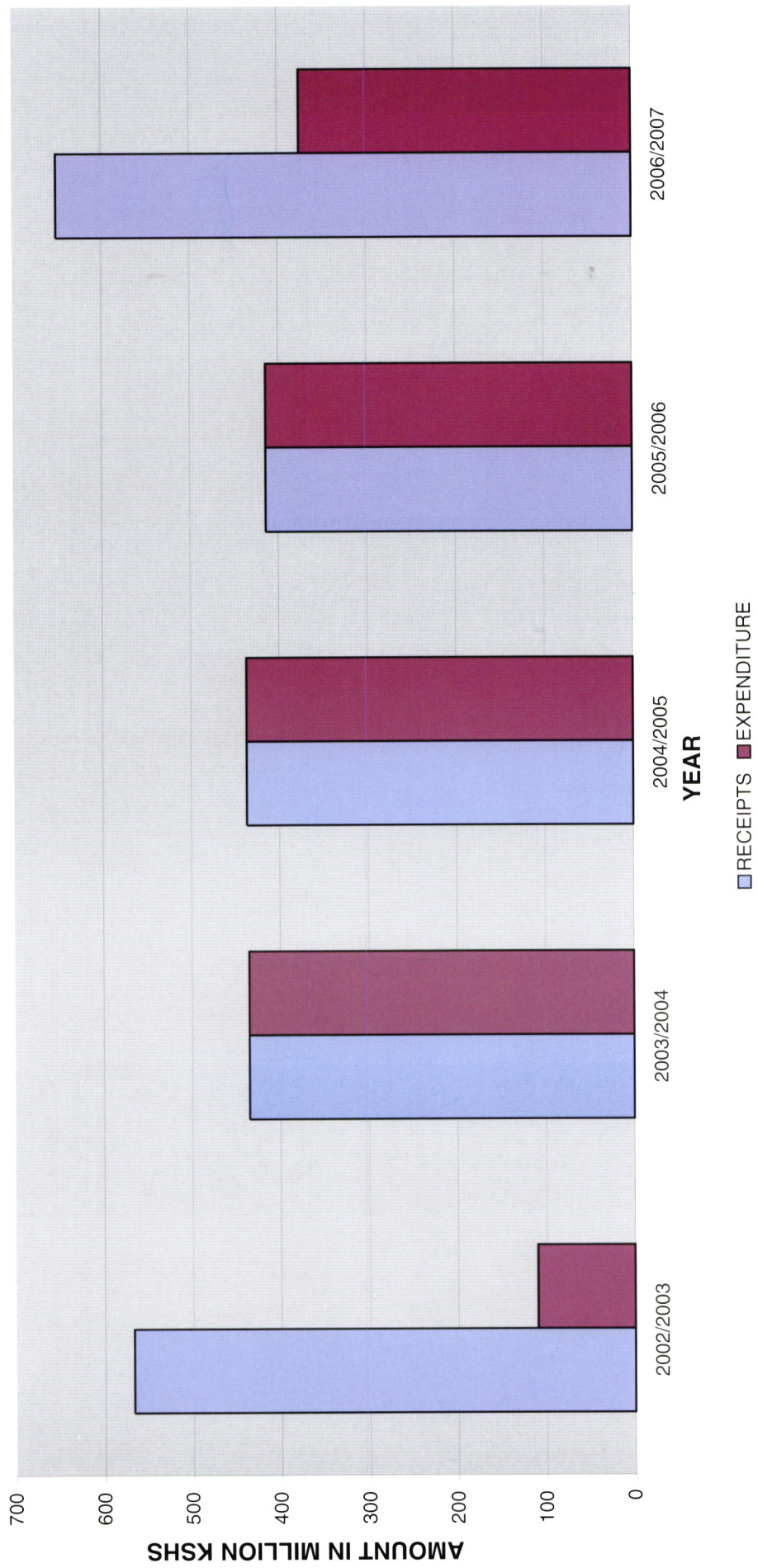
REVENUE AND EXPENDITURE TREAD FROM 2002/2003 TO 2006/2007



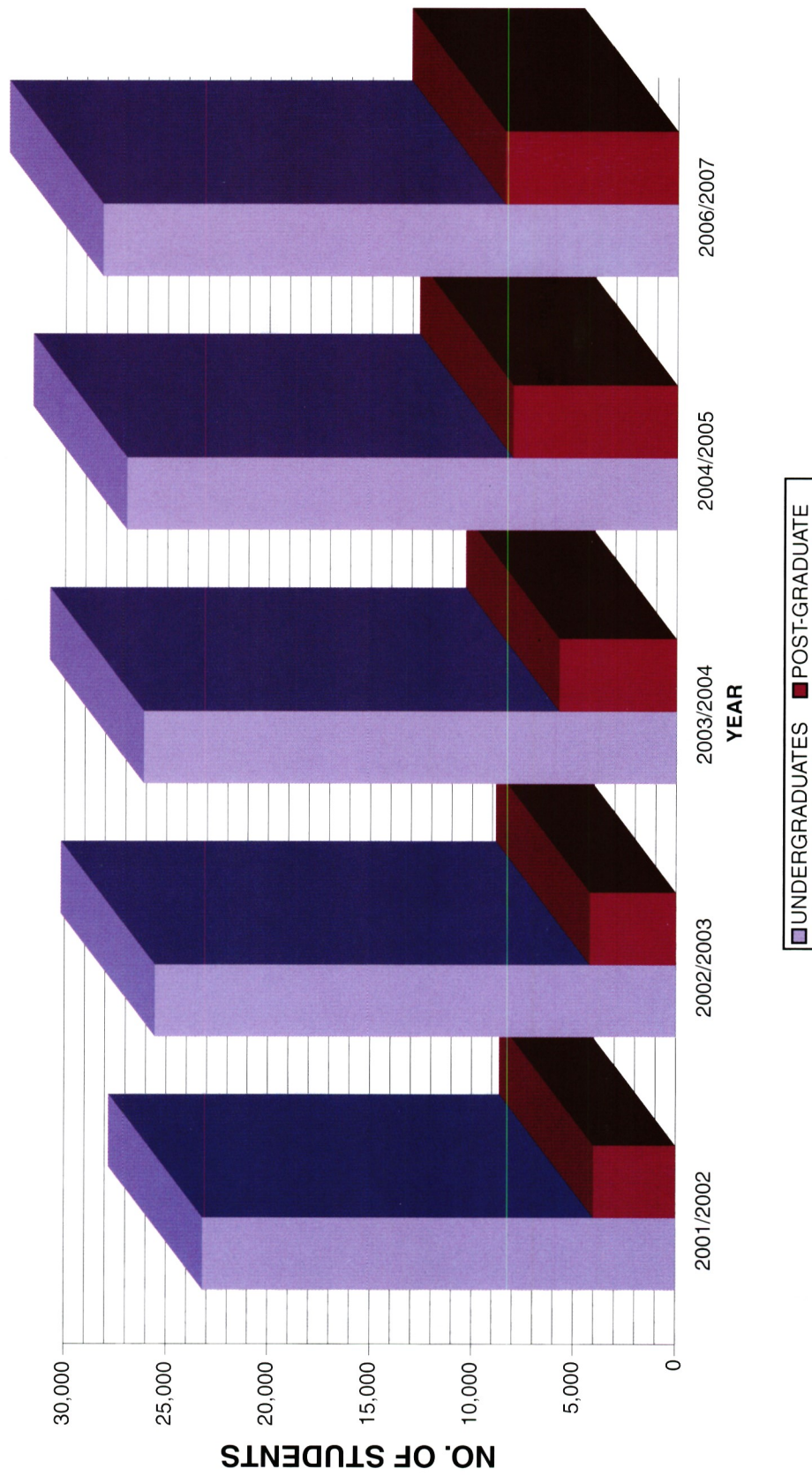
RESEARCH AND ENDOWMENT FROM 2002/2003 TO 2006/2007



CAPITAL DEVELOPMENT FROM 2002/2003 TO 2006/2007



**STUDENT POPULATION
FROM 2002/2003 TO 2006/2007**





Alumini - MBA Chapter Launch

FINANCE MANAGEMENT TEAM



Mr. M. Karue
Finance Officer



Mr. P. Agutu
Deputy Finance Officer




Mr. P. Busienei
Deputy Finance Officer



Barack Obama with Vice-Chancellor Prof. George Magoha shortly after delivering a lecture at Taifa Hall.



Signing of Alumni Constitution



Students to benefit from restructuring.



University choir performing to a congregation.




Uon Management pose for a photograph with Basco Management shortly after signing the MOU that guarantees UoN Students scholarships.



Assistant Minister for Education, Honourable Beth Mugo and the Permanent Secretary, Prof. Karega Mutahi at the University stand during the University third Exhibition.

UNIVERSITY OF NAIROBI



University Bookshop Exhibition.




University Creative Technological Innovations.



ISO 9001:2000 Standards - University ISO Internal Auditors Training.



Exhibition - University Library Staff



Prof. J. T. Kaimenyi: Deputy Vice Chancellor, Academic Affairs, At a previous graduation ceremony.



Exhibition - Future University Students.



UNIVERSITY OF NAIROBI

QUALITY POLICY STATEMENT

The University of Nairobi is committed to quality through teaching research and creative works; fostering an intellectual culture that bridges theory with practice and producing holistic graduates prepared for a life of purpose, service and leadership. The University is committed to good corporate governance, excellence and professionalism, freedom of thought in academic inquiry, responsible citizenship, creativity, innovativeness, teamwork and adaptation to change.

In order to realise this commitment, the University management will monitor and review its quality performance from time to time through the implementation of an effective Quality Management System based on ISO 9001 : 2000 Standards.

VICE - CHANCELLOR

7/02/08



UNIVERSITY OF NAIROBI
P.O. Box 30197 NAIROBI, Kenya
Telephone: 318262 • Telegrams: Varsity • Telex: 22095