

MOI UNIVERSITY

Library




Speaker	Assts
D/Speake	Editor
Clerk N A	ers
D/Clerk	Library
P. C. A.	Press

PARLIAMENT  
OF KENYA  
LIBRARY

**ANNUAL REPORT**  
and  
**ACCOUNTS**  
for  
**THE YEAR ENDED 30TH JUNE, 1999**

657-3  
MOU



**Annual Report and Accounts**  
**for the Year ended 30 June, 1999**

PARLIAMENT  
OF KENYA  
LIBRARY

KENYA NATIONAL ASSEMBLY  
Accession: 10012856  
Call No: 657-3 MDU



Moi University  
P.O. Box 3900  
Eldoret, Kenya

Telephone: (0321)43001-8  
(0321) 43620  
Facsimile: (0321) 43047  
Telegram: MOIVARSITY, ELDORET  
Telex: 35047

Website: [www.moiuniversity.ac.ke](http://www.moiuniversity.ac.ke)

## Contents

Chancellor and Officers of the University .....	iv
Members of the University Council .....	v
Vice-Chancellor's Report .....	1
Auditor - General (Corporations) Report .....	3
Balance Sheet .....	4
Income and Expenditure Accounts .....	5
Cash Flow Statement .....	6
Notes to the Accounts .....	7
Other Information (5 Year Trend) .....	16
(i) General Revenue Statistics .....	16
(ii) Capital Development Statistics .....	16
(iii) Student Population Statistics .....	16
(iv) Staff Population Statistics .....	16
(v) General Revenue Chart .....	17
(vi) Capital Development Chart .....	17
(vii) Student Population Chart .....	18
(viii) Staff Population Chart .....	18



## Chancellor and Officers of the University

### Chancellor

HIS EXCELLENCY DANIEL T. ARAP MOI, C.G.H., M.P., Hon.D. Sc.(Moi), LL.D (Nairobi), D.Sc., (New Brunswick), D.Ed. (Kenyatta), D.Sc. (Egerton), Hon. Ph.D. (Soka), Hon.LLD (Andrews). D.Sc. Eng. (Jomo Kenyatta). PRESIDENT AND COMMANDER-IN-CHIEF OF THE ARMED FORCES OF THE REPUBLIC OF KENYA AND THE CHANCELLOR OF MOI UNIVERSITY

### Chairman Of Council

E.K. Arap Bii, BA (Hons), (Nairobi).

### Vice-Chairman of Council

D.G. GATEI, O. G. W., M.B. Ch.B.(E.A.), F.R.C. Path. (U.K.)

### Honorary Treasurer

N.TUM, M.B.S., Dip.Ed.(KSTC), LLB,(London), M.Sc., MBA (San Diego) C.P.S.(K), MBIM, MKIM, Advocate of the High Court of Kenya

### Vice-Chancellor

R.M. MUNAVU, O.G.W., B.A. (Kalamazoo), M.Sc. (Wayne), Ph.D.(Detroit), FKNAS

### Deputy Vice-Chancellor

D.K. SOME, O.G.W., B.Sc., (Eng.) (Newcastle), M.Sc. (Cranfield), Ph.D (New Castle)

### Chief Academic Officer

K. OLE KAREI, E.B.S., B.A (Philander Smith), M.A.(Atlanta), M.PA (Pittsburgh), M.A., Ph.D. (Pennsylvania)

### Chief Administrative Officer

J.K. SANG, B. A. (Iowa), M.Sc. (Illinois), M.A., Ph.D. (Ohio)

### Principal Maseno University College

W.R. OCHIENG, M.B.S, B.A. (E.A), Ph.D (Nairobi)

### Principal, Chepkoilel Campus

M.J. KAMAR, B.Sc. (Agric.) (PAU), M.Ed. (McGill), Ph.D. (Toronto)

### Finance Officer

H.S. KIPKEMBOI, C.P.A. (K), M.B.A (Salford)





## Members of University Council

Chairman	E.K. Arap Bii., B.A(Hons),(Nairobi)
Vice-Chairman	D.G. Gatei, O.G.W., M.B.Ch.B. (E.A), F.R.C. Path, (U.K.)
Honorary Treasurer	N.Tum, M.B.S.Dip.Ed. (KSTC), LLB, (London) M.Sc., MBA (San Diego) C.P.S (K), MBIM, MKIM Advocate of The High Court of Kenya
Vice-Chancellor	R.M. Munavu, O.G.W., B.A Kalamazoo, M.Sc. (Wayne). Ph.D.(Detroit), FKNAS
Deputy Vice-Chancellor	D. K. Some O.G.W, B.Sc. (Eng.) (Newcastle), M.Sc., (Cranfield), Ph.D (Newcastle, R. Eng., MIEK
Principal, Maseno University College	W.R. Ochieng' M.B.S., B.A. (EA) Ph.D
Principal, Chepkoilel Campus	M. J. Kamar, B.Sc.(Agriculture) (PAU), M.Ed. (McGill), Ph.D. (Toronto)
Permanent Secretary, Ministry of Education and Human Resource Development	W.K.K. Kimalat, MGH, B.Ed, (Makerere) M.Sc, (Wisconsin - Milwaukee)
Permanent Secretary, Ministry of Public Works	S.A. Akute B.Sc. (Civil Eng.) M.Sc. (Highways Eng.) R.Eng., M.I.E.K.
Permanent Secretary, Ministry of Finance and Planning	M.Oduor-Otieno B.Com (Hons)(Nairobi) C.P.A (K) C.P.S(K) FCPA.
<b>Members</b>	
	O.S. Farah, H.S.C., Dip.Ed. (Birmingham)
	Jeanne Gacheche, LLB (Nairobi) Advocate of the High Court of Kenya
	M.M. Hyder, Dip. Ed. (E.A.) B.Sch (St. Andrews), Ph.D. (Leeds)
	F.N Pertet, B.Sc., M.Sc. (Nairobi)
	H. Cheramboss (Mrs), B.Ed. (Nairobi)
	L. Keitany, B.Sc. (Eng.) (Manchester),
	M. Otieno-Odongo, B.Sc.(Eng) (Nairobi), C.Eng. R. Eng.
	J. Misoi, D.V.M., M.V.Sc. (Budapest) Adv. Dip. (Copenhagen)
Senate Representatives	H.N.K. arap Mengech M.B.S, M.B.Ch.B (Nairobi) D.P.M. (Edin), M.R.C. Psych. (U.K)
	B.C.C. Wangila, Dip.Ed. (Kenyatta) Dip.Aqua (ARAC), B.Sc. (Nairobi), M.Tech. (Rivers State), Ph.D (Monitoba)
	E.M. Standa, B.A., M.A, Ph.D (SUNY at Buffalo)
Students Representatives	Chairman (MUSO), Secretary General (MUSO)
Graduate Student Representative	Chairman (MUGSA), Secretary General (MUGSA)
Secretary	Chief Administrative Officer: J. K. Sang B.A.(Iowa), M.Sc.(Illinois), M.A., Ph.D (Ohio)
In Attendance	Chief Academic Officer: K. Ole Karei E.B.S., B.A.(Philander Smith), M.A. (Atlanta), M.P.A. (Pittsburgh), M.A., Ph.D (Pennsylvania)
	Finance Officer: H.S. Kipkemboi, C.P.A(K) M.B.A.(Salford)



## **Report of the Vice-Chancellor for the 1998/99 Financial Year**

I am pleased to present the Annual Report and Accounts of Moi University for the 1998/99 financial year. The salient features of the report are as follows:-

### **Financial Performance**

The University recorded a surplus of Kshs. 9,131,000/= during the year under review. This represents a reduction of 40 per cent from the previous year's surplus of Kshs. 15,154,000/=. The main reason for this drastic reduction is that there was a higher increase in expenditure relative to the increase in income. The expenditure increased by 7.3 per cent as compared with a 6.5 per cent growth on income. The major expenditure increases were on items related to the provision of administration and central services including repairs and maintenance of premises.

Nevertheless, the mere fact that the University recorded a surplus is highly commendable considering the general economic out-turn during the period. As in the previous year, this positive performance was achieved as a result of prudent financial management and control.

### **Indebtedness**

In spite of this positive performance, the University was unable to liquidate all her debts during the year. It remained indebted to both her recurrent and development creditors to the tune of Kshs. 63,660,000/= and Kshs. 91,086,000/= respectively as at 30<sup>th</sup> June 1999.

However, the government undertook to avail sufficient funds to the University to facilitate the settlement of some of these debts and particularly those related to Capital Development projects. It is expected that this commitment would be fulfilled in the subsequent financial year - 1999/2000.

### **Introduction of New Academic Programmes**

During the year under review the University introduced new academic programmes which were later renamed as the Privately Sponsored Students Programmes (PSSP). The programmes were launched in October 1998 with an initial enrolment of 340 students. It covers undergraduate courses in Education, Law, Business Management and Production Technology. It is envisaged that the programmes would cover all the courses offered by the University under the regular degree programmes. However, the major constraint in this respect is shortage of physical space in terms of tuition, library and laboratory facilities.

The major objectives of the Privately Sponsored Students Programmes are:-

- to provide opportunities for further education at Moi University to those who are eligible
- to support the University mission and vision as may be determined by Council from time to time
- to generate income for the improvement of the academic environment of the University, enhancement of staff retention and supplementation of the Exchequer grants.
- to enhance equity and access to further education by the disadvantaged in terms of provision of scholarships through annual contributions to an Endowment fund.





## Student Matters

A number of organisations continued to support our students during the year, the major one being the Higher Education Loans Board (HELB) through the provision of loans and bursaries. The others which provided, mainly bursaries, are the Visha Oswal Community, the Chandaria Foundation, Ratansi and the European Union. I take this opportunity to thank them most sincerely for their support. I also wish to appeal to other philanthropic organizations to extend financial support to our needy students in future.

## Donor Support

The University maintained close relationships with the majority of donors during the year under review. As a result, it enjoyed financial support in terms of provision of research grants and award of scholarships to the Academic and Senior Administrative Staff. The major donor during the year was the Dutch government whose financial support remained on course under the MHO-Programmes. Under this programme the University benefited immensely in various areas. These include the central administration and some faculties through the supply of computer equipment, construction of limited physical facilities and in particular laboratories and staff development.

Apart from the Dutch Government, the University also received support from the Ford Foundation, DAAD, Rockefeller Foundation, European Union, ACU, AAU and the Lake Victoria Environmental Management Programme among others.

## Appointment as Vice Chancellor

In July 1998, I took over as the new Vice-Chancellor of Moi University following my appointment to this challenging position by the Chancellor. I therefore take this opportunity to sincerely thank the Chancellor of Moi University who is also the President of the Republic of Kenya and Commander-in-Chief of the Armed Forces - Hon. Daniel T. arap Moi, EGH for the appointment. I also undertake to discharge the duties bestowed upon me to the best of my ability. Similarly, I must thank my immediate predecessor Prof. Justin Irina for the able manner in which he steered the institution throughout his tenure and wish him success in his new appointment as the Secretary to the Commission for Higher Education.

## Appreciation

Once again, I take this opportunity to thank the government for the continued financial support extended to Moi University during the year through the parent Ministry of Education, Science & Technology. Special thanks also go to our other donors who supported the University in one way or the other during the period.

Lastly, I wish to thank all the Council members for their invaluable guidance and the staff and students for their hardwork and cooperation throughout the year under review.

A handwritten signature in black ink, appearing to read 'R. Munavu', written over a horizontal line.

Prof. Raphael M. Munavu

**Vice Chancellor**

30<sup>th</sup> October, 1999



## **Report of the Auditor-General (Corporations) on The Accounts of Moi University for the Year Ended 30<sup>th</sup> June, 1999**

I have examined the Accounts of Moi University for the year ended 30<sup>th</sup> June, 1999 in accordance with Section 29 (2) of the Exchequer and Audit Act, (Cap. 412). I have obtained all the information and explanations required for the purpose of the audit. Proper books of account have been kept by the University and the Accounts are in agreement therewith and comply with Moi University Act, 1984.

In my opinion, and subject to the material matters referred to here below the Accounts, when read together with the Notes thereon, fairly represent the financial state of affairs of the University as at 30<sup>th</sup> June, 1999 and of its surplus and cash flow for the year then ended.

### **1. Fixed Assets**

The University's Balance Sheet fixed assets figure of Kshs.3,871,529,000 as at 30<sup>th</sup> June, 1999 includes one parcel of land at Homa Hills valued at Kshs.2,400,000 for which the University only holds a letter of allotment. In addition, two parcels of land previously donated to the University and located at Kibuswa and Marigat valued at Kshs.2,500,000 each and for which the university has not obtained title deeds are excluded from these Account apparently because the University's ownership of these plots is considered doubtful. Under the circumstances, the accuracy and correctness of the University's Balance Sheet fixed assets figure of Kshs.3,871,529,000 as at 30<sup>th</sup> June 1999 cannot be confirmed.

### **2. Cash and Bank Balances -kshs.29,866,000**

During the year 1998/99 the University operated a total of 65 bank accounts with various banks, out of which only 21 accounts were reconciled as at 30<sup>th</sup> June, 1999. The remaining 44 accounts with balances totalling Kshs.22,706,000, had no reconciliation schedules or analyses to support the bank balances. Consequently and in the absence of such schedules, the accuracy and correctness of the Balance Sheet Cash and Bank Balances figure of Kshs.29,866,000 as at 30<sup>th</sup> June, 1999 could not be confirmed.

### **3. Budgetary Control**

During the year 1998/99 the University exceeded its total annual budget allocation of Kshs.876,243,860 by Kshs.72,958,680. The over-expenditure of Kshs.72,758,680 was mainly attributable to budgetary overrun in respect of medical allowances and such other benefits to staff as electricity and water payments, whose annual budget allocation was exceeded by Kshs.47,370,120. Approval for the budget overrun as required under Section 12 of the State Corporations Act (Cap 446) was not seen.

  
S. M. Maluki

**Auditor General (Corporations)**

9<sup>th</sup> February, 2001





## Balance Sheet

As At 30th June 1999

	NOTE	1999 KSHS'000	1998 KSHS'000
<b>FIXED ASSETS</b>			
Land and Buildings	5	3,529,879	1,686,879
Plant, Equipment and Furniture	5	271,508	142,166
Motor Vehicles	5	<u>70,142</u>	<u>37,428</u>
		<b><u>3,871,529</u></b>	<b><u>1,845,473</u></b>
<b>CURRENT ASSETS</b>			
Stocks and Stores	7	31,899	24,081
Debtors and Debit Balances	8	23,735	20,072
Short-Term Deposits	9	57,735	16,113
Cash and Bank Balances	10	<u>30,226</u>	<u>66,730</u>
		<b><u>143,595</u></b>	<b><u>126,996</u></b>
<b>Less: CURRENT LIABILITIES</b>			
Creditors and Credit Balances	11	178,644	198,878
Bank Overdraft		360	-
Other Liabilities and Provisions: Provision for Audit Fee		<u>3,409</u>	<u>-</u>
		<u>182,413</u>	<u>198,878</u>
		<b><u>(38,818)</u></b>	<b><u>(71,882)</u></b>
<b>NETCURRENT ASSETS</b>		<b><u>3,832,711</u></b>	<b><u>1,773,467</u></b>
Financed by:			
Capital Reserves	6	3,768,590	1,717,868
Unexpended Balances on Special Account & Grants	13	23,703	28,146
Appropriation for Specific Purposes	14	4,931	5,011
Stock Reserve Account		6,823	-
Income & Expenditure Account (Page4)		<u>28,664</u>	<u>22,442</u>
		<b><u>3,832,711</u></b>	<b><u>1,773,467</u></b>

R.M. MUNAVU, B.A., M.Sc., Ph.D, FKNAS  
VICE CHANCELLOR

J.K. SANG, B.A., M.Sc., M.A., Ph.D.  
CHIEF ADMINISTRATIVE OFFICER

HOSEA S. KIPKEMBOI, M.B.A., C.P.A(K)  
FINANCE OFFICER

30th October 1999





## Income and Expenditure Account for the Year Ended 30th June, 1999

	NOTE	1999 KSHS'000	1998 KSHS'000
<b>INCOME</b>			
Capitation Grant(Page 18)		778,244	749,139
Tuition and Related Charges	15(I)	101,798	96,033
Farms' Income	(ii)	8,367	8,954
Other Services Rendered	(iii)	96,664	72,132
Sundry Income	(iv)	<u>6,225</u>	<u>4,251</u>
		<b><u>991,298</u></b>	<b><u>930,509</u></b>
<b>EXPENDITURE</b>			
Academic Departments	16(I)	510,001	488,091
Administration and Central Services	(ii)	263,875	219,937
Academic Services	(iii)	26,457	24,319
General Educational Services	(iv)	23,969	30,142
Maintenance of Premises	(v)	44,838	25,555
Staff and Students facilities Welfare	(vi)	91,965	106,675
Farms' Expenditure	(vii)	10,324	13,603
Miscellaneous Expenditure	(viii)	<u>10,738</u>	<u>6,733</u>
		<b><u>982,167</u></b>	<b><u>915,355</u></b>
<b>SURPLUS (DEFICIT) FOR THE YEAR</b>		<b>9,131</b>	<b>15,154</b>
Accumulated Surplus (Deficit) Brought Forward		22,442	7,288
Less: Prior Adjustment		<u>2,909</u>	<u>-</u>
		<u>19,533</u>	<u>-</u>
Accumulated Surplus (Deficit) Carried Forward		<b><u>28,664</u></b>	<b><u>22,442</u></b>

**NOTE:** The prior year adjustment relates to provision for audit fee for the period 1995 to 1998 Financial Years.

## Cashflow Statement for the Period Ended 30<sup>th</sup> June, 1999

	1999 KSHS'000	1998 KSHS'000
<b>Surplus/(Deficit)</b>	<b>9,131</b>	<b>15,154</b>
Add: Changes in		
Stocks and Stores	7,818	3,994
Debtors and Debit Balances	3,663	(3,938)
Creditors & Credit Balances	<u>20,734</u>	<u>14,554</u>
<i>(a) Net Cash flow from Operating Activities</i>	<b>41,346</b>	<b>29,764</b>
Cash flow from Investing Activities		
Capital Receipts	24,572	9,430
Special Grants & Appropriations	13,798	39,615
Purchase of Fixed Assets	(6,750)	(72)
Stock Reserve Account	(6,823)	-
Expenditures on Special Grants & Appropriation	(44,009)	(42,216)
Payment to Capital Creditors	<u>(17,376)</u>	<u>(9,430)</u>
<i>(b) Net from Investing Activities</i>	<b>(36,588)</b>	<b>(2,673)</b>
Net Increase (Decrease) in cash and cash Equivalents (a+b)	4,758	27,091
Cash & Cash Equivalents Brought Forward 1998	<u>82,843</u>	<u>55,752</u>
<b>Cash &amp; Cash Equivalents Carried Forward 1999</b>	<b><u>87,601</u></b>	<b><u>82,843</u></b>



## Notes to the Accounts for the Year Ended 30th June, 1999

### 1. Significant Accounting Policies

- 1.1 The accounts are prepared under the historical cost convention as modified by the revaluation of certain fixed assets.
- 1.2 Income from grants and fees represent only the amount receivable in relation to the financial year 1998/99.
- 1.3 Fixed assets are stated at cost or professional valuation.

Depreciation is provided for at annual rates estimated to write off the assets over their expected useful lives. The rates are:

Building	-	2%
Plant, Equipment and Furniture	-	12.5%
Motor Vehicles	-	25%

Depreciation is on straight-line basis and it is charged to the Capital Reserves.

- 1.4 Stocks are valued at the lower of cost and net realizable value.
- 1.5 The cost of library books and teaching materials are written off to expenditure as incurred.
- 1.6 Appropriation for specific purpose represent revenue generated by some departments and unspent balance on certain votes, carried forward to meet expenditure in the ensuing year.
- 1.7 Deans Committee research grants are votes set aside from current and past financial years. The uncommitted balance on each research grant is carried forward until the related research project is completed.
- 1.8 The main pension scheme for the University's staff is the Moi University Pensions Fund, which was started from 1st July 1991. The University's contributions to this scheme have been charged to the relevant Salaries votes.
- 1.9 Values for equipment donated are estimated by the University or as advised by donors

### 2. Contingent Liabilities

- (i) Guarantees provided to the banks for employees:-

	<b>1998/99</b>	<b>1997/98</b>
	<b>KSHS'000</b>	<b>KSHS'000</b>
Car, Housing and Furniture Loans	<u>23,804</u>	<u>20,400</u>





The contingent liability represents staff loans for Furniture, Cars and Housing with Kenya Commercial Bank that are guaranteed by the University

- (ii) Capital Development project creditors are likely to demand interest and penalties on outstanding payments. The same has not been accrued in the accounts since the actual amount in each case is still unknown.

### 3. Currency

The accounts are expressed in Kenya Shillings and the amounts are rounded to the nearest one thousand shillings.

### 4. Legal Status

The University is a body corporate established in Kenya under the Moi University Act., 1984.

### 5. Fixed Assets

COST/VALUATION	LAND KSHS'000	BUILDINGS KSHS'000	W.I.P KSHS'000	PLANT AND EQUIPMENT KSHS'000	FURNITURE KSHS'000	MOTOR VEHICLE KSHS'000	TOTAL KSHS
1 <sup>st</sup> July, 1998	22,779	622,714	1,044,286	181,484	106,225	108,225	2,085,713
Additions	4,950	1,800	-	-	-	-	6,750
Transfer	-	442,381	(442,381)	-	-	-	-
Adjustments	-	(24,024)	-	(95,000)	(50,513)	(71,336)	(240,913)
Revaluation Reserve	354,400	1,554,930	-	169,536	(1,437)	56,095	2,073,924
<b>30<sup>th</sup> June, 1999</b>	<b>382,129</b>	<b>2,597,801</b>	<b>601,905</b>	<b>256,020</b>	<b>54,275</b>	<b>93,523</b>	<b>3,885,653</b>
<b>DEPRECIATION</b>							
1 <sup>st</sup> July, 1998	-	24,024	-	95,000	50,513	71,336	240,913
Adjustments	-	(24,024)	-	(95,000)	(50,513)	(71,336)	(240,913)
Charge for the year	-	51,956	-	32,003	6,784	23,381	114,124
<b>30<sup>th</sup> June, 1999</b>	<b>-</b>	<b>51,956</b>	<b>-</b>	<b>32,003</b>	<b>6,784</b>	<b>23,381</b>	<b>114,124</b>
<b>NET BOOK VALUE</b>							
30 <sup>th</sup> June 1999	382,129	2,545,845	601,905	224,017	47,491	70,142	3,773,532
30 <sup>th</sup> June, 1998	22,779	598,690	1,044,286	8,454	55,712	37,428	2,073,924

#### Notes

- 1) The adjustment under 'Depreciation' is an exceptional item that relates to the reversal of accumulated depreciation on account of the revaluation of the University's Fixed Assets now accrued in the accounts at Valuation.
- 2) Fixed Assets are included at Valuation and depreciated at normal rates for the first year of their accrual.
- 3) Two parcels of land at Kibuswa in Uasin -Gishu District and at Marigat valued at Kshs.2, 500,000/= each have not been accrued in the accounts because their ownership has not passed on to the University.

The chances of the ownership of the two parcels of land passing on to the University are also remote since one of the donors is now deceased without any legal document to effect future transfer.



<b>6. CAPITAL FUND</b>	<b>1999</b>	<b>1998</b>
	<b>KSHS'000</b>	<b>KSHS'000</b>
Balance as at 1st July 1998	1,717,868	1,784,164
Capital Receipts:		
Government of Kenya	24,572	9,430
Purchased Assets	<u>6,750</u>	<u>3,502</u>
	<b><u>1,749,190</u></b>	<b><u>1,797,096</u></b>
Revaluation Reserve	2,133,524	-
Prior Year Adjustment: Purchased Plot	-	4,168
Minor Works Expensed	-	<u>(16,268)</u>
	<b><u>3,882,714</u></b>	<b><u>1,784,996</u></b>
Less: Depreciation Note (1,2 & 3)	<u>114,124</u>	<u>67,128</u>
Balance as at 30th June 1999	<b><u>3,768,590</u></b>	<b><u>1,717,868</u></b>
<b>7. STOCKS AND STORES</b>		
General stores	25,077	19,437
Cattle	4,508	3,614
Chicken	24	129
Cereals	1,811	2,901
Horticulture	<u>479</u>	-
	<b><u>31,899</u></b>	<b><u>24,081</u></b>
<b>8. DEBTORS AND DEBIT BALANCES</b>		
General Debtors	17,619	14,010
Faculty of Information Sciences	253	114
MHO Project Office	3,409	3,409
Horticulture	494	495
Miscellaneous	<u>1,960</u>	<u>2,044</u>
	<b><u>23,735</u></b>	<b><u>20,072</u></b>
<b>9. SHORT TERM DEPOSITS</b>		
Fixed Deposits General	57,035	15,413
Fixed Deposits Health Sciences	<u>700</u>	<u>700</u>
	<b><u>57,735</u></b>	<b><u>16,113</u></b>
<b>10. CASH AND BANK BALANCES</b>		
Kenya Commercial Bank	6,017	11,651
National Bank	7,135	28,382
Standard Bank	3,701	1,237
Barclays Bank	5,124	13,631
ABN AMRO Bank	7,889	11,886
Chepkoilel Farm	-	191
Main Farm – BBK	-	285
Kitchens – NBK	-	<u>467</u>





	1999 KSHS'000	1998 KSHS'000
<b>11. CREDITORS AND CREDIT BALANCES</b>		
Development Creditors	91,086	100,224
Recurrent Creditors	63,660	69,729
Deans Committee Grant	1,866	313
Postgraduate Programme	4,760	4,023
MUSO	457	418
Caution Money	4,456	3,966
Room Deposit	2,613	2,819
Key Deposit	-	-
Dr Mackay's Prize	34	34
Survey Fees for Staff	517	517
Prepaid Fees	2,867	2,078
Miscellaneous Credits	<u>6,258</u>	<u>14,757</u>
	<b><u>178,644</u></b>	<b><u>198,878</u></b>
<b>12. BANK OVERDRAFT</b>		
National Bank of Kenya Ltd.	46	-
Kenya Commercial Bank Ltd	<u>314</u>	-
	<b><u>360</u></b>	-
<b>13. SPECIAL ACCOUNT AND GRANTS</b>		
Credit Balances	48,564	-
Debit Balances	<u>24,861</u>	-
	<b><u>23,703</u></b>	<b><u>28,146</u></b>
<b>14. APPROPRIATION FOR SPECIAL PURPOSES</b>		
Educational Comm. & Technology	2,513	2,464
Convocation Former Students	405	471
Funds for the Disabled	76	76
School of Environmental Studies	340	341
Commercial Trees	-	872
Production Unit	68	8
Moi University Library	<u>859</u>	<u>779</u>
	<b><u>4,931</u></b>	<b><u>5,011</u></b>
<b>15. INCOME</b>		
<b>(i) Tuition Related Charges</b>		
Tuition Fees	81,473	80,852
Registration Fees	615	404
Students I.D. Cards	325	260
Examination Fees	8,312	5,555
Medical Fees	6,323	5,828
Activity Fees	4,665	2,776
Sundry Income	<u>85</u>	<u>358</u>
	<b><u>101,798</u></b>	<b><u>96,033</u></b>



	1999 KSHS'000	1998 KSHS'000
<b>(ii) Farms' Income</b>		
<b>(a) Main Campus</b>		
Crop Sales	361	271
Livestock and Milk Sales	568	895
Cafeteria Sales	165	-
Miscellaneous	40	2
	<u>1,134</u>	<u>1,168</u>
<b>(b) Chepkoilel Farm</b>		
Crop Sales	1,197	2,103
Livestock & Milk Sales	5,851	5,606
Cafeteria Sales	55	32
Miscellaneous Income	130	45
	<u>7,233</u>	<u>7,786</u>
	<u>8,367</u>	<u>8,954</u>
<b>(iii) Other Services Rendered</b>		
Evening Studies Income	24,543	-
Bookshop Sales	17,586	10,645
Accommodation & Catering Services	47,615	53,522
Rental Income	6,920	7,844
Commercial Tree Sales	-	121
	<u>96,664</u>	<u>72,132</u>
<b>(iv) Sundry Income</b>		
Sales of Tender Documents	103	85
Telephone Charges	1	104
Transport charges	206	345
Water sales	47	112
Graduation Fees	392	383
Interest earned	4,143	1,498
Miscellaneous Others	<u>1,333</u>	<u>1,724</u>
	<u>6,225</u>	<u>4,251</u>
<b>16. EXPENDITURE</b>		
<b>(i) Academic Department</b>		
Personal Emoluments	257,620	243,967
House Allowance	133,158	128,483
Part-Time Lectures	4,831	4,619
Gratuity and Retirement Benefits	29,340	31,085
Teaching and Office Expenses	14,445	15,915
Travelling and Accommodation	14,530	11,598
Telephone	3,112	2,746
Vehicles Running Expenses	6,567	3,007
Staff Development	32,462	26,627
University Research Programme	3,206	8,363
Field Courses	<u>10,730</u>	<u>11,681</u>
	<u>510,001</u>	<u>488,091</u>



	1999 KSHS'000	1998 KSHS'000
<b>(ii) Administration and Central Services</b>		
Personal Emoluments	131,837	104,712
House Allowance	41,522	37,382
Gratuity and Retirement Benefits	8,930	8,780
Travelling and Accommodation	4,213	2,143
Office Expenses	11,610	12,131
Insurance	10,076	6,277
Postal and Telegram	1,086	1,627
Vehicle Running Expenses	13,410	9,910
Telephones	5,557	2,462
Official Entertainment	304	34
Council and Senate Matters	6,065	6,255
Passage and Baggage	16,310	17,463
Advertising and Publicity	3,236	3,226
Bank Charges	1,072	1,479
Publishing and Printing	1,380	413
Ceremonial Expenses	663	492
Provision for Audit Fee	500	-
Bookshop Purchase	6,004	5,151
	<u>263,875</u>	<u>219,937</u>
<b>(iii) Academic Service</b>		
<b>(a) Library</b>		
Personal Emoluments	13,162	12,842
House Allowance	66,820	6,271
Gratuity and Retirement Benefits	1,398	1,473
Travelling and Accommodation	340	132
Office Expenses	410	178
Vehicle Running Expenses	319	301
Books and Periodicals	680	734
Telephones Services	713	40
	<u>23,842</u>	<u>21,971</u>
<b>(b) Desk Top Publishing</b>		
Personal Emoluments	717	554
House Allowance	374	374
Gratuity and Retirement Benefits	111	71
Office Expenses	24	111
Travelling and Accommodation	-	11
Vehicle Running Expenses	-	10
	<u>1,226</u>	<u>1,131</u>





	1999 KSHS'000	1998 KSHS'000
<b>(c) Computer Services</b>		
Personal Emoluments	760	697
House Allowances	366	362
Gratuity and Retirement Benefits	117	85
Travelling and Accommodation	45	60
Office Expenses	101	7
Vehicle Running Expenses	-	6
<b>TOTAL</b>	<b><u>1,389</u></b>	<b><u>1,217</u></b>
	<b><u>26,457</u></b>	<b><u>24,319</u></b>
<b>(iv) General Educational Services</b>		
Graduation Expenses	4,188	3,873
Students Admission and Examination	898	134
External Examiners	911	13,076
Postgraduate Expenses	9,224	5,140
Staff Development Non-Academic	819	984
External Travel and Accommodation	4,406	3,556
Conference and Seminars	<u>3,523</u>	<u>3,379</u>
	<b><u>23,969</u></b>	<b><u>30,142</u></b>
<b>(v) Maintenance of Premises</b>		
Rents and Rates	7,061	627
Electricity, Water and Conservancy	22,462	21,076
Maintenance of Buildings	<u>15,315</u>	<u>15,315</u>
	<b><u>44,838</u></b>	<b><u>25,555</u></b>
<b>(vi) Staff and Students Facilities and Welfare</b>		
University Medical Scheme	52,442	52,349
Recruitment Expenses	386	196
Leave and Passage	6,944	22,586
Hotel Accommodation and Hospitality	386	196
House to Office Expenses	4,289	3,751
Students Accommodation, Catering Expenses	23,461	24,950
Students Welfare Services	<u>1,795</u>	<u>1,135</u>
	<b><u>91,965</u></b>	<b><u>106,975</u></b>



	1999 KSHS'000	1998 KSHS'000
<b>(vii) Farm's Expenditure</b>		
<b>(a) Main Campus Farm</b>		
Crop Production Expenses	380	813
Personnel Expenses	2,112	4,800
Livestock	51	1,137
Office Expenses	<u>37</u>	<u>16</u>
	<b><u>2,580</u></b>	<b><u>6,766</u></b>
<b>(b) Chepkoilel Farm</b>		
Crop Production Expenses	1,495	1,723
Personnel Expenses	2,945	144
Livestock Expenses	3,133	4,925
Office Expenses	139	36
Travelling and Transport	<u>32</u>	<u>9</u>
	<b><u>7,744</u></b>	<b><u>6,837</u></b>
<b>TOTAL</b>	<b><u>10,324</u></b>	<b><u>13,603</u></b>
<b>(viii) Miscellaneous Expenses</b>		
A.S.K. Show	636	506
Maintenance of Plant and Equipment	2,748	4,088
Others	<u>5,642</u>	<u>2,139</u>
	<b><u>9,026</u></b>	<b><u>6,733</u></b>





## Bookshop Revenue Account

as at 30<sup>th</sup> June, 1999

	1999 KSHS' 000	1998 KSHS' 000
<b>Sales</b>	<b><u>17,586</u></b>	
Less: Cost of Sales		
Stock 30th June 1998	14,839	10,060
Purchases	<u>11,181</u>	<u>9,930</u>
Cost of Goods available	<u>26,020</u>	<u>19,990</u>
Less: Stock 30th June 1999	<u>10,498</u>	<u>14,839</u>
Cost of Sales	<u>15,522</u>	<u>5,151</u>
<b>Gross Surplus for the year</b>	<b><u>2,064</u></b>	<b><u>5,494</u></b>
Less: Expenditure		
Office and Travelling Expenses	1,055	467
Personal Emoluments	<u>3,915</u>	<u>3,861</u>
	<u>4,970</u>	<u>4,328</u>
<b>Net Surplus (deficit) for the Year</b>	<b><u>(2,906)</u></b>	<b><u>1,166</u></b>



## Other Information (5 Year Trend)

### (i) General Revenue Statistics

Percentage distribution of Income and Expenditure over the last five years

#### INCOME

	1998/99	1997/98	1996/97	1995/96	1994/95
	%	%	%	%	%
Government Grants	78.5	80.51	79.00	80.39	86.68
Tuition and other fees	10.3	10.32	12.00	6.81	5.23
Other Services rendered	9.7	1.42	7.00	8.40	4.70
Other Income	1.5	7.76	2.00	4.40	3.39
			100	100	100
<b>Total Income (Kshs.'000)</b>	<b>991,298</b>	<b>930,509</b>	<b>723,152</b>	<b>794,483</b>	<b>628,752</b>

#### EXPENDITURE

Academic Departments	52.0	53.32	43.20	40.66	54.05
Administration Departments	27.9	24.03	22.42	22.64	40.66
Academic Services	2.7	2.66	3.05	2.08	-
General Academic Services	2.4	3.29	3.62	3.78	-
Maintenance of Premises	4.6	2.79	5.61	5.26	-
Staff & Students Fac. & Welfare	9.4	11.69	15.05	17.99	-
Other Expenditure	<u>2.0</u>	<u>2.22</u>	<u>7.05</u>	<u>7.59</u>	<u>5.29</u>
	<u>100</u>	<u>100</u>	<u>100</u>	<u>100</u>	<u>100</u>
<b>Total Expenditure (Kshs'000)</b>	<b><u>982,167</u></b>	<b><u>915,355</u></b>	<b><u>757,093</u></b>	<b><u>753,254</u></b>	<b><u>626,302</u></b>

### (i) Capital Development Statistics

The following table shows Fixed Assets and Capital Receipts from the Government

Fixed Assets(Kshs'000)	3871529	1845349	1927909	1408152	1392510
Capital Receipts (Kshs. 000.)	24,572	9,430	131,287	28,126	37,185

### (iii) Student Population Statistics

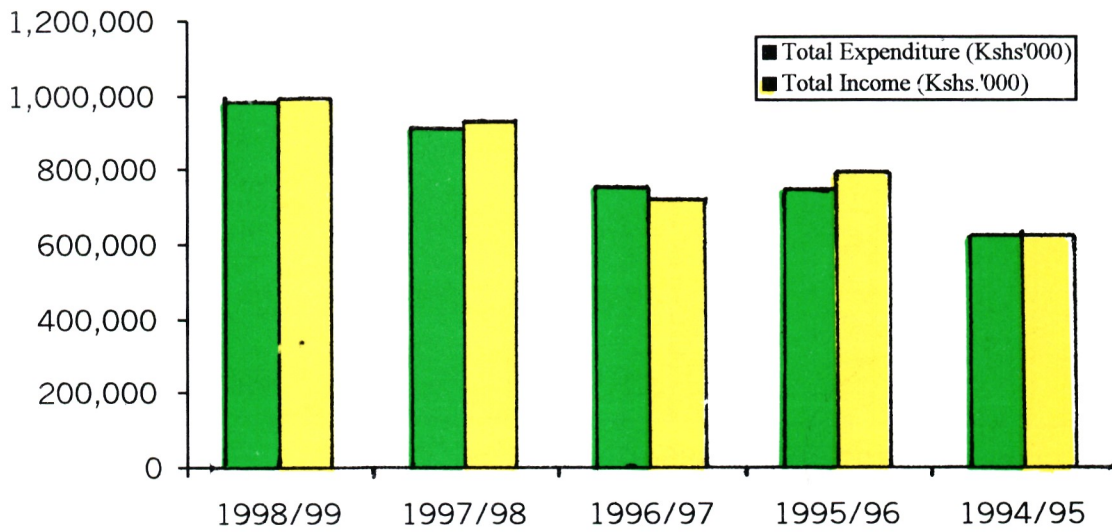
Under graduates	6,548	6,134	5,594	4,894	5,023
Post graduates	638	482	456	276	267

### (iv) Staff Population Statistics

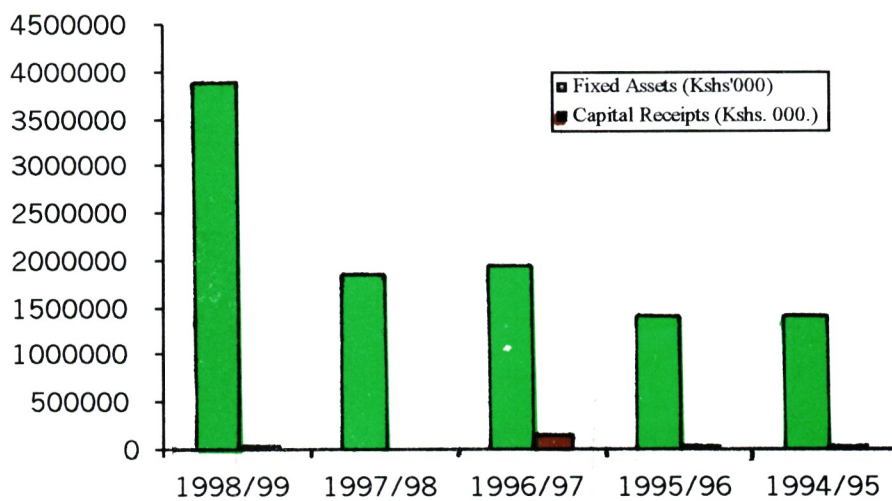
Senior Adm. & Academic	760	760	803	679	738
Middle Grade	543	543	565	475	483
Unionisable Grade	1,566	1,566	1,306	1,465	1,097
	<b>2,869</b>	<b>2,869</b>	<b>2,674</b>	<b>2,619</b>	<b>2,31</b>



### General Revenue Statistics

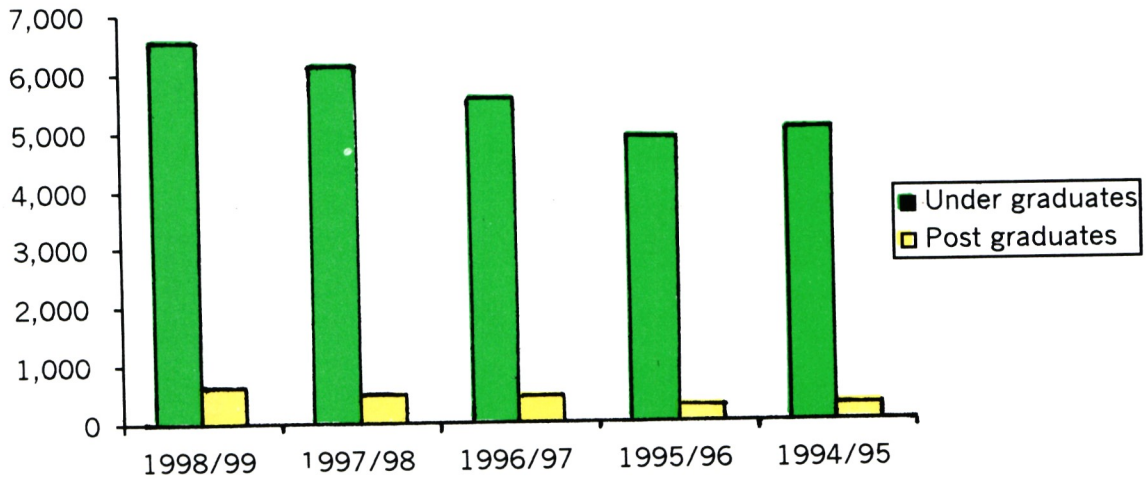


### Capital Development Chart





### Student Population



### Staff Population

