



REPUBLIC OF KENYA



Annual Report

to

Parliament

on the

State of National Security

by

His Excellency Hon. Uhuru Kenyatta, C.G.H.
President and Commander-in-Chief of the Defence Forces of
the Republic of Kenya

30th November, 2021

Annual Report
to
Parliament
on the
State of National Security

ACRONYMS AND ABBREVIATIONS

AMISOM	African Union Mission in Somalia
BPU	Border Police Unit
COVID-19	Corona Virus Disease, 2019
CRS	Civil Registration Service
CSSAVE	Child Safety and Security against Violent Extremism
CT	Counter Terrorism
CTRs	Cash Transaction Reports
CVE	Countering Violent Extremism
DCI	Directorate of Criminal Investigation
DMI	Directorate of Military Intelligence
DRC	Democratic Republic of Congo
EAC	East African Community
FRC	Financial Reporting Centre
IBCCs	Internal Border Control Checks
ICT	Information Communication and Technology
IED	Improvised Explosive Device
IGAD	Intergovernmental Authority Development
IPRS	Integrated Population Registration Services
MIDRs	Monetary Instruments Declaration Reports
NIIMS	National Integration Information Management System
NRB	National Registration Bureau
NTSA	National Transport and Safety Authority
NYS	National Youth Service
ODPP	Office of the Director of Public Prosecution
POCAMLA	Proceeds of Crime and Anti Money Laundering Act, 2009
POTA	Prevention of Terrorism Act, 2012
RADAR	Risk Assessment and Decision Making Tool
RAS	Refugee Affairs Secretariat
RECSA	Regional Centre for Small Arms
RPAS	Remotely Piloted Aircraft Systems
RRI	Rapid Results Initiative
SALW	Small Arms and Light Weapons
SARs	Suspicious Activity Reports
SOPs	Standard Operating Procedures
STRs	Suspicious Transaction Reports

UHC	Universal Health Coverage
UN	United Nations
UNHCR	United Nations High Commission for Refugees
VOLREP	Voluntary Repatriation

TABLE OF CONTENTS

ACRONYMS AND ABBREVIATIONS	iii
EXECUTIVE SUMMARY	viii
CHAPTER ONE: INTRODUCTION	1
CHAPTER TWO: THREATS TO NATIONAL SECURITY	2
1. General crime	2
2. Terrorism and violent extremism	5
3. Border security: facilitation of secure and legitimate cross border trade and travel ...	6
4. Cyber crimes and information security threats	7
5. Document fraud and identity theft	8
6. Transport security	9
a) Boda-boda Sector security concerns	9
b) Road Traffic Accidents	10
a) Fraudulent motor vehicle Registration	10
b) Maritime Security	11
a) Air Space Security and Aviation Safety	11
7. Political intolerance	11
9. Cattle rustling and stock theft	12
10. Organized criminal gangs	16
11. Human trafficking	16
12. Drug trafficking and substance abuse	17
13. Illicit brews	20
14. Refugees and asylum seekers	24
15. Statelessness	25
16. Illegal aliens and undocumented immigrants	25
17. Trade in contraband and counterfeit products	27
18. Money laundering	27
19. Gaming and betting	28
20. Wildlife security	29
21. Food security	29
22. Unemployment	30
23. Floods	30
24. School unrest and security of learning institutions	30
25. Labour unrest	31
28. Anti-money laundering and terrorism financing	34
29. National integrated identity management system	35
30. Covid-19 response	36
31. Land reforms	37
CHAPTER FOUR: CONCLUSION	39
<i>Annex 1: Huduma Card</i>	<i>40</i>

LIST OF TABLES

Table 1: Categories of Crimes Reported in the Year 2020	2
Table 2: Perpetrators and Victims of Crime in the Year 2020	4
Table 3: Terrorism Incidences for 2019 and 2020	5
Table 4: Recommended PoEs.....	6
Table 5: Recommended IBCCs.....	7
Table 6: Cyber Threat Incidents Detected.....	7
Table 7: Accidents and Victims for 2020.....	10
Table 8: Fines from Traffic Offences.....	10
Table 9: Accidents and Victims for January to May, 2021	10
Table 10: Cattle Rustling Figures for January- December 2020.....	13
Table 11: Stock Theft Figures for January- December 2020	14
Table 12: Drug Related Offences for the Year 2020.....	18
Table 13: Drug Related Offences for the Period January to May, 2021	18
Table 14: Illicit Brews the Period January to December 2020.....	21
Table 15: Illegal Aliens and Undocumented Immigrants for the Period January to December 2020.	26
Table 16: High Profile Cases Pending before Court and Cumulative Monetary Value.....	34
Table 17: Cases Involving Senior Officials	34
Table 18: FRC Reports to Security Agencies	35
Table 19: Huduma Card	41

FIGURES

Figure 1: Crime Figures for the Year 2020	3
Figure 2: Crime Categories from January – May, 2021	3
Figure 3: Huduma card	40
Figure 4: Huduma Card back side	41

EXECUTIVE SUMMARY

The Constitution of Kenya 2010 mandates the Government to provide sustainable safety and security to its citizens to enable them enjoy fundamental human rights and freedoms, the provisions of human security and contribute to the socio-economic development of the country. Consequently, Kenyans had a legitimate expectation that they would live in a country where their safety and security are assured and guaranteed under the law during the period under review. To reinforce this perspective, the Constitution obligates the National Security Council to report to Parliament on the state of national security annually.

During the period under review, the country faced a number of security threats including terrorism; corruption; organized criminal gangs; inter-communal conflicts; human trafficking and smuggling; drug trafficking and smuggling of contrabands as well as counterfeit products. Some of the major causes of these threats included: radicalization into violent extremism, unemployment; perceived marginalization; corruption; negative ethnicity; political intolerance and regional conflicts. These security threats had adverse effects on the lives of Kenyans and their socio-economic wellbeing, and at the same time, directly impacted on the scheduled attainment of the government's development blueprint, Vision 2030.

Despite the unprecedented challenges brought about by COVID-19, the Government implemented various policies, operational and administrative interventions to ensure security and wellbeing of citizens and residents. As a result, the people were able to enjoy their fundamental rights and freedoms as enshrined in the Constitution and participated in nation building towards the realization of the nation's development aspirations, including the Big Four Agenda and Vision 2030.

Further, the Government employed various strategic and operational measures besides involving the citizens in policing. The strategic interventions included the multi-agency approach to management of known and emerging security threats including organized crimes and additional funding to security agencies, and youth empowerment interventions, including National Hygiene Program (*Kazi mtaani*). The operational interventions included intensified security patrols and surveillance; enhanced security in conflict-prone areas; sustained disarmament; and enhanced intelligence-led investigations and forensic audits.

The Government is committed to ensure the country is secure from both internal and external threats. Towards this end, the Government is deepening collaboration with local communities to increase information sharing on threats in their environs. Further, the fight against corruption will be sustained and measures to tackle terrorism, transnational crimes and foster peace and security in the region will be up-scaled by leveraging on Kenya's membership at the United Nations Security Council.

CHAPTER ONE: INTRODUCTION

This report is prepared pursuant to provisions of Article 240 (7) of the Constitution of Kenya 2010 and the National Security Council Act, Sec. 16. The Constitution of Kenya 2010, mandates the national security organs to promote and guarantee our national security in compliance with the rule of law. This obligation entails the protection against internal and external threats to the nation's territorial integrity and sovereignty, its people, their rights, freedoms, property, peace, stability and prosperity, and other national interests.

The state of national security in the period under review was unprecedented due to disruptions induced by the COVID-19 pandemic on the global economy, interruption of national priorities; inculcation of fear in families and individuals; and, loss of lives and livelihoods. In addition, Kenya continued to face peace and security challenges that hindered economic development during the period. This situation tested the limits of our national contingency plans while at the same time altered our formal security modus operandi. The ensuing security situation therefore presented new opportunities and challenges to the national security organs.

Further, COVID-19 Containment measures including closure of institutions of learning; a ban on social gatherings; imposition of nationwide curfew; and, restriction of movement in some parts of the country presented new security challenges, especially at the family levels. However, while containment measures deprived criminals the opportunity to commit crime, there was an escalation of gender-based violence and homicide incidences.

Equally, climate change continues to manifest itself with both short and long-term implications. The country witnessed widespread locust invasion; rising water levels in some lakes within Rift Valley Region and back flow of waters from Lake Victoria which affected 20 learning institutions in parts of North Eastern, Eastern, Coast, North Rift, Nyanza and Western regions, in addition to impacting negatively on people's lives and livelihoods.

During the period under review, Kenya's international standing was elevated following its election as a non-permanent member of the United Nations Security Council (UNSC). The membership has offered the country an opportunity to enhance its contribution towards peaceful resolution of conflicts in the region.

The Government will continue to leverage on the multi-agency approach to address matters of national security. In addition, it will support peace building initiatives to find lasting solutions to conflicts in the region.

CHAPTER TWO: THREATS TO NATIONAL SECURITY

The country experienced a number of threats to national security in 2020 which affected the wellbeing of citizens. These threats include; terrorism, general crime, inter-communal conflicts, cattle rustling, organized criminal gangs, corruption, trade in contraband and counterfeit products, proliferation of illicit small arms and light weapons, illicit brews and substance abuse, drug trafficking, human trafficking, money laundering, cybercrime, document fraud and identity theft.

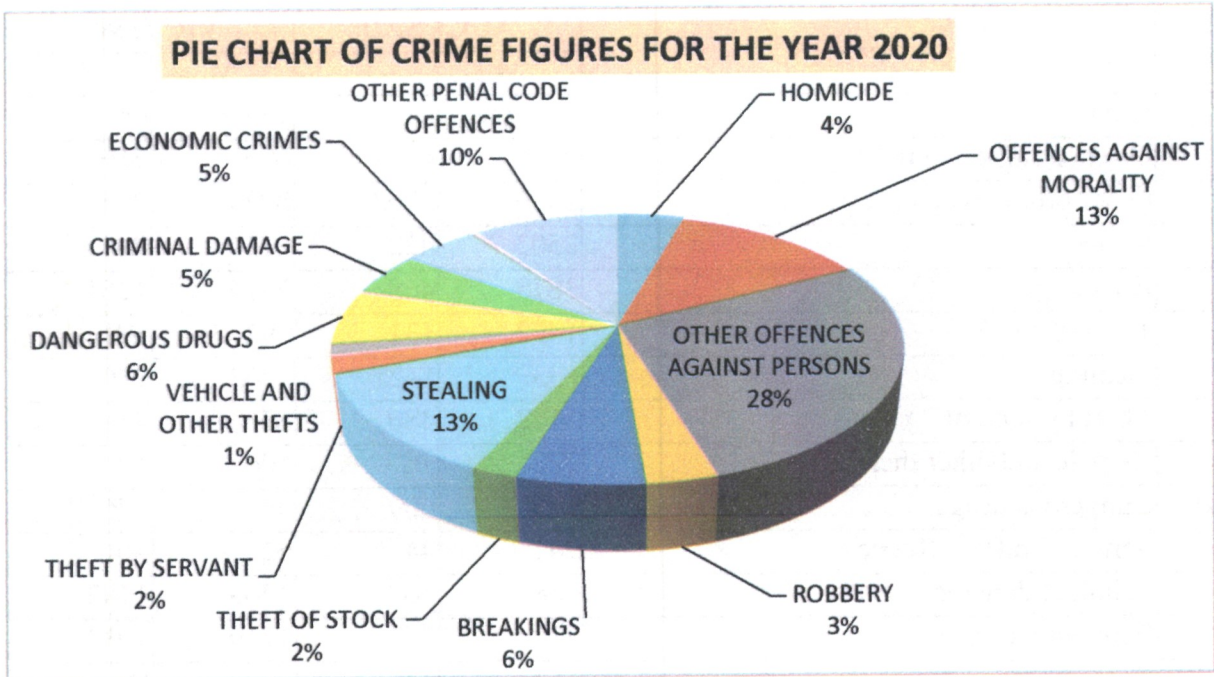
1. GENERAL CRIME

During the period between January and December 2020, a total of 71,665 criminal cases were recorded being a 24.9% decrease from 95,430 cases recorded in 2019. The drop in reported cases was attributed to pro-active initiatives that included multi-agency collaboration, engagement of the public in policing, and increased police stations at the grassroots, as well as the stringent enforcement of curfew as part of the COVID-19 containment measures.

Table 1: Categories of Crimes Reported in the Year 2020

CATEGORY OF OFFENCES	2018	2019	DIFF	%DIFF	2019	2020	DIFF	%DIFF
Homicide	2856	2971	115	4.0	2971	3111	140	4.7
Offences against morality	7233	8051	818	11.3	8051	9153	1102	13.7
Other offences against persons	25049	27196	2147	8.6	27196	19288	-7908	-29.1
Robbery	2935	2858	-77	-2.6	2858	2384	-474	-16.6
Breakings	5970	5976	6	0.1	5976	4252	-1724	-28.8
Theft of stock	2077	1962	-115	-5.5	1962	1556	-406	-20.7
Stealing	12845	13954	1109	8.6	13954	8709	-5245	-37.6
Theft by servant	2477	2226	-251	-10.1	2226	1467	-759	-34.1
Vehicle and other thefts	1370	1298	-72	-5.3	1298	1031	-267	-20.6
Dangerous drugs	8021	8011	-10	-0.1	8011	4477	-3534	-44.1
Traffic offences	213	341	128	60.1	341	186	-155	-45.5
Criminal damage	4783	4852	69	1.4	4852	3530	-1322	-27.2
Economic crimes	4100	4786	686	16.7	4786	3488	-1298	-27.1
Corruption	119	130	11	9.2	130	133	3	2.3
Offences involving police officers	174	77	-97	-55.7	77	64	-13	-16.9
Offences involving tourists	93	48	-45	-48.4	48	26	-22	-45.8
Other penal code offences	7953	8674	721	9.1	8674	6790	-1884	-21.7
GRAND TOTAL	90286	95430	5143	1.4	95430	71665	-23765	-24.9

Figure 1: Crime Figures for the Year 2020



In the period between January and December 2020, only three (3) out of the 17 categories of crimes increased. These were: offences against morality (14%); Homicide (5%); and, Corruption (2%). The top three most committed offences were assault, offences against morality and stealing which accounted for 20%, 13% and 13% respectively. However, there was concern over the increased number of defilement cases reported during this period which accounted for 81% of offences categorized as offences against morality.

In the period 1st January to 31st May, 2021, there were 31,550 reported cases. These cases can be attributed to the easing of COVID-19 containment measures that led to reopening of businesses and resumption of inter-county movements among others.

Figure 2: Crime Categories from January – May, 2021

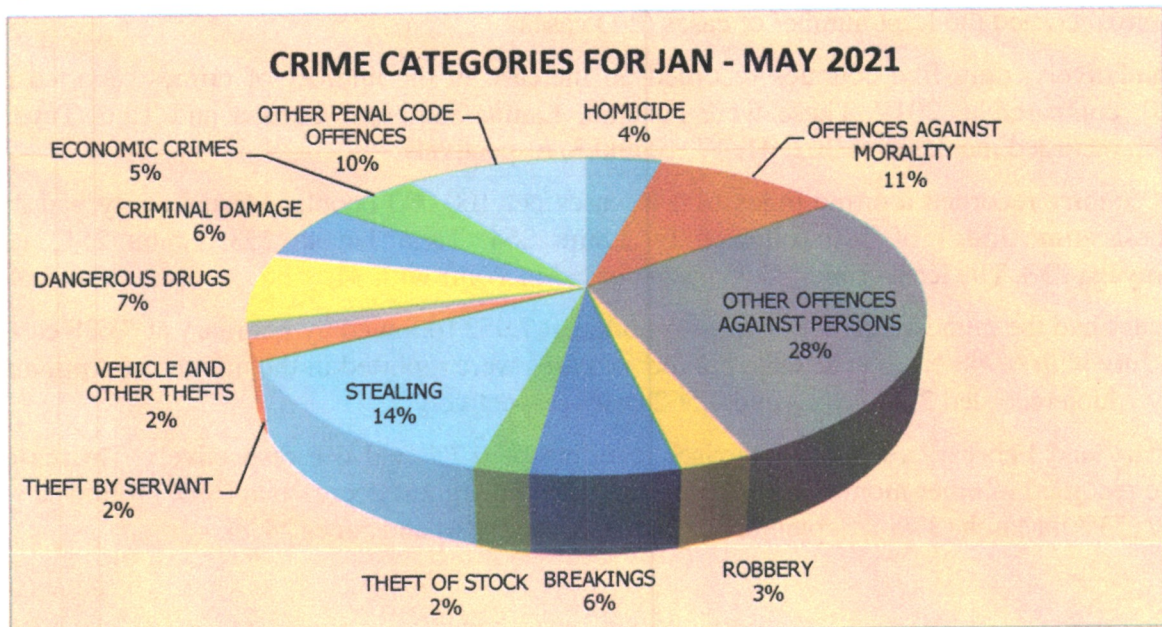


Table 2: Perpetrators and Victims of Crime in the Year 2020

	OFFENCES	ACCUSED		VICTIMS	
		M	F	M	F
1	Homicide	2082	412	1830	663
2	Offences against morality	8139	426	695	7665
3	Other offences against persons	14160	3763	8929	7159
4	Robbery	2502	422	2110	840
5	Breakings	3878	468	2414	1251
6	Theft of stock	1472	131	992	381
7	Stealing	6339	1421	4243	2464
8	Theft by servant	1142	480	876	481
9	Vehicle and other thefts	772	76	606	176
10	Dangerous drugs	3451	609	487	176
11	Serious Traffic offences	241	44	62	30
12	Criminal damage	2688	607	1709	1142
13	Economic crimes	2324	753	1719	1032
14	Corruption	161	34	132	58
15	Offences involving police officers	67	12	39	20
16	Offences involving tourist	43	11	46	16
17	Other penal code offences	4574	1379	2799	1917
	TOTAL	54,035	11,048	29,688	25,471

Males continue to constitute the majority of perpetrators and victims of crime. The number of persons reported to police to have committed crime was 65,083 (54,035 males and 11,048 females). Total victims of crime were 55,159 (29,688 males and 25,471 females). Most of the crimes were committed by persons aged between 30 and 44 years.

In 2020 Nairobi, Kiambu, Meru, Nakuru and Machakos counties recorded the highest number of cases of crime at 5,844, 4353, 4,163, 3,492, 2,842 respectively. On the converse, Wajir County recorded the least number of cases (243 cases).

Cumulatively, only five counties recorded an increase in the number of crimes reported in 2020, compared to 2019. These were Kisumu, Lamu, Samburu, Garissa and Taita Taveta which recorded increases of 202, 41, 17, 10 and 3, respectively.

The country recorded a crime index of 146 cases per 100,000 people. Meru County had the highest crime index of 269 followed by Lamu 264, Taita Taveta 253, Embu 251, and Kirinyaga 238. The least crime index was recorded in Wajir with 31.

January had the highest number of cases reported at 7,952 followed by February at 7,638 cases and July with 6,948 cases. The least number of cases were reported in the months of April and May which recorded 2,276 cases and 3,562 cases respectively.

January and February recorded increases in crime of 0.7% and 6% respectively. Decreases were recorded in other months with April recording the highest decrease at (69%) followed by May (53%), March (37%), September (32%), August (31%) and June (24%).

2. TERRORISM AND VIOLENT EXTREMISM

Terrorism remains a major security threat to the country and the entire Horn of Africa region. Sustained counter-terrorism efforts by the Government, curtailed several Al-Shabaab attacks. However, Al-Shabaab continued its infiltration into several parts of the country, and sustained radicalization and recruitment. Al-Shabaab activities, including attacks, tax (*zakat*) collection and intimidation of locals, were majorly concentrated in Mandera, Wajir, Garissa and Lamu counties.

The Al-Shabaab threat in North Eastern region affected socio-economic activities, especially through disruption of movement of vehicles along the main routes due to ambushes and planting of Improvised Explosive Devices (IED) on roads.

Al-Shabaab continues to radicalize and recruit youth in the region, including Kenyans into their network, besides carrying out terrorist attacks in the country. The group leverages on perceived grievances emanating from social, economic and political factors to radicalize and recruit.

Al-Shabaab is taking advantage of Kenya's porous borders, territorial proximity to Somalia, presence of migrants and existence of sleeper cells to conduct attacks. In addition, Al-Shabaab is increasingly exploiting Information and Communication Technology (ICT) to spread its ideology and propaganda, especially within social media platforms.

In relation to terrorism financing, Al-Shabaab is exploiting mobile money and international money transfer platforms to fund their activities. A connection has been noted between wildlife crimes and terrorism financing, where suspected poachers and terrorists are collaborating.

During the period 1st January to 31st December, 2020 there were 33 terror related incidences as compared to 39 incidences reported in 2019. These included 24 active shooter incidences, seven (7) Improvised Explosive Devices (IED) attacks, two (2) kidnappings and numerous foiled attempts.

In the period 1st January to 30th May, 2021 there were 10 reported terror related incidences. As a result of these incidents, four (4) civilians were killed, nine (9) were injured and three (3) (KNEC officials) were kidnapped in Mandera County. Security officers eventually rescued the kidnapped civilians. Additionally, one (1) Communication mast was destroyed by explosives.

Table 3: Terrorism Incidences for 2019 and 2020

Incidences	2019	2020	Diff	% Diff
Active Shooter	13	24	-11	-85
IED Attacks	21	7	14	67
Kidnapping	5	2	3	60
Total	39	33	6	15

Kenya's continued involvement in the African Union Mission in Somalia (AMISOM) and its sustained counter-terrorism operations along the Kenya-Somalia border; sustained the containment of the Al-Shabaab threat. Additionally, the multi-agency counter-terrorism initiatives including arrests and prosecution as well as enhanced community collaboration, registered significant successes and helped curtail Al-Shabaab activities.

The Government made several interventions regarding Countering Violent Extremism (CVE) including development of a guide on Child Safety and Security against Violent Extremism (CSSAVE) and trained inter-faith dialogue leaders against terrorism. Further, the Government also established the Institute of Security Studies (ISS) in 2020, based at the Kenya School of

Government, to conduct training on Preventing and Countering Violent Extremism (PCVE). In addition, the Kahawa Law Courts that specializes in matters counter-terrorism and organised crime cases was established.

Going forward, the Government will:

- (a) Enhance collaboration with the local communities on information collection;
- (b) Increase efforts towards tackling terrorism financing and money laundering to starve the terrorists of cash;
- (c) Continue the security patrols and operations aimed at curbing smuggling and trade in contraband especially from Somalia;
- (d) Enhance the capacity of specialized security units combating terrorism;
- (e) Pursue the counter terrorism and prevention of violent extremism agenda at the UN Security Council during Kenya's two-year tenure; and
- (f) Develop a rehabilitation programme for violent extremist inmates.

3. BORDER SECURITY: FACILITATION OF SECURE AND LEGITIMATE CROSS BORDER TRADE AND TRAVEL

Porosity of the borders leading to uncontrolled movement of goods and people through non-gazetted border crossings, has abetted transnational organized crimes as well as terrorism. The lack of modern non-intrusive equipment in most of the Points of Entry and Exit (PoEs) has also complicated efforts to prevent entry of contraband goods. The outbreak of the COVID-19 global pandemic also impacted negatively on the facilitation of normal movement of goods and people across the region. Additionally, some of the unresolved boundaries are impeding establishment of border control points.

During the period under review, the Government initiated the following measures to enhance border security;

- Installation of baggage scanners at Malaba and Busia One Stop Border Posts (OSBPs);
- Sealing off of un-official border crossing points in Moyale along the Kenya/Ethiopia border;
- Developed a Kenya Co-ordinated Border Management Program (KCBMP) for Border Officers to enhance whole of Government approach in border security and control; and
- Recommended the establishment of new POEs and Inland Border Control Checks (IBCCs) as per table (i) and (ii) below.

Table 4: Recommended PoEs

S/No	Proposed Site	Location
1	Lokiriyama	Turkana County - Kenya Uganda border
2	Illeret	Turkana County - Kenya Ethiopia border
3	Konyau	West Pokot County - Kenya Uganda border
4	Olposimuro	Narok County - Kenya Tanzania border
5	Todonyang	Turkana County - Kenya Ethiopia border

Table 5: Recommended IBCCs

S/No	Proposed Site	Transport Corridor
1.	Sabaki Bridge - Kilifi County	Malindi-Lamu and Malindi Garsen
2.	Garissa-Hola Junction - Tana River County	Mwingi - Garissa Garsen- Garissa
3.	Sarova Shaba Junction-Isiolo County	Isiolo- Moyale

Going forward, the Government is committed to:

- (a) Gazettement and establishment of the recommended POEs and IBCCs;
- (b) Sealing off unofficial border crossings adjacent to POEs;
- (c) Continuous Training of Officers working at POEs on Kenya Co-ordinated Border Management Program (KCBMP); and
- (d) Installation of cargo and baggage scanners at all POEs.

4. CYBER CRIMES AND INFORMATION SECURITY THREATS

The Kenya Information and Communications Act, 1998, mandates the communications Authority of Kenya (CA) to develop a national cyber security management framework. It is in this regard, and in order to mitigate cyber threats and foster a safer Kenyan cyberspace, the Government established the National Kenya Computer Incident Response Team – Co-ordination Centre (National KE-CIRT/CC). The National KE-CIRT/CC is a multi-agency collaboration framework which is responsible for national co-ordination of cyber security.

Information and Communication Technologies (ICT) are key enablers of Kenya’s socio-economic transformation. Following increased adoption of ICT, the country’s vulnerability within the cyber space keeps increasing as demonstrated in the table below which shows the total number of cyber threat incidents detected over the last four (4) financial years:

Table 6: Cyber Threat Incidents Detected

S/No.	Financial Year (FY)	Total Cyber Threat Incidents Detected
1.	FY 2016/2017	7,755,498
2.	FY 2017/2018	23,815,972
3.	FY 2018/2019	51,903,286
4.	FY 2019/2020	110,903,069

In addition, the COVID-19 pandemic has resulted in significant shifts in the way Kenyans operate online. These shifts include remote working, online learning, and the increased uptake of social media and e-commerce. These changes have increased our vulnerability online with cyber criminals leveraging on these shifts to execute increasingly complex cyber-attacks.

During the period under review, there was a significant increase in phishing attacks, data breaches, fake news, ransomware, impersonation, false publications, incitement, online fraud, cyber bullying and harassment, as well as child online abuse amongst others.

It is against this background that the Communication Authority undertook to design and develop a Cyber-security Readiness and Resilience Measurement Tool for purposes of determining the national cyber-security posture. The design and deployment of this tool is a

strategic activity in the Authority's Strategic Plan 2018-23 that seeks to establish the cyber readiness and cyber resilience levels of organizations and the general public in Kenya.

The proposed cyber-security readiness and resilience measurement tool will assess five key domains namely: governance and policy; technology and infrastructure; capacity and development; risk, continuity and incidents; vulnerabilities and forensics. The tool seeks to collect information from critical infrastructure service providers and strategic public and private organizations whose cyber-security posture is critical to national cyber-security. In addition, the Tool will assess the general public's cyber awareness and cyber hygiene levels.

The objectives of the proposed cyber-security readiness and resilience measurement Tool is to:—

- (i) Map out the Kenyan cyber-security architecture;
- (ii) Map out the various key stakeholders in Kenya's cyber-security architecture;
- (iii) Identify key cyber readiness elements critical and relevant to Kenya's national cyber-security;
- (iv) Identify key cyber resilience elements critical and relevant to Kenya's national cyber-security;
- (v) Assess the cyber readiness and cyber resilience elements within the identified key stakeholders, with the goal of calculating a homegrown cyber readiness and cyber resilience index;
- (vi) Identify key gaps and challenges affecting Kenya's national cyber readiness and resilience; and
- (vii) Develop a national cyber readiness and cyber resilience strategy to address the key challenges and gaps.

Other measures that the Government undertook during the period to combat cyber-crime include;

- The establishment of the National Security Telecommunication Service (NSTS), an initiative that will allow security agencies to better deal with emerging threats in the cyberspace; and
- The appointment of a Data Commissioner which will go a long way in ensuring enforcement of the Data Protection Act, regulation of data controllers, research and international co-operation in data protection.

Going forward, the Government is working on:

- Bridging of the skills and technology gap among law enforcement officers and prosecution, especially in money laundering, crypto currency and chain of custody of digital evidence; and
- Enforcing of applicable laws, including the Data Protection Act, 2019, and the Computer Misuse and Cyber-crimes Act, 2018; and conducting regular reviews of the legislations to ensure effective response to the dynamism of cyber-crime.

5. DOCUMENT FRAUD AND IDENTITY THEFT

Most transnational crimes, including terrorism, human trafficking and money laundering are committed by individuals who falsify identification documents. The individuals exploit gaps in registration services to acquire the documents fraudulently. This is attributed partly to lack of an interface between the Department for Immigration, National Registration Bureau (NRB),

Civil Registration Services (CRS), Refugee Affairs Secretariat (RAS) and Integrated Population Registration Services (IPRS) operating systems, which make it difficult to verify primary and supporting documents. The fraudulently acquired documents are subsequently used to gain access into government installations, secure public sector jobs, and run criminal activities.

During the period under review, the Government employed the following measures to contain document fraud and identity theft:

- (i) Initiated integration of ICT System framework;
- (ii) Procurement of e-passport system and passport booklets;
- (iii) Introduction of queue management system in immigration services, issuance of police clearance and driving certificates;
- (iv) Digitization of records in some of the government institutions, including Immigration Services, NRB, IPRS and CRS;
- (v) Enhanced e-visa application and processing system; and
- (vi) Automation of work permits issuance and printing.

Going forward, the Government is committed to:

- (i) Ensure the interfacing of NRB, CRS, RAS and Immigration Services into IPRS systems;
- (ii) Enhance the full rollout of National Integrated Identity Management System (NIIMS);
- (iii) Enhance the capacity of automatic data backup/recovery software; and
- (iv) Escalate a new e-visa system into a holistic Integrated Border Management System, connected to passport and other systems; and capable of replacing or running parallel to the Personal, Identification, Secure, Comparison, Evaluation System (PISCES).

6. TRANSPORT SECURITY

In the period January to December 2020, the country faced security challenges associated with the transport sector. These included security concerns related to the Boda-boda sub-sector, traffic accidents, fraudulent motor vehicle registration, maritime, airspace and aviation safety and security.

(a) Boda-boda Sector security concerns

The Boda-boda sub-sector is estimated to employ over 1.35 Million youth and contributes about KSh. 400 million to Kenya's economy daily. However, some of the players in the sector have been linked to robberies, causing death by dangerous riding, breach of public order, murder, kidnapping and abduction; possession and usage of dangerous drugs; rape and defilement; as well as smuggling of illegal firearms and contrabands.

To address these challenges, the Government has purposed to strengthen the management and leadership of the sector; enhance the capacity of Boda-boda stakeholders; and improve documentation and data management of all stakeholders in the sector.

In pursuit of these, the Government, in collaboration with the Boda-boda Safety Association of Kenya:

- (i) Launched the Boda-boda Information Management System (BIMS) that aims at tracking deviant riders;
- (ii) Launched Boda-boda Investment Scheme to help Boda-boda riders pool financial resources to improve their socio-economic welfare;
- (iii) Carried out County Boda-boda Sensitization Forums across the country; and

- (iv) Initiated the process of training 7,000 Trainers of Trainers (ToTs) drawn from the National Youth Service (NYS) to carry out behaviour change training for the riders across the country.

(b) Road Traffic Accidents

Between January and December 2020, there were 8,918 cases of road traffic accidents as compared to 7,187 cases in 2019, being an increase of 1,731 cases or (24%). These accidents led to 3,975 deaths in 2020 as compared to 3,575 in 2019, an increase of 400 deaths or (11%).

Total fines collected by the courts decreased by Ksh.425, 298,800 or (76%) from KSh.556, 588,630 in 2019 to KSh.131, 289,830 in 2020.

Table 7: Accidents and Victims for 2020

ACCIDENTS				
	Jan-Dec 2019	Jan-Dec 2020	Variance	% Var.
FATAL	3083	3514	431	13.9
SERIOUS	3292	4372	1080	32.8
SLIGHT	812	1032	220	27.1
TOTAL	7187	8918	1731	24.1
VICTIMS				
	Jan-Dec 2019	Jan-Dec 2020	Variance	% Var.
FATAL	3575	3975	400	11
SERIOUS	6894	8027	1133	16
SLIGHT	5193	4968	-225	-4
TOTAL	15662	16970	1308	8

Table 8: Fines from Traffic Offences

FINES			
Jan-Dec 2019	Jan-Dec 2020	Variance	% Var.
556,588,630/=	131,289,830/=	-425,298,800/=	-76

Between January and May 2021 a total of 3,907 cases of road traffic accidents were reported. 1,773 people lost their lives in these accidents. 3,823 people sustained serious injuries, while 2,033 people sustained slight injuries. The total fines collected were KSh. 59,870,900 in 2021.

Table 9: Accidents and Victims for January to May, 2021

	ACCIDENTS				VICTIMS			
	2020	2021	Variance	% Var	2020	2021	Variance	% Var
Fatal	1179	1564	385	33	1330	1773	443	33
Serious	1529	1914	385	25	2735	3823	1088	40
Slight	359	429	70	19	1916	2033	117	6
TOTAL	3067	3907	840	27	5981	7629	1648	28

(a) Fraudulent motor vehicle Registration

Fraudulently registered motor vehicles have been used to commit criminal activities in the country. Further, the importers of these vehicles evade duty payable hence loss of revenue for the Government. The cleaning up of the motor vehicle data base, adoption of new generation number plates with tamper proof chip technology and introduction of an electronic motor vehicle registration certificate (e-logbook) with improved security features, is expected to address fraud in motor vehicle registration.

(b) Maritime Security

The Government is committed to ensure a secure environment in Kenya's maritime space to enable free sea commerce including legitimate, optimal and sustainable use of ocean-based resources. Multi-agency efforts to protect our waters from illegal, unregulated and unreported fishing while also deterring environmental degradation are on-going. In addition, the country is co-operating with partners under bilateral and multilateral arrangements with a view of combating and suppressing piracy, and providing support towards securing inland waters.

Further, our security agencies are committed to curbing human, drug and contraband trafficking at sea. These combined efforts have led to deterrence and interdiction of threats. The Government is also employing several measures to address the threat to Kenya's sovereignty and territorial integrity on terms aligned with our interests as regards to the maritime boundary dispute case with the Federal Republic of Somalia.

(c) Air Space Security and Aviation Safety

The Government is implementing policies to safeguard Kenya's airspace against Remotely Piloted Aircraft Systems (RPAS) which pose a threat to aviation safety and may be exploited by criminal elements to further their activities. Kenya is also upgrading and integrating its overall air defence capabilities. In this context, a number of new RADAR sites have been established in order to address identified gaps.

In addition, the Government inaugurated the National Air Support Department (NASD) that will co-ordinate the operations of Government air assets, an initiative to promote aviation safety by standardizing training while also optimizing resource utilization and maintenance.

7. POLITICAL INTOLERANCE

The containment measures by the Government to curb the spread of COVID-19 slowed down political activities in the country. However, the easing of the containment measures has resulted in heightened political activities, with cases of political intolerance being reported in some parts of the country. The impending general elections may exacerbate the situation, hence the need to remain vigilant and employ early warning mechanisms.

The Government is committed to dealing with any persons instigating and/or funding acts of political violence. Through the national security agencies and the National Cohesion and Integration Commission (NCIC), the Government will continue to monitor and respond to developments in the political scene in line with the provisions of the law.

8. INTER-COMMUNAL CONFLICTS

Social interactions between Kenyan communities by and large have remained cordial. However, in some areas, the country experienced inter-communal conflicts largely driven by livestock raids, unresolved land and boundary disputes, political incitement, as well as competition for resources. The conflicts were mainly witnessed in parts of Marsabit, Turkana, Baringo, Isiolo, Garissa, Tana River, Kitui, Narok, Nakuru, Taita Taveta and Kiambu Counties. Similarly, some frontier counties particularly Turkana, West Pokot and Marsabit, faced incursions and hostilities by cross-border communities. Some of these conflicts led to loss of lives and livelihoods; and, disrupted normal operations of institutions of learning.

The perennial conflict between the Turkana and Pokot communities over claims of ownership of Kapedo area, has resulted in displacement of the people, loss of lives and livelihoods. The ripple effect of the animosity is felt in Baringo, Turkana, West Pokot and Samburu counties. The Government has continued to sustain the disarmament exercise and security operations to pacify the area.

In Marsabit County, the conflict between members of the Borana and Gabra communities over political supremacy and ethnic rivalry has been identified as the main cause of conflict. The county recorded security incidents in Forole and Moyale along the Kenya-Ethiopia border.

In Nakuru County, the conflict was between the Ogiek and the Kipsigis living in Njoro Sub-County on one hand and the Maasai and the Kipsigis along the Nakuru-Narok boundary on the other, largely driven by contentious land ownership. In addition, persisting conflict between the Borana and Somali communities along the boundary of Isiolo and Garissa counties triggered skirmishes which led to deaths and injuries.

During the period under review, the country witnessed significant developments in resolving inter-communal conflicts. A case in point was signing of agreements between the County Governments of Taita Taveta, Kajiado and Kwale. The agreements positively improved relations between the communities living in the areas.

In addressing these conflicts, the Government in collaboration with the respective County governments initiated the following measures:

- (a) Bolstered security operations under the multi-agency approach;
- (b) Enhanced alternative dispute resolution mechanisms;
- (c) Established County Early Warning Response centres; and
- (d) Conducted disarmament operations in the affected counties.

Going forward, the Government is working on fast-tracking the finalization of the Inter-Governmental Relations Framework; continuing with peace building efforts and implementation of co-ordinated disarmament exercises, besides resolving underlying boundary and land conflicts. To this end, Parliament is urged to establish an independent commission to determine the county boundaries, as provided for in Article 188 of the Constitution of Kenya, 2010.

9. CATTLE RUSTLING AND STOCK THEFT

Cattle rustling and stock theft incidents have continued to be experienced amongst the pastoralist communities. The vice is largely attributed to commercialization of cattle rustling, proliferation of small arms, competition for scarce natural resources and territorial control.

In the period 1st January to 31st December, 2020, a total of 262 cases of cattle rustling were recorded as compared to 254 cases in 2019, an increase of 3%. A total of 32 people were killed and 47 others injured. Marsabit County recorded the highest number of cases. It had 46 cases which account for 18% of the total cases reported. It was followed by Samburu, Turkana, Baringo and Laikipia Counties with 33, 32, 31 and 29 cases respectively.

In the period 1st January to 31st May, 2021 a total of 268 cases of cattle rustling and stock theft were reported that resulted in the loss of 23,833 livestock with 9,396 recoveries. 51 people were killed while 48 others injured. A total of 115 people were arrested.

Table 10: Cattle Rustling Figures for January- December 2020

CATTLE RUSTLING JAN-DEC 2020																
COUNTY	RAIDS	PERSONS			LIVESTOCK STOLEN						LIVESTOCK RECOVERED					
		KILLED	INJURED	ARRESTED	CATTLE	GOATS	SHEEP	CAMEL	OTHERS	TOTAL	CATTLE	GOATS	SHEEP	CAMEL	OTHERS	TOTAL
BARINGO	31	0	8	0	428	969	0	10	0	1407	277	872	173	1	0	1323
E. MARAKWET	5	0	0	0	13	0	0	0	0	13	34	0	0	0	0	34
ISIOLO	23	1	1	2	393	2000	38	101	0	2532	391	1739	27	57	0	2214
KAJIADO	2	0	0	0	57	0	0	0	0	57	44	57	0	0	0	101
KIAMBU	14	1	3	0	191	206	0	0	3	400	60	41	0	0	0	101
KITUI	1	0	0	2	2	0	0	0	0	2	2	0	0	0	0	2
LAIKIPIA	29	5	5	6	398	291	300	0	10	999	383	361	114	0	8	866
MACHAKOS	1	0	1	0	0	12	8	0	0	20	0	0	0	0	0	0
MAKUENI	1	0	0	0	0	20	0	0	0	20	0	0	0	0	0	0
MARSABIT	46	4	7	7	798	4523	55	421	1	5798	254	2933	4	206	1	3398
MERU	26	5	6	8	957	249	21	0	3	1230	452	15	0	0	2	469
NAKURU	1	0	0	0	11	0	0	0	0	11	1	0	0	0	0	1
NAROK	10	0	2	10	80	34	87	0	0	201	9	18	7	0	0	34
SAMBURU	33	9	4	25	331	665	188	59	9	1252	112	597	171	51	0	931
TURKANA	32	7	10	0	946	3700	950	104	170	5870	231	2620	620	57	91	3619
WAJIR	4	0	0	0	44	700	0	273	0	1017	4	0	0	273	0	277
W. POKOT	3	0	0	0	13	0	0	0	0	13	11	0	0	0	0	11
TOTAL	262	32	47	60	4,662	13,369	1,647	968	196	20,842	2,265	9,253	1,116	645	102	13,381

Table 11: Stock Theft Figures for January- December 2020

COUNTY	NO. OF CASES	PERSONS			LIVESTOCK STOLEN						LIVESTOCK RECOVERED					
		KILLED	INJURED	ARRESTED	CATTLE	GOATS	SHEEP	CAMEL	OTHERS	TOTAL	CATTLE	GOATS	SHEEP	CAMEL	OTHERS	TOTAL
Baringo	15	0	4	6	255	437	0	4	0	696	212	434	0	4	0	650
Bungoma	10	1	3	12	11	1	2	0	1	15	9	1	2	0	1	13
Busia	3	0	1	0	2	0	0	0	1	3	1	0	0	0	1	2
Elgeyo Marakwet	3	0	0	1	2	0	24	0	0	26	2	0	24	0	0	26
Homabay	1	0	0	0	5	0	0	0	0	5	5	0	0	0	0	5
Isiolo	10	1	1	4	43	3	23	60	0	129	41	3	10	43	0	97
Kajiado	1	0	0	3	2	0	0	0	0	2	2	0	0	0	0	2
Kakamega	16	6	10	9	20	0	7	0	0	27	20	0	7	0	0	27
Kericho	2	0	2	2	2	0	0	0	0	2	1	0	0	0	0	1
Kiambu	7	1	0	0	12	27	44	0	0	83	1	9	28	0	0	38
Kilifi	1	1	0	0	1	0	0	0	0	1	1	0	0	0	0	1
Kirinyaga	3	0	0	1	5	0	0	0	0	5	3	0	0	0	0	3
Kisii	5	1	0	2	12	0	0	0	0	12	7	0	0	0	0	7
Kisumu	16	0	0	6	45	3	3	0	0	51	23	1	2	0	0	26
Kitui	3	0	0	2	2	63	0	0	0	65	2	60	0	0	0	62
Laikipia	22	5	4	5	341	55	252	0	5	653	307	123	52	0	3	485
Machakos	15	0	0	0	67	93	6	0	0	166	10	0	0	0	0	10
Makueni	2	0	0	0	21	32	7	0	0	60	21	12	7	0	0	40
Marsabit	9	1	2	0	341	762	4	67	1	1175	76	150	4	67	1	298
Meru	19	4	2	6	315	126	33	0	2	476	151	15	4	0	1	171

COUNTY	NO. OF CASES	PERSONS			LIVESTOCK STOLEN						LIVESTOCK RECOVERED					
		KILLED	INJURED	ARRESTED	CATTLE	GOATS	SHEEP	CAMEL	OTHERS	TOTAL	CATTLE	GOATS	SHEEP	CAMEL	OTHERS	TOTAL
Migori	5	0	2	0	13	0	0	0	0	13	7	0	0	0	0	7
Muranga	4	0	0	3	5	44	0	0	0	49	4	44	0	0	0	48
Nakuru	23	0	0	7	91	59	252	0	0	402	43	47	56	0	0	146
Nandi	2	0	0	2	5	0	0	0	0	5	4	0	0	0	0	4
Narok	18	0	2	12	200	103	39	0	0	342	42	29	7	0	0	78
Nyamira	20	0	2	22	37	7	0	0	0	44	33	7	0	0	0	40
Nyandarua	31	0	0	14	35	19	140	0	27	221	25	6	53	0	0	84
Nyeri	3	0	2	1	0	0	55	0	0	55	0	0	38	0	0	38
Samburu	5	0	0	0	76	122	171	0	0	369	33	80	171	0	0	284
Siaya	1	0	0	0	3	0	0	0	0	3	0	0	0	0	0	0
T. Taveta	1	0	0	0	42	0	0	0	0	42	42	0	0	0	0	42
Trans Nzoia	8	0	0	3	26	1	3	0	0	30	21	1	3	0	0	25
Turkana	10	4	3	0	650	1123	150	53	125	2101	170	170	120	6	50	516
Uasin Gishu	5	0	0	2	34	0	0	0	0	34	5	0	0	0	0	5
Vihiga	2	0	0	0	7	0	0	0	0	7	4	0	0	0	0	4
Wajir	2	0	0	0	49	700	0	0	0	749	8	0	0	0	0	8
W. Pokot	3	0	0	0	20	0	0	0	0	20	2	0	0	0	0	2
Total	306	25	40	125	2797	3780	1215	184	162	8138	1338	1192	588	120	57	3295

10. ORGANIZED CRIMINAL GANGS

The activities of organized criminal gangs posed security challenges during the period under review. These gangs include *Wakali Kwanza*, *Wakali Wao*, *Wajukuu wa Bibi*, *Chafu ya Docks*, *Waroma*, *Temeke*, *Watalia*, Mombasa Republican Council (MRC) and *Warembo wa Sukari* in the Coast region and the *Superpower*, *42 Brothers*, *Taliban*, *Kamjesh*, *Hapana Tambua*, *Gaza* and *Kibra Vigilant Security Team* in Nairobi.

Others include: Super Striker and Confirm in Nakuru; *Angola- Musumbiji*, and remnants of Sabao Land Defence Forces (SLDF) in western Kenya region; *Kamagira* in Kiambu County, and *Mungiki* in parts of Central and Rift Valley regions; as well as *Sungusungu* and *Sangwenya* in Nyanza.

Most of these gangs are involved in extortion, harassment of locals, house break-ins and robbery. In addition, there is a trend whereby some members of criminal gangs are recruited by drug traffickers as conduits for drug peddling. The groups include *Kamagira*, confirm & super striker, *Wakali Wao*, *Waroma* and MRC.

These criminal gangs target for recruitment young people aged between 11 and 25 years who are vulnerable due to unemployment, poverty and perceived marginalization. Further, the period witnessed reactivation of some criminal groups by politicians and increased infiltration of the *Bodaboda* sector by gangs.

As the country approaches the electioneering period, there is likelihood that some of these gangs will attempt to strengthen their capacities by recruiting more members. Additionally, some may be sponsored by rogue politicians and unscrupulous businessmen to intimidate perceived enemies and competitors.

The Government has initiated the following measures to address this threat:

- (a) Implemented the National Hygiene Programme (*Kazi Mtaani*) to cushion the youth from economic vulnerabilities arising from the COVID-19 pandemic; and also mentor the youth on entrepreneurial skills;
- (b) Implemented the public service internship programme to give the youth the necessary job and life skills;
- (c) Enhanced multi-agency co-ordination, security patrols and crackdown on criminal groups;
- (d) Sustained implementation of the *Nyumba Kumi* initiative to bolster community policing; and
- (e) Intensified crackdowns on criminal gangs.

11. HUMAN TRAFFICKING

Human trafficking remains a concern to the Government of Kenya. Majority of the trafficked victims are Kenyans and illegal immigrants mainly from Somalia, Ethiopia, South Sudan, Tanzania, Rwanda, Pakistan and India. The trans-national human trafficking syndicates mainly relocate the trafficked victims to Southern Africa, Europe, USA, Asia, China and the Gulf Cooperation Council Countries especially the United Arab Emirates (UAE), Saudi Arabia and Qatar.

The vice is mainly driven by regional conflicts, drought, hunger, poverty, unemployment and persecution. Corruption, porous borders and the presence of refugee camps have also been cited as some factors facilitating the crime. Other factors fuelling the menace include presence of trans-national networks spanning the East Africa and Horn of Africa regions; and, the complexity of prosecuting trafficking syndicates e.g. reluctance by victims to testify and lack of robust collaboration with destination countries.

In the period between 1st January and 31st December, 2020 there was a decline in recorded cases of human trafficking. There were 4,426 reported cases compared to 5,452 cases the previous year. There was also an increase in child trafficking activities in health facilities and protection institutions, particularly children homes under the guise of provision of child welfare.

In the period 1st January to 31st May, 2021 a total of 330 aliens and undocumented immigrants were arrested across the country. These included 92 Ethiopians, 85 Eritreans, 74 Somalis and 55 Burundians among other nationalities.

The Government undertook the following interventions to address human trafficking during the period under review:

- (a) Enhanced security cooperation to counter trafficking in persons through multi-agency collaboration;
- (b) Continued the profiling of human trafficking syndicates and document forgery cartels;
- (c) Sustained the crackdown on illegal document facilitation cartels;
- (d) Enhanced the capacity of anti-human trafficking and child protection units established under the National Police Service;
- (e) Enhanced the capacity of criminal justice system on anti-human trafficking; and
- (f) Enhanced collaboration with international partners.

Going forward, the Government is working on:

- (a) Enhancing the enforcement of the Counter-Trafficking in Persons Act of 2010 and other related laws;
- (b) Establishing Government-operated rescue centres to aid victims;
- (c) Fast-tracking the enactment of the National Migration Bill, in collaboration with Parliament; and
- (d) Increasing data collection and data sharing among relevant agencies on law enforcement and victim identification efforts.

12. DRUG TRAFFICKING AND SUBSTANCE ABUSE

(a) Drug Trafficking

Drug trafficking remained a threat to the country's security in the period under review. Drug trafficking cartels conducted their activities by facilitating movement of narcotics destined for Kenya and other parts of the world particularly Europe and North America through illegal entry points. Additionally, trans-national drug traffickers also used Kenya as a transit hub for illicit drugs originating from South America, Asia and East Africa.

The most trafficked drugs include: cocaine, heroin, cannabis, and synthetic drugs like methamphetamine and Mandrax. Within the country, drug trafficking was prevalent at the Coast, Nairobi, Central, Western, Nyanza and Eastern Regions.

During the period under review, the drug trafficking cartels changed tact and increasingly used parcels services to conceal illicit drugs as well as *Boda-boda* operators and street families as couriers. The most commonly abused drug was bhang, while the most trafficked drugs were bhang, cocaine and heroin.

In the period 1st January to 31st December, 2020, a total of 3,122 suspects were arrested and prosecuted for drug related offences.

Table 12: Drug Related Offences for the Year 2020

DRUG TYPE	OFFENCES			QUANTITY											
	PERSONS ARRESTED	POSSESSION	CULTIVATION	TRAFFICKING	KENYANS	FOREIGNERS	PELLETS	SACHETS	TABS	KGS/GRMS	ROLLS	BALES	PLANTS	BROOMS	STONES
BHANG	3009	2486	79	444	2984	25	78.5	1036	53	9693	88961.4	1109	7491	5533	895
SHISHA	0	0	0	0	0	0	0	0	0	3	0	0	0	0	0
HEROINE	82	52	0	30	76	6	54	1180	0	8.043	123	7	0	0	0
COCAINE	28	14	0	14	23	5	9	260.85	0	0.229	0	0	0	0	0
COZEPAM TABS	3	3	0	0	3	0	0	0	35	0	0	0	0	0	0
TOTAL	3122	2555	79	488	3086	36	142	2476.85	88	9704	89084.4	1116	7491	5533	895

Table 13: Drug Related Offences for the Period January to May, 2021

DRUG TYPE	OFFENCES			QUANTITY											
	PERSONS ARRESTED	POSSESSION	CULTIVATION	TRAFFICKING	KENYANS	FOREIGNERS	PELLETS	SACHETS	TABS	KGS/GRMS	ROLLS	BALES	PLANTS	BROOMS	STONES
BHANG	1046	877	31	138	1018	28	2	371	209	2998.288	24004	88	1530	1050	275
HEROINE	21	13	0	8	19	2	0	417	1	6.103	0	0	0	0	0
COCAINE	2	1	0	1	2	0	0	0	1	0.1	0	0	0	0	0
TOTAL	1069	891	31	147	1039	30	2	788	211	3004.491	24004	88	1530	1050	275

During the period January to December 2020 a total of 3,122 suspects were arrested and prosecuted for drug related offences. On the other hand, between January and May 2021 a total of 1,069 people (1039 Kenyans and 30 foreigners) were arrested for drug related offences that included possession, cultivation and trafficking. 891 of those arrested were found in possession of drugs, 147 were involved in trafficking while 31 were found cultivating. A total of 788 sachets, 211 tabs, 3004 kilograms, 24,004 rolls, 1,530 plants, 1050 brooms, 275 stones and 2 pellets of different types of drugs were netted by Police.

The highest numbers of arrests were in Central Region with 244 followed by Rift Valley 202, Eastern 174, Coast 141, and Nairobi 122.

The Government undertook the following measures to address drug trafficking:

- (i) Sustained the crackdown and disruption of narco-trafficking networks by multi-agency teams;
- (ii) On the spot testing of drug samples during seizure operations; and
- (iii) Increased collaboration with USA Drug Enforcement Unit to deal with organized drug trafficking networks.

Going forward, the Government is working on:

- (i) Fast-tracking the enactment of the Narcotics and Psychotropic Substances (Control) (Amendment) Bill;
- (ii) Enhancing the capability of the criminal justice system in combating drug-related issues;
- (iii) Ensuring prosecution of corrupt public officers who collude with traffickers;
- (iv) Increasing international cooperation to curtail the vice; and,
- (v) Freezing assets belonging to drug traffickers and financiers.

(b) Substance Abuse

Substance abuse continues to impact negatively on a section of the Kenyan population. The health and economic sectors of the country bear the largest burden of the negative effects of this abuse.

The most commonly abused substance is bhang, which is grown locally and also trafficked into the country through the western and northern borders of the country. Others include heroin and cocaine which are mostly trafficked into the country.

The fight against substance abuse has been undermined by a number of challenges, including inadequate rehabilitation centres and reluctance of victims to undergo rehabilitation.

13. ILLICIT BREWS

Kenya faces a number of challenges as far as alcohol and drug abuse is concerned. The problem has a negative impact on the country's socio-economic status and overall productivity of individuals.

Consumption of illicit brews and substance abuse is rampant especially among the youth. Some of the illicit brews find their way into the country from across the borders, packaged in easily portable and lowly priced sachets.

The lengthy closure of institutions of learning as part of COVID-19 containment measures witnessed a growing number of young people engaging in consumption of illicit brews and substance abuse.

Table 14: Illicit Brews the Period January to December 2020

COUNTY	MANUFACTURERS		ARRESTS		RETAILERS		ARRESTS		TOTALS			
	ARRESTED	TAKEN TO COURT	AMOUNT OF LIQUOR NETTED (LTRS)	ARRESTED AND TAKEN TO COURT	AMOUNT OF LIQUOR NETTED (LTRS)	TAKEN TO COURT	ARRESTED	TAKEN TO COURT	PERSONS ARRESTED	AMOUNT OF LIQUOR NETTED (LTRS)	TOTAL AMOUNT OF LIQUOR DESTROYED	
1 BUNGOMA	52	52	2415	2	80	77	77	60	60	190	4077.5	23584
2 BARINGO	20	20	325	0	0	1	1	0	0	1	0	2110
3 BOMET	231	231	13276.5	6	360	138	138	213	208	561	18909.5	32190
4 BUSIA	25	25	2554	2	680	71	71	42	42	133	4001.5	7941
5 E. MARAKWET	2	2	470	0	0	3	3	9	9	14	595	0
6 EMBU	10	10	970	0	0	12	12	17	17	32	1079	1150
7 GARISSA	1	1	40	0	0	1	1	0	0	2	60	0
8 HOMABAY	51	51	4557	3	88	84	84	66	66	190	7292	123730
9 ISIOLO	2	2	80	0	0	5	0	0	0	5	463	0
10 KAJIADO	0	0	0	0	0	0	0	0	0	0	0	0
11 KAKAMEGA	121	121	8293	4	105	185	185	105	104	411	12730	99905
12 KERICHO	73	73	8245	8	536	79	79	127	127	259	10188	38440
13 KIAMBU	18	18	1140	0	0	40	40	170	170	225	2859	16340
14 KILIFI	0	0	0	0	0	0	0	0	0	0	0	0
15 KIRINYAGA	42	42	2097	11	190	104	104	67	67	222	3952	11630
16 KISII	77	77	9310	5	380	93	89	64	64	220	9500	38360
17 KISUMU	71	71	6290	4	1193	235	233	125	125	390	9665.5	60470
18 KITUI	9	9	408	0	0	7	7	6	6	21	576	750
19 KWALE	0	0	0	0	0	1	1	0	0	1	190	0
20 LAIKIPIA	4	4	445	0	0	8	8	10	10	22	718	1750
21 LAMU	4	4	230	0	0	0	0	0	0	0	0	0

COUNTY	MANUFACTURERS			ARRESTS		RETAILERS			ARRESTS		TOTALS		TOTAL AMOUNT OF LIQUOR DESTROYED
	ARRESTED	TAKEN TO COURT	AMOUNT OF LIQUOR NETTED (LTRS)	ARRESTED AND TAKEN TO COURT	AMOUNT OF LIQUOR NETTED (LTRS)	ARRESTED	TAKEN TO COURT	AMOUNT OF LIQUOR NETTED (LTRS)	ARRESTED	TAKEN TO COURT	PERSONS ARRESTED	AMOUNT OF LIQUOR NETTED (LTRS)	
22	10	10	962	0	0	0	0	0	0	0	2	240	1480
23	6	6	830	0	0	4	4	69	0	0	1	0	0
24	0	0	0	0	0	0	0	0	0	0	0	0	0
25	0	0	160	0	0	0	0	0	0	0	0	160	120
26	9	8	465	0	0	7	7	181	11	11	25	477	940
27	65	65	4398	11	289	157	157	3287	130	130	328	7271	12355
28	1	1	10	0	0	16	16	288.5	23	23	40	298.5	3120
29	48	48	12498	3	100	48	48	1586	47	47	112	10873	40390
30	246	246	34129	10	162	2623	2622	35372	3784	3784	4503	59632	210083
31	103	103	18985	4	173	250	250	7870	295	295	546	24242	36400
32	136	136	14853	2	225	112	112	5453	46	46	296	20086	15000
33	5	5	565	0	0	9	9	230	6	6	19	765	0
34	116	114	14521	3	20	193	193	6276.5	82	82	347	18758.5	63890
35	21	21	1540	0	35	31	31	933	46	46	98	2508	4700
36	32	32	2583	0	0	40	40	1298	41	41	112	3866	13240
37	4	4	810	0	0	2	2	80	0	0	6	890	0
38	60	59	5403	5	80	123	123	2546.5	70	70	230	6980	20855
39	0	0	0	0	0	0	0	0	0	0	0	0	0
40	0	0	0	0	0	3	3	240	0	0	3	240	0
41	14	14	1970	0	0	18	18	483	13	13	42	2373	3140
42	109	92	13587	17	405	887	618	15005	188	184	956	19811	65460
43	9	9	755	0	0	8	8	165	0	0	10	245	3780

COUNTY	MANUFACTURERS			ARRESTS		RETAILERS			ARRESTS		TOTALS		TOTAL AMOUNT OF LIQUOR DESTROYED
	ARRESTED	TAKEN TO COURT	AMOUNT OF LIQUOR NETTED (LTRS)	ARRESTED AND TAKEN TO COURT	AMOUNT OF LIQUOR NETTED (LTRS)	ARRESTED	TAKEN TO COURT	AMOUNT OF LIQUOR NETTED (LTRS)	ARRESTED	TAKEN TO COURT	PERSONS ARRESTED	AMOUNT OF LIQUOR NETTED (LTRS)	
44	49	49	9351	0	0	79	79	8779	72	72	195	17340	89385
45	22	22	2590	8	440	39	38	3337	45	45	114	6367	17300
46	0	0	0	0	0	0	0	0	0	0	0	0	0
47	0	0	0	0	0	0	0	0	0	0	0	0	6000
TOTAL	1878	1857	202110.5	108	5541	5793	5511	123342	5980	5970	10884	290279	1065988

During the period January to May 2021, a total of **127,489.5 litres** of illicit brew were netted. Another **511,729 litres** were destroyed and **7,817** persons arrested for consumption, brewing, distribution and retailing.

The Government is committed to ensuring a safer and healthier nation that is free of illicit brews through strengthening collaboration between law enforcement agencies and the County Governments, including sustained crackdown on second generation liquor.

14. REFUGEES AND ASYLUM SEEKERS

Kenya has a long history of hosting refugees and asylum seekers from her neighbours owing to instability in Somalia, South Sudan, Democratic Republic of Congo, Ethiopia, Burundi, Sudan, Uganda, Eritrea and Rwanda. Kenya's refugee management is anchored on its encampment policy, with the two major camps being the Dadaab Refugee Complex and the Kakuma Refugee Camp. Currently, there are a total of **504,854** refugees; **223,420** in Dadaab Camp; **200,536** in Kakuma Camp and **80, 898** in urban areas.

During the period under review, the country witnessed increased inflow of asylum seekers of Ethiopian and Eritrean origin in Dadaab, which could be attributed to the conflict in Ethiopia, and Ethiopia's decision to open its border with Eritrea. Consequently, there were approximately **38,855** undocumented asylum seekers in Dadaab Refugee Camp with over 90% being of Somali origin. This is in spite of the government having stopped any further registration of refugees in 2014 following the launch of voluntary repatriation process of Somali refugees.

Going by the trend of new arrivals, both security and humanitarian concerns have been raised as the structures cannot effectively account for, or monitor them thus their population constitutes a major national security threat.

The presence of refugees in the country presents among others, the following challenges:

- (a) Environmental degradation as a result of intensive exploitation of resources including trees and pastures, for extended periods of time, or without sufficient recovery periods;
- (b) Communal conflict over scarce natural resources that include water, land, and pasture among others;
- (c) The refugee camps serve as safe havens for criminals' networks including those involved in terrorism, smuggling and trade in contraband, counterfeit goods and illicit weapons; and
- (d) The refugee camps are also fertile grounds for radicalization and recruitment into terror groups.

Currently, the government is conducting Voluntary Repatriation (VOLREP) and so far, 329 individuals have been repatriated. 190 of these are from Dadaab and 139 from Kakuma. During the review period, limited repatriation was effected as there were no departures between March and November 2020 due to COVID-19 restrictions on International Travel. Another 443 individuals were resettled to other Countries.

The Government is also in the process of establishing the nationality status of persons who are classified as having double registration. These include Kenyans who have registered as refugees, as well as genuine refugees who have over time illegally acquired Kenyan citizenship.

The Government is committed to addressing the refugee crisis in the country through:

- (a) Leveraging on Kenya's position at the UN Security Council to lobby international support to promote peace and stability in the region;
- (b) Pursuing the implementation of relocation of refugees to other United Nations High Commission for Refugees (UNHCR) accredited countries, through the General Assembly of the United Nations Resolution of 1950;
- (c) Enhancing forums to foster peaceful co-existence between refugees and host communities; and improve linkages with local administrative structures to improve relations; and
- (d) Initiating development programs in collaboration with development partners to improve living standards of the host communities such as education, health care and food security.

15. STATELESSNESS

Stateless persons are people who are not considered as nationals by any state under the operations of its law. Their descendants are vulnerable to being recruited into organized crime and are not able to participate fully in the economic development of the country due to lack of essential documentation. In Kenya, there are different groups of stateless persons such as the Nubians, Pemba, Shona, as well as groups of individuals of Burundian, Congolese, Indian and Rwandan descent.

A total of 1,670 members of the Shona community and 1,300 Rwandese were conferred Kenyan citizenship on 12th December 2020, in line with the Global Action Plan to end statelessness, 2014-2024.

Going forward, the Government is working on developing an explicit policy and clear guidelines on who qualifies for consideration for citizenship to ensure that the remaining stateless groups of people are considered for conferment of citizenship.

16. ILLEGAL ALIENS AND UNDOCUMENTED IMMIGRANTS

The illegal movement of immigrants into Kenya poses a security threat in the country as some are associated with trans-national crimes, such as terrorism, human trafficking and smuggling of persons, as well as small arms and light weapons. They are also vulnerable to radicalization and recruitment into terrorist groups. Majority of the immigrants were found to be on transit to South Africa while the rest intended to stay in the country.

In the period January to December 2020, a total of 1,640 undocumented immigrants and aliens were arrested across the country. These aliens comprised of 807 Ethiopians, 306 Somalis, 200 Tanzanians, 68 Eritreans, 53 Congolese, 52 Ugandans and 49 Rwandese.

Table 15: Illegal Aliens and Undocumented Immigrants for the Period January to December 2020.

NATIONALITY	2019	2020	DIFF	% DIFF
ETHIOPIANS	532	807	275	51.7%
SOMALIS	299	306	7	2.3%
TANZANIANS	99	200	101	102.0%
ERITREANS	86	68	-18	-20.9%
CONGOLESE	22	53	31	140.9%
UGANDANS	36	52	16	44.4%
RWANDESE	6	49	43	716.7%
S/SUDANESE	5	32	27	540.0%
BURUNDIANS	39	22	-17	-43.6%
NIGERIAN	15	12	-3	-20.0%
EGYPTIANS	9	9	0	0.0%
SUDANESE	0	8	8	0.0%
UNKNOWN	2	5	3	150.0%
CAMEROONIANS	1	4	3	300.0%
PARKISTANS	3	2	-1	-33.3%
SWEDISH	0	2	2	0.0%
NORWEGIAN	0	2	2	0.0%
BANGLADESHI	0	1	1	0.0%
INDIANS	0	1	1	0.0%
GERMANS	0	1	1	0.0%
DUTCH	0	1	1	0.0%
TURKISH	0	1	1	0.0%
BRITONS	0	1	1	0.0%
LIBERIAN	0	1	1	0.0%
TOTAL	1154	1640	486	42.1%

In the first quarter of 2021 a total of 330 aliens and undocumented immigrants were arrested across the country. These included 92 Ethiopians, 85 Eritreans, 74 Somalis and 55 Burundians among other nationalities.

To deal with the challenge the Government:

- (a) Integrated a centralized data hub of illegal aliens and undocumented immigrants; and
- (b) Established face recognition technology at selected points of entry to bolster measures against illegal aliens and undocumented immigrants.

Going forward, the Government is committed to:

- (a) Establishing additional POEs, and IBCCs on major transport corridors;
- (b) Fast-tracking the development of National Migration and Labour Migration Policies; and
- (c) Fast-tracking the finalization of national Standard Operating Procedures (SOPs) on trafficking in persons and smuggling of immigrants.

17. TRADE IN CONTRABAND AND COUNTERFEIT PRODUCTS

Smuggling and trade in contraband and counterfeit goods pose a threat to the growth of the manufacturing sector, revenue generation as well as public health and safety in the country. The situation is compounded by complicity by unscrupulous government officials as well as the country's porous borders.

During the reporting period, sugar, maize, cooking oil, polythene bags, liquor and narcotics were smuggled into Kenya from Somalia, Ethiopia, Tanzania and Uganda.

Measures taken by the Government to curb trade in contraband and counterfeit products include:

- (i) Enhanced surveillance by Anti Counterfeit Agency and inter-agency collaboration to counter the menace;
- (ii) Tackling corruption through enhanced intelligence-led investigations and forensic audits; and
- (iii) Sustained arrest and prosecution of offenders.

Recommendations for future interventions:

- (i) Initiate amendments to relevant laws in order to provide for stiffer penalties;
- (ii) Develop systems for reporting complaints from the public and tracking the action taken by the responsible Government Agencies; and
- (iii) Implement the integrated product marking and authentication system by all agencies involved in fighting illicit trade.

18. MONEY LAUNDERING

Proceeds of corruption and organized crimes often end up disguised in legitimate ventures. Traditional methods of money laundering have centered on the use of cash-based businesses and transactions. The common predicate offences associated with money laundering include; corruption, tax evasion, wildlife crimes, drug trafficking, fraud, human trafficking and terrorism.

Money laundering perpetuates these crimes and provides an environment in which they continue to flourish. In some instances, charities and alternative remittance systems have been used to disguise movement of funds from unlawful sources. This has, however, been steadily changing with the use of crypto currencies, offshore bank accounts, trade-based laundering, funnel accounts and professional enablers and intermediaries.

During the reporting period, law enforcement agencies profiled foreign nationals who are involved in tax crimes. These foreign nationals enter the country on various work permits after which they open bank accounts and give power of attorney to Kenyans, mainly advocates. These business accounts receive multiple large cash deposits allegedly for trade purposes. The funds are accumulated and subsequently transferred to overseas entities.

A section of the legal fraternity is suspected to be used to launder proceeds of crime. The accounts operated by the law firms receive funds from within and without the country, layered through multiple transfers with subsequent cash withdrawals. They also use clients' accounts in which they deposit unexplained large sums of funds. Some of these funds are used to acquire property where the ultimate owners are disguised.

A nexus between terrorism financing and human trafficking, contraband goods and currency smuggling was noted. The funds sent through international money transfers were sent by illegal migrants who have been smuggled from countries such as Somalia and Ethiopia. These

smuggling routes are also suspected to be used in the smuggling of contraband goods and currency.

In the year under review, a trend was also noted, where suspected illegal proceeds laundered from high risk jurisdictions are transferred to Kenyan bank accounts disguised as proceeds of tax amnesty or dividends.

During the period under review, the Government undertook the following measures to address money laundering:

- (a) For the first time, implemented the Deferred Prosecutions Agreements in the year 2020, resulting in financial penalties totaling KSh. 385 Million against 5 banks for failure to comply with anti-money laundering requirements; and
- (b) Commenced a National Risk Assessment on money laundering and terrorism financing to identify and assess the level and trends of money laundering and terrorist financing in the country.

Going forward, the Government is committed to:

- (a) Review its engagements with foreign financial intelligence units in facilitating local law enforcement agencies to access financial intelligence from foreign jurisdictions while investigating transnational crimes;
- (b) Enlist non-financial businesses and professions including lawyers, car dealers, non-profit organizations and virtual asset exchangers to file reports with Financial Reporting Centre (FRC); and
- (c) Draft laws on management of virtual assets space which is gradually developing in the country and is vulnerable to money laundering and exploitation to further terrorism financing

19. GAMING AND BETTING

The advent of COVID -19 pandemic in the country impacted heavily on the operations of the gaming industry bringing it to a halt. Whereas licensed gaming activities generate revenue to the Government, illegal operators in the sector pose more danger to the public. Illegal gaming activities are known to attract social vices such as gambling addiction, idleness, crime, besides exposing underage youth to gambling.

Illegal gambling is exacerbated by:

- (a) Local production of the machines using imported electronic gadgets;
- (b) Significant penetration of foreign on-line gambling websites which deny the Government revenue and expose the locals to fraud; and
- (c) Full ownership of gaming entities by foreigners which increases risks of capital flight and money laundering. However, injection of local shareholding has been encouraged.

Interventions made by the Government included:

- (a) Vetting of applicants and operators;
- (b) Sustained crackdown on illegal gambling machines;
- (c) Public education on the effects of gambling;
- (d) Controlling of mass media advertising of gambling; and
- (e) Blocking online gaming sites that do not comply with the law.

Going forward, the Government will fast-track enactment of the Gaming Bill 2019; review regulations; and ensure sustained enforcement and compliance by all actors involved in gaming and betting.

20. WILDLIFE SECURITY

Wildlife security threats during the period under review included illicit trade in wildlife trophies and poaching for bush meat. Killing of elephants and rhinos for illegal trade in ivory and rhino horns, and other animals for bush meat is a serious threat to species' survival as it works against the objective of sustainable wildlife conservation. In addition, human-wildlife conflict and encroachment on wildlife corridors, forest areas and water towers, persisted during the period under review.

To counter these threats, the Government enhanced anti-poaching and intelligence-led law enforcement operations, and strengthened collaboration with stakeholders through a multi-agency approach. As a result, rhino poaching reduced from 59 cases in 2013 to zero in 2020; while elephant poaching reduced to 11 from 38 in 2019. Currently, the elephant population stands at over 34,000 and that of the rhinos at over 1,400, making Kenya, the country with the 4th largest population in both species.

21. FOOD SECURITY

The country witnessed improved food security during the period under review owing to favourable weather. This is despite the challenges linked to the outbreak of the COVID-19 global pandemic, desert locust invasion and flooding in some parts of the country. However, it is expected that the continuous presence of the locusts and their ability to rapidly multiply and spread may pose a threat to food security in the near future.

During the period under review, the Government interventions measures included:

- Protection of locally produced agricultural products by imposition of excise duty and VAT on imported farm products;
- Unveiling of KSh. 10 billion Kenya Marine Fisheries Socio-economic Development Project in Mombasa;
- Continued implementation of the Agricultural Sector Reforms under the Food Security Pillar of the Big Four Agenda;
- Sustained efforts to combat desert locusts; and
- Purchasing and selling cereals through the Strategic Food Reserves to stabilize supply and prices of the commodity.

In this regard, the Government, in collaboration with the respective County governments, will employ the following measures to enhance food security in the country:

- (a) Fast track the enactment of various legislative reforms in the agricultural sector;
- (b) Strengthen research and extension service capacities by focusing on food security and nutritional needs of the country;
- (c) Increase investments in agro-processing industries;
- (d) Enhance surveillance and response to pests and diseases;
- (e) Empower farmers to shift from over-reliance on rain fed agriculture to irrigation; and
- (f) Employ the IGAD inter regional strategy for coordination and management of desert locusts and other trans-boundary pests.

22. UNEMPLOYMENT

In the year 2020, the COVID-19 pandemic necessitated the deployment of MOH containment measures to safeguard the health of citizens. However, the containment measures, including curfews and restriction in movement, resulted in disruption of businesses and livelihoods. Also, the pandemic and the ensuing containment measures exacerbated the situation by further contracting the economy, which resulted in job losses.

To address youth unemployment and ensure that the youth remained engaged, the government initiated the following initiatives:

- (a) Launched the National Hygiene Programme (NHP) - *Kazi Mtaani* initiative which kept the youth engaged in cleaning of the towns;
- (b) Enhanced the implementation of *Ajira* initiative aimed at training one million youth to enable them acquire relevant digital skills and subsequently take up freelance online jobs;
- (c) Initiated internship programs to enable the youth acquire the relevant experience for the job market; and
- (d) Sustained the implementation of the Buy Kenya-Build Kenya policy.

23. FLOODS

Floods constitute a national security threat due to their adverse impact on the lives and livelihoods of the affected communities. Flooding affects food security, levels of inland water bodies and causes sedimentation, displacement of people, loss of livelihood, critical infrastructure damage, and soil erosion/mudslides/landslides. The floods experienced between March 2020 and May 2021 led to loss of 542 lives and displacement of 70,154 households, which affected 498, 655 people.

24. SCHOOL UNREST AND SECURITY OF LEARNING INSTITUTIONS

Since the reopening of learning institutions in January, 2021, after the nine (9) months break occasioned by the closure of schools as part of the COVID-19 containment measures, a wave of unprecedented child delinquency and school unrest has been reported across the country. Some of the students have razed and /or vandalized school property, including classrooms, dormitories and vehicles. Severe cases of fatalities and assault targeting fellow students, teachers and school workers have also been reported.

The unrest is attributed to the long break that the learners had enjoyed, with some of them having engaged in income generating activities, such as *Boda-boda* transport. Further, drug and substance abuse, especially alcohol and *bhanga* among the learners, could be behind the unrest in schools.

To address the unrest in schools, the Government is committed to:

- (a) Strengthening of guidance and counselling programmes in schools to stem the unrest;
- (b) Increasing vigilance within and around school compounds including installation of CCTV cameras;
- (c) Controlling drug and substance abuse, not only among the youth but in the society; and
- (d) Enhancing intelligence collection and sharing among the stakeholders to contain the vice.

Going forward, the government will continue to enhance collaboration with the education stakeholders in order to address the unrests.

25. LABOUR UNREST

The unprecedented outbreak and spread of COVID-19 pandemic increased pressure on health facilities to offer better and quality critical care services. This is despite the fact that most of the facilities were ill-equipped both in terms of infrastructure and protective gear for health workers.

The challenges in managing COVID-19 patients, compounded pre-existing health workers' grievances as the health workers intensified demands for better pay, medical insurance coverage and better protective equipment, among others. The health workers, eventually withdrew their services, forcing patients to seek health services from private hospitals, despite the hard-economic times that Kenyans were experiencing.

To address labour unrest in the health sector, the National and County governments enhanced coordination to resolve the underlying grievances, with relative success. The Government remains committed to creating a conducive working environment for its employees.

26. REGIONAL SECURITY THREATS

In the period under review, the region continued to register multiple security threats, with negative spillover effects on Kenya. Despite the general reduction of conflict incidences and rollout of multilateral interventions, the region continued to contend with fragile intra-state transitions, competing and conflicting inter-state relations, extra-regional meddling and the persisting threat of terrorism. Notably, the COVID-19 pandemic generated a public health crisis that impaired multilateral responses to regional security challenges.

The protracted conflict in Somalia continues to threaten regional security despite the ongoing peace efforts spearheaded by the African Union Mission in Somalia (AMISOM) and the international community. Further, the porous border between Kenya and Somalia, exposes the country to transnational crimes. Moreover, the ongoing Kenya-Somalia maritime boundary dispute has the potential to compound the already fragile regional security. Additionally, the security challenges witnessed in Ethiopia, resulted in an influx of refugees and illegal weapons into the country.

On the other hand, the political, economic and security situation in South Sudan remained fragile despite the implementation of the Revitalized Agreement for the Resolution of Conflict in South Sudan and formation of the Transitional Government of National Unity. Sustained security fragility in South Sudan also negatively affected Kenya's commercial interests, including pharmaceutical and food exports to the country. Further, the encroachment of Nadapal area by armed Toposa posed security challenges along the joint border.

State fragility and a resurgent threat of terrorism continued to sustain instability in the Great Lakes region. Notably, rebels and terrorist groups exploited weak state capacity, especially in the Democratic Republic of Congo (DRC) to perpetrate their activities, with negative effects on regional security, as well as Kenya's commercial interests.

During the period under review, Kenya was elected as a non-permanent member of the United Nations Security Council. The election was a confirmation of Kenya's leading role in international and regional peace and security initiatives. The membership provides the country with an opportunity to follow through sustainable peace and security initiatives in the region.

In addressing the above challenges, Kenya utilized multilateral and bilateral diplomatic channels towards peaceful resolution of the crises. Going forward, the Government is committed to:

- (a) Continued participation in the reconfigured Force Intervention Brigade (FIB) mandated under the United Nations Organization Stabilization Mission in the DRC (MONUSCO), in addition to the deployment of the Quick Reaction Force to the DRC;

- (b) Reinvigorate regional peace diplomacy efforts to de-escalate tensions and exert direct political influence in the region;
- (c) Remain impartial in the on-going peace processes and in its dealings with all parties; and exert diplomatic efforts both bilaterally and through IGAD and the AU to support the peace processes; and
- (d) Continue to appropriately deploy its military resources in seeking peaceful settlements to regional conflicts, stabilization and post-conflict reconstruction in the region.

CHAPTER THREE:

CROSS - CUTTING INITIATIVES IMPLEMENTED BY GOVERNMENT TO ADDRESS SECURITY CHALLENGES

During the period under review, several cross-cutting initiatives were implemented to address some of the emerging security challenges. These initiatives include sustained implementation of anti-corruption measures, enforcement of relevant legislative frameworks, including Proceeds of Crime and Anti-Money Laundering Act (POCAMLA) and Prevention of Terrorism Act (POTA), National Integrated Identity Management System (NIIMS) - '*Huduma Namba*', COVID-19 response and land reforms.

27. ANTI-CORRUPTION CAMPAIGN

Corruption remained a threat to Kenya's national security during the reporting period with some public officials and business persons perpetrating the vice, hence threatening the country's economic growth, security and provision of Government services. However, the Government sustained the fight against corruption through implementation of various initiatives including; enhancement of multi-agency cooperation against corruption, following the money trail and taking measures against unexplained wealth, mutual legal assistance against transnational corruption and sustained public awareness campaigns as well as securing convictions of some of the perpetrators. There was relative success in prosecution of suspects and asset recovery.

A major milestone in fighting corruption was obtaining of 32 convictions during the period under review on corruption cases with the conviction of a member of parliament being among the high-profile convictions. There were 81 corruption cases reported during the review period with 52 having been concluded.

As at 31st December 2020, 135 high impact cases were pending before court with a cumulative value of KSh. 216 Billion. Out of these cases, 53 cases involved top government officials that included Cabinet Secretaries, Principal Secretaries, Governors, Members of Parliament and other senior officials.

Further, the government through the EACC has managed to achieve the following between the period 2019 to 2020:

- (a) 163 cases were investigated, concluded and reports of their outcomes submitted to the office of the Director of Public Prosecution (DPP) with various recommendations;
- (b) Conducted 267 sting operations;
- (c) Under the Assets Recovery approach managed to trace 88 assets valued at KSh. 25 billion; got 14 Preservations of assets valued at KSh. 9.8 billion; and filed 23 recovery suits worth KSh. 12 billion;
- (d) Got favourable judgements on forfeiture of unexplained wealth with approximate value of KSh. 630 million by public officers found to own assets disproportionate to their own legitimate sources of income; and
- (e) Approximately KSh. 10 billion value of loss averted by measures put in place.

Table 16: High Profile Cases Pending before Court & Cumulative Monetary value

Year	Number of Cases per year of filed in court	Approximate Monetary Value Involved (KSh)
2020	9	3,234,964,574
2019	26	140,206,729,183
2018	49	16,203,785,465
2017 & earlier years	58	67,106,235,183
TOTAL	142	226,751,714,405

Table 17: Cases Involving Senior Officials

SNO	DESCRIPTION	NUMBER
1.	Cabinet Secretaries, Principal Secretaries	7
2.	Governor & Senior County Officials	14
3.	Directors, CEOs	24
4.	Members of Parliament	9
5.	Deputy County Commissioner & Senior Officials	1
6.	Members of County Assembly (MCA)	5
TOTAL		60

Due to the complexity of corruption cases, the criminal justice system is increasingly innovating mechanisms including video conferencing, plea bargaining and Deferred Prosecution Agreements to expedite their conclusion. For instance, the case of corruption against a Member of Parliament was concluded within two (2) years.

Further the judicial system has adopted a strong stance against corruption which is reflected in the huge penalties meted out by the courts. Additionally, recovery of proceeds of crime and unexplained wealth has been adopted as strategies to deny benefit to corrupt individuals.

Going forward, the Government will:

- (a) Sustain the war against corruption at all levels of the society;
- (b) Maintain the multi-agency approach towards the fight against corruption;
- (c) Adopt a multi-pronged approach towards recovery of proceeds of crime as a tool towards combating organized crime and corruption;
- (d) Fast track enactment of the Lifestyle Audit Bill;
- (e) Partner with Judiciary to increase Anti-corruption courts;
- (f) Enhance prosecutorial capacity;
- (g) Pursue membership to the Egmont Group on Financial Intelligence Units;
- (h) Fast track enactment of whistle blower legislation; and
- (i) Ensure operationalization of Criminal Assets Recovery Fund.

28. ANTI-MONEY LAUNDERING AND TERRORISM FINANCING

POCAMLA and POTA places an obligation on reporting institutions to file with FRC Suspicious Transaction Reports (STRs), Cash Transaction Reports (CTRs), Monetary Instruments Declaration Reports (MIDRs) and Suspicious Activity Reports (SARs). The data is analysed and disseminated to Law Enforcement Agencies (LEAs). Between 1st January and

31st December, 2020, 71 reports worth KSh. 161,357,306,179.65 were disseminated to various LEAs.

Corruption, tax evasion, fraud and poaching have been identified as the major risks associated with money laundering and terrorism financing, as illustrated in the table below;

Table 18: FRC Reports to Security Agencies

PREDICATE OFFENCE	AMOUNT (KSh.)
Corruption	58,346,396,355.73
Money Laundering	45,97,441,511.24
Tax Evasion	33,444,389,637.91
Terror Financing	2,374,824,395.37
Fraud	21,969,951.954.
Poaching	24,302,325.00
TOTAL	161,357,306,179.65

29. NATIONAL INTEGRATED IDENTITY MANAGEMENT SYSTEM

The National Integrated Identity Management System (NIIMS), dubbed *Huduma Namba*, was established vide Executive Order No. 1/2018 and draws its legal mandate from *The Statute law (Miscellaneous Amendments) Act, 2018, Sec. 9A*. The mass data capture was officially launched on 2nd April, 2019, in Masii town, Mwala Sub-County, Machakos County. Registration across the country was undertaken between 3rd April to 25th May 2019, and between 6th May and 20th July 2019 across 51 Kenyan Missions abroad. A total of 37,724,521 persons were captured locally, and 96,571 in the diaspora.

To facilitate phase II *Huduma Namba* registration of the over 10 million persons who were not captured during the mass exercise, the government has initiated the following measures:

(a) Civil Registration Services (CRS) Rapid Results Initiative (RRI)

CRS conducted the RRI exercise between 27th June and 15th August 2020, during which 1,683,000 new birth/death certificates were issued. Further, a total of 30,671,090 records were digitized across the 112 CRS offices. Further, CRS digitization phase II was undertaken at central registries in the following 14 counties: Nairobi, Mombasa, Kisumu, Kakamega, Nakuru, Uasin Gishu, Embu, Nyeri, Garissa, Bomet, Kisii, Isiolo, Machakos and Trans Nzoia between 6th May and 20th June, 2020.

(b) National Registration Bureau (NRB) Rapid Results Initiative (RRI)

The NRB conducted an RRI exercise between 2nd September and 4th October 2020, during which 1,197,506 new identity cards were issued, while data adjudication at NRB commenced in March 2020.

(c) Digitization exercise at Immigration Services

There is an ongoing digitization of 3 million manual records at Immigration Services. The digitized data will ease the adjudication process between NIIMS database and Immigration Services data.

(d) Digitization exercise at National Transport & Safety Authority (NTSA)

The digitization of 75 million records (5 Million files) at NTSA is ongoing, in order to enable the integration of motor vehicle records with the NIIMS database.

(e) Operationalization of Data Commissioner's office

The Data Protection Act (Civil Registration) Regulations, 2020 and Registration of Persons Act (National Integrated Identity Management System) Regulations, 2020, were published vide Legal Notices No. 195 & 196, respectively and have since been gazetted.

The office of Data Commissioner has since been filled vide Special Kenya Gazette Issue Vol. CXXII-No. 198 dated 12th November, 2020.

(f) Generation of *Huduma Namba*, card production and issuance

The adjudication exercise acts as a pre-cursor before generation of *Huduma Namba* and production/ issuance of *Huduma* Cards. The *Huduma* Card sample (Annex 1) was officially launched during the *Mashujaa* Day celebrations on 20th October 2020 at Gusii Stadium, Kisii County. The mass production of the card began on 1st January, 2021. A Bulk SMS platform for sending messages to members of the public on the status of the cards has since been developed and operationalized.

The card distribution is ongoing in all the 47 Counties. The current NRB offices and *Huduma* Centers across the Republic have been designated as *Huduma* Card collection points. In order to ease the *Huduma* Card issuance procedure, an application that is able to send real time statistics on cards distribution and issuance across all collection centers through the use of the biometric kit has been developed.

Plans are underway to rollout a public sensitization campaign on *Huduma Namba* through social media and an intensive publicity through the mainstream media-print, TV and Radio (national and community). Additionally, there is an established 24/7 Call Centre at Posta Annex, 2nd Floor which handles public queries in respect to *Huduma Namba* through a toll free number 0800 221111. Members of the public can also send an e-mail to contactcentre@hudumanamba.go.ke.

(g) *Huduma Namba* legal framework

The development of *Huduma Namba* Policy has since been finalized and the final draft is ready for presentation to Cabinet.

The Government gazetted the Registration of Persons (National Integrated Identity Management System) rules 2020 under the Registration of Persons Act.

30. COVID-19 RESPONSE

The rapid spread of COVID-19 pandemic led to the contraction of the global economy with profound consequences, and Kenya has not been spared. The subsequent containment measures which included restriction of movement, closure of the airspace and borders, as well as enforcement of curfews disrupted business and livelihoods. This constrained revenue streams with adverse implications on Government programmes including implementation of the Big Four agenda. However, expansion of the health infrastructure in response to the pandemic, helped advance the Universal Health Care pillar of the Big Four agenda.

The Government initiated measures to mitigate the impact of the pandemic. These initiatives included:

- (a) Offering tax reliefs to manufacturers, corporates and employees to cushion them against the adverse effects of COVID-19;
- (b) Implemented the National Hygiene Programme (NHP-*Kazi Mtaani*) to cushion the youths from economic vulnerabilities arising from the COVID-19 pandemic;
- (c) Hired 10,000 teachers and 1,000 ICT interns for digital learning program;
- (d) Disbursed COVID-19 response funds to the poor and vulnerable people;
- (e) Recruitment of additional health personnel; and
- (f) Procured COVID 19 vaccines.

Going forward, the Government intends to:

- a) Leverage on expanded healthcare infrastructure to support the roll out Universal Health Care;
- b) Sustain youth empowerment programmes;
- c) Sustain adherence to containment measures; and
- d) Procure and administer additional COVID-19 vaccines.

31. LAND REFORMS

Conflicts arising from land disputes remain a major cause of concern in several areas of the country. These conflicts manifest in squatter problems, invasions and land grabbing. The Government in an endeavour to conclusively resolve the land problems in Kenya, continued to pursue land reforms; digitisation of records, titling, decentralisation, and policy, legal and institutional reforms.

The following achievements were realised:

- Developed National Land Information Management System (NLIMS);
- Issued 500,000 title deeds including 5,446 titles for informal settlements and 3,518 under the school titling programme;
- Initiated the review of Sessional Paper No. 3 of 2009 on National Land Policy to align it with the Constitution;
- Developed regulations on electronic land transactions;
- Enacted the Business Laws (Amendment) Act, 2019; and, Sectional Properties Act, 2019 to provide for issuance of title deeds to sectional properties;
- Established Land Parcels Geo-referencing (Geodetic control points) and Continuous Operating Reference Stations to facilitate geo-referencing in Nairobi City County; and
- Embarked on the preparation of National Land Value Index to provide for a credible valuation database for use in investment and land compensation decisions.

Going forward, the Government will continue to review existing policies, legal and institutional frameworks to improve efficiency in land administration and management.

32. LEGAL REVIEW AND REGULATIONS

The Government is committed to reforming the security sector to enhance service delivery and accountability. In the period January to December 2020, the government drafted and reviewed the following legislations affecting the security sector:

- (a) Prepared the data protection Act, registration of persons Regulations 2020;
- (b) Prepared and published the Registration of persons Act-Registration of persons National Integrated Identity Management Systems Regulations 2020;
- (c) Prepared and published the Civil Aviation Act, 2020; and
- (d) Prepared the Data Protection Act, 2020.

Moving forward, the government intends to fast-track and finalize the following Bills and regulations:

- (a) The Strategic Goods Control Bill, 2021, Act of Parliament to prevent the proliferation of weapons of mass destruction by managing trade in strategic goods, and the provision of related services;
- (b) The National Aviation Management Bill 2020, Act of parliament to provide for the establishment of the National Aviation Council, whose functions shall be to assess and appraise, the objectives, commitment and the risks to the country in respect of actual and potential civil aviation capabilities, and for connected purposes. The Bill has so far undergone the first reading in the National Assembly; and
- (c) The proceeds of Crime and Anti-Money Laundering (Amendment) Bill, 2020. This is an Act of Parliament to provide for the Amendment of the Proceeds of Crime and Anti-Money Laundering Act, 2009.

CHAPTER FOUR: CONCLUSION

The security situation in the country remained relatively calm during the period under review. This tranquility was attributed to sustained Government efforts to secure its people and property and partly due to the measures imposed to contain the COVID-19 pandemic. However, the containment measures led to escalation of gender based violence.

The Government developed a post COVID-19 Economic Recovery Strategy, as an overarching initiative to mitigate adverse effects of the pandemic. The strategy aimed at creating opportunities in key priority areas including agriculture, water and sanitation, urban development and housing, transport, tourism, health, education, social protection, gender and youth. This will further spur the national development agenda towards attainment of Vision 2030 and Sustainable Development Goals.

The Government will continue to enhance the capacity of agencies in the criminal justice system through the whole-of-Government approach in addressing national security challenges. Additionally, the Government will continue to leverage on technology in addressing both existing and emerging security threats. Equally, community engagement programs will be sustained to improve on the partnership in addressing security concerns.

As the country approaches the electioneering period, the Government will upscale measures aimed at ensuring sustainable peace and tranquility. The Government will continue to seek the support of Parliament to drive these changes.

Annex 1: Huduma Card

Front side of the electronic identity card

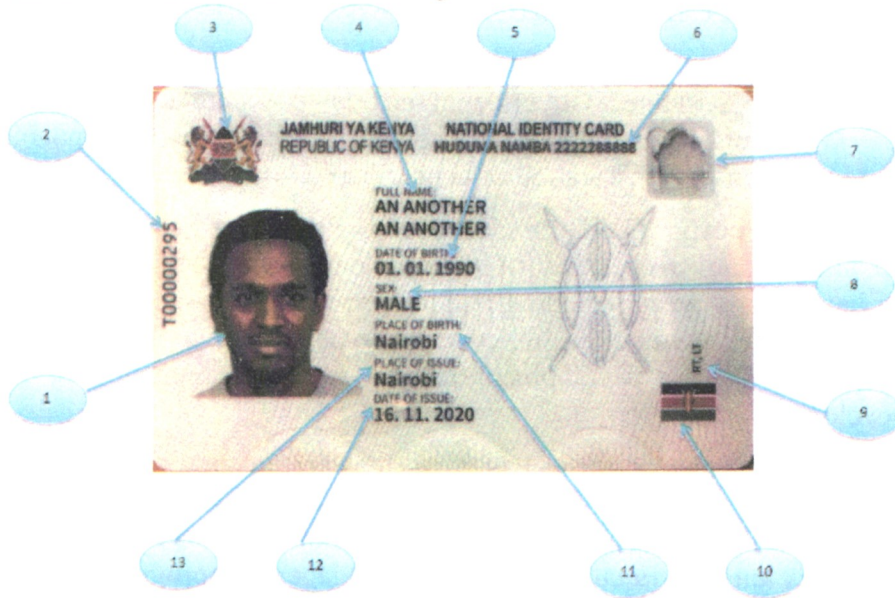


Figure 3: Huduma card

1. **Passport photo:** Enables the identification of the owner of the card.
2. **Unique Serial Number:** Uniquely identifies the Card.
3. **Coat of Arms:** Symbolizes Kenyan nationalism.
4. **Full Name:** The actual name of the card holder.
5. **Date of Birth:** Indicates the day, month and the year when the card holder was born.
6. **Huduma Namba:** A unique number that enables an individual to access Government Services. The Huduma Namba is assigned immediately after registration of a birth for newborns, and on the biometric registration of persons and is only retired after the death of an individual.
7. **Transparent window:** contains card holder's ghost image and the date of Birth, its visible when the card is tilted at an angle.
8. **Sex:** Gender of the card holder is provided.
9. **RT, LT:** Represents the finger that has been personalized for finger representation in the chip. This personalized finger is described by initials and the following could suffice.

Right Hand		Left Hand	
RT	Right Thumb	LT	Left Thumb
RI	Right Index	LI	Left Index
RM	Right Middle	LM	Left Middle
RR	Right Ring	LR	Left Ring
RL	Right Little finger	LL	Left Little finger
R_	Missing Right Hand	L_	Missing Left Hand

Table 19: Huduma Card

10. **Kenyan Flag** indicates the card is issued by and belongs to the Republic of Kenya.
11. **Place of Birth** shows where the card holder was born.
12. **Date of Issue** shows when the card was produced.
13. **Place of Issue** indicates the centre where the card holder may collect their card.

BACK SIDE OF THE ELECTRONIC IDENTITY CARD

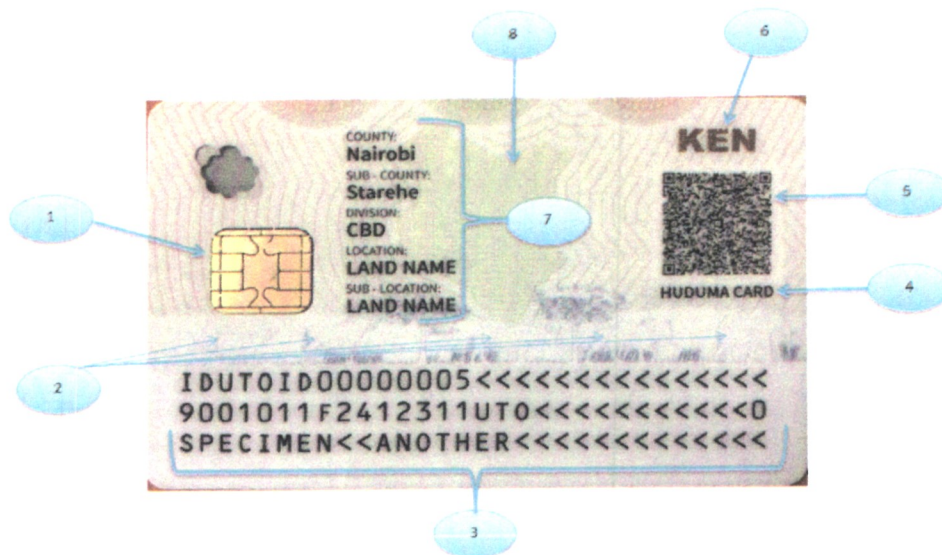


Figure 4: Huduma Card back side

1. **Contact Chip** contains securely stored personal information and fingerprint template representation of the card holder. In order to access information on the chip, internet connection is not needed since personal information is stored on the card.

The Contact chip supports verification of Identity where the Card Holder places his/her Fingerprint on a chip reader and the information on the card is read and matched with the card holder's fingerprint.

The chip has enough storage that can later be used to add more applets such as the UHC data, Insurance, among others.
2. **The Big Five:** Images to symbolize Kenya's wildlife heritage (Fauna).
3. **MRZ (Machine Readable Zone):** Contains the card data as per the ICAO Standards. Enables usage as a travelling document within the East African region when used together with the chip.
4. **Huduma Card:** Placed at the backside of the card, where the features that facilitate access to government services are located.
5. **Quick Response (QR) Code:** Stores the data of the card holder. Using the right application, a card holder is able to activate the card once it has been issued. One is also

able to verify that information on the card is indeed the same information stored in the QR Code.

6. **KEN:** Abbreviation of the name Kenya in Optical Variable Inks.
7. **Administrative Units:** Indicates the administrative units of the card holder.
8. **Kenyan Map:** The drawing represents the country and is illustrated with Infrared Absorbent Inks.